

**From:** Illinois State Board of Education hello@isbe.net  
**Subject:** Federal Announcement about Assessment and Accountability Waivers  
**Date:** February 22, 2021 at 6:21 PM  
**To:** condone@district90.org



Click [here](#) if you are having trouble viewing this message.



Dear Colleagues:

The U.S. Department of Education issued [an update](#) this afternoon on assessment, accountability, and reporting requirements for the 2020-21 school year. The Department has communicated its intent to make waivers available for accountability but not for assessments.

The Illinois State Board of Education will apply for the maximum flexibility available, including seeking the available waivers for summative designations and the 95 percent assessment participation requirement.

We are continuing to review the communication and will provide you with further information. While we had [advocated](#) for blanket waivers of federally required assessments this spring, we are committed to providing you with every possible support and flexibility to ensure a safe and equitable assessment administration, in the wake of the Department's announcement today. We will follow up with additional assessment guidance as soon as possible.

Sincerely,

Dr. Carmen I. Ayala  
State Superintendent of Education  
Illinois State Board of Education





# Illinois State Board of Education

100 North First Street • Springfield, Illinois 62777-0001  
www.isbe.net

**Darren Reisberg**  
*Chair of the Board*

**Dr. Carmen I. Ayala**  
*State Superintendent of Education*

February 11, 2021

Office of Elementary and Secondary Education  
400 Maryland Ave., SW  
Washington, DC 20202  
Email: [oese@ed.gov](mailto:oese@ed.gov)  
Telephone: (202) 401-0113  
Fax: (202) 205-0310

**Subject:** Request to Release an Expedited Waiver of Assessment and Accountability Requirements

**Enclosed:** (1) [Letter Signed by 661 Illinois School District Superintendents](#)  
(2) [Letter Signed by Illinois Teacher and Management Associations](#)

Dear Acting Secretary of Education Phil Rosenfelt and Acting Assistant Secretary Ian Rosenblum:

The Illinois State Board of Education urges the U.S. Department of Education, pursuant to section 8401(b) of the Elementary and Secondary Education Act of 1965, as amended, to offer states the option to waive the following assessment and concomitant accountability and reporting requirements. Specifically, the Department should release an expedited waiver application for:

- assessment requirements in section 1111(b)(2) covering all required assessments in school year 2020-2021;
- the requirement that a state annually meaningfully differentiate all public schools and to identify schools for comprehensive and targeted support and improvement, as required in sections 1111(c)(4) and 1111(d)(2)(C)-(D); and
- those report card provisions related to assessments and accountability in section 1111(h) that would be based on data from the 2020-2021 school year.

Because so many of our students have been separated from their schools since March, we believe that bringing students back in-person only to immediately begin state testing will have a detrimental effect on the goals of supporting their social-emotional wellbeing, mental health, and reconnection with the school community. While 77 percent of our 852 school districts are offering some in-person instruction, data show that more than a million students are still learning in fully remote environments and have been since March. Fewer than 200 Illinois school districts serving less than 200,000 students are currently able to provide fully in-person instruction to all

students. Illinois students need their school and district administrators focused on resuming in-person instruction for the purposes of providing trauma-informed supports, increasing the quality of instruction, and rebuilding relationships between students and teachers. The administration of state assessments would take away from these critical endeavors that are foundational to the recovery of our educational systems.

The decision to submit this request is the result of rich collaboration with a wide variety of individuals with a deep commitment to public education and the belief in its power transform lives. Over the past several months, the Illinois State Board of Education has heard from superintendents, building principals, classroom teachers, parents, and students regarding their thoughts and concerns on federally required assessments for the 2020-2021 school year. Enclosed, please find a joint statement from the leaders of our two state teachers unions and of our principal and district administrator associations, as well as a joint statement signed by 661 individual Illinois school district superintendents.

Our request is further premised upon the following:

- Illinois educators understand and believe in the importance of assessment results, but the likely variability in participation across the state will limit the comparability and usefulness of the data at both the individual student and student group levels. The potential yet diminished benefits of using incomplete state assessment data as a means of understanding the scope of learning loss that may have occurred as a result of the pandemic do not outweigh the significant burden that the administration of state assessments would incur on our students, families, teachers, and administrators.
- After hearing the concerns of district and school leaders, teachers, families, and students, ISBE delayed its testing windows in order to provide as much flexibility for administration under socially distanced conditions. Currently, and in addition to supporting the academic, social, and emotional needs of students, districts are utilizing time and resources to ensure transportation and safe logistics for testing. This time could be better spent coordinating vaccination administration for educators and the larger community and providing necessary supports for students. Without a clear signal that the Department will permit an assessment waiver, districts will continue to plan for the administration of assessments. This is not the optimal use of their time or resources.

The Illinois State Board of Education firmly believes in the importance of assessment: the practice of collecting evidence about student learning to provide students with feedback and to inform supports and instructional design. Assessment is still critically important to helping students recover from the pandemic. Schools, districts, and teachers can and should continue to conduct formative assessments at the local levels to understand the impact of the pandemic on student learning and provide holistic and individualized supports.

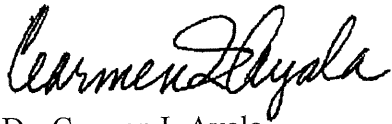
We also believe in accountability as a means of identifying our schools and our students in the greatest need of assistance. We acknowledge that a second year without state assessments will impact our longitudinal data and accountability systems; however, we are confident in our ability

to continue to provide supports to our highest need schools and students and to leverage local data sources to evaluate our progress.


Given these considerations, we assert that it is in the best interest of students and educators for the U.S. Department of Education to release an expedited waiver of assessment and accountability requirements for the 2020-2021 school year.

On behalf of Illinois students and the educators that support them, thank you for considering this request.

Sincerely,



Dr. Carmen I. Ayala  
Illinois State Superintendent of Education



Darren Reisberg  
Illinois Chair of the Board

February 9, 2021

Dear Acting Secretary Cardona:

The COVID-19 pandemic continues to impact every corner of our state. The gross inequity the pandemic has reinforced, both in health and economic outcomes, means our least resourced students feel the brunt of the pandemic's impact. Even as our newly elected national leadership signals that providing sustained COVID relief is a priority, we are still faced with the consequences of the paucity of relief and guidance provided by the former administration.

These consequences include a slow, inequitable rollout of vaccinations. Communities of color are disproportionately dying from the virus but very few people from these communities have been vaccinated. This is especially problematic as new, more infectious variants of COVID become more prevalent. Despite the committed efforts of educators to provide the most robust, appropriate and safe educational experience for our students, the pandemic's disruptive force has meant that students have had inconsistent and uneven experiences within schools, across districts, and among regions. As our students and communities continue to navigate through instability and uncertainty, we **implore you to provide a federal ESSA (Every School Succeeds Act) waiver for standardized testing for the 2020-2021 school year**. Suspending standardized testing will allow us the opportunity to expend our time, energy and resources on efforts that will help our communities heal, recuperate and recover from this devastating pandemic.

There are several reasons why a waiver of standardized testing is needed immediately. First, testing will further exacerbate the inequities that existed pre-COVID. Students who attend under-resourced schools traditionally score lower on standardized tests. These are the same students who have suffered most from the pandemic. Conditions have worsened for students who faced food insecurities, lacked quality healthcare, housing, and technology pre-COVID. These students require intensive support—not standardized testing. Our resources need to be centered on providing them with the physical and mental health supports they need to perform academically. Testing students in the midst of a health, economic, and social crisis is not compassionate or trauma-informed and will not promote whole child well-being and development.


Second, given this last year of instability, standardized tests will yield inaccurate and unreliable data. Not only have students and communities experienced various levels of trauma and loss, students have experienced different versions of schooling—in person, remote, hybrid, and variations of all three.

This has required that educators re-prioritize academic goals and curricular focus. Standardized tests do not reflect these altered expectations and experiences and so will not provide an accurate or realistic picture of students' strengths and needs. There is no way to compare students' scores across districts, nor is it valid to compare students' scores to previous years when schooling was remarkably different. The effects and impacts of COVID have not been "standardized" across school communities.


It is unfair, then, to utilize standardized metrics to make assessments across such widely diverse circumstances. The significant time, effort, and resources that will be required for in-person testing—only to produce inaccurate and unreliable data—can and should be more thoughtfully invested into real relief for our students and school communities.

Third, in-person testing will require time-consuming, complicated and potentially dangerous scheduling decisions for school leaders. Over half of Illinois’s students are learning remotely. This suggests that a significant number of families believe that conditions are not yet safe enough for in-person instruction. To require in-person testing after families have opted for remote learning is unfair. If it is unsafe for students to return to school buildings for in-person instruction, it is unreasonable to demand that they return for in-person testing. Additionally, many schools have remained remote because they do not have the ability to follow necessary social distancing and safety protocols. In-person testing will require school leaders to spend an inordinate amount of time arranging staggered testing schedules to limit the number of students and staff in the building at one time. It may take weeks to complete testing under these circumstances, resulting in weeks of lost instructional time. It will also disrupt the vital socioemotional support educators are providing as they work to build, rebuild and re-establish trusting relationships with students.


As school leaders and practitioners, we are committed to the students and communities we serve. Since the start of the pandemic, we have never stopped working to ensure the safety and well-being of our school communities. While the COVID-19 pandemic has caused chaos and devastation, it has also provided an opportunity for us to “build back better.” **We implore you to provide relief for our educators and students with a U.S. DOE testing waiver process.** Rest assured that we will strongly urge the Illinois State Board of Education to apply for this waiver when provided the opportunity. As advocates and vanguards for public education, we invite you to work alongside us as we strive to build a better, stronger and more equitable education system for students and families across this nation.



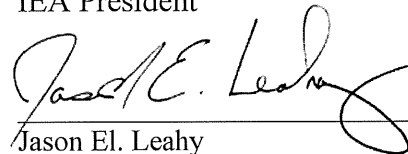
Brent Clark, Ph.D  
Executive Director IASA



Kathi Griffin  
IEA President



Daniel J. Montgomery  
IFT President



Jason El. Leahy  
Executive Director IPA

Cc: Dr. Carmen Ayala, IL State Superintendent

February 8, 2021

Hon. Dr. Miguel Cardona, Acting Secretary  
U.S. Department of Education  
400 Maryland Avenue, SW  
Washington, D.C. 20202

Dear Acting Secretary Cardona:

The below 682 superintendents representing 1,269,650 students across the great State of Illinois write to you to respectfully request a waiver of mandated state assessments for 2021.

We welcome accountability. We hold ourselves, our districts, and our students to high expectations which we measure locally using data that yields more timely information, better informs teaching and learning, and is more relevant to our students and their families. In normal times we also fully comply with regulations including annual state testing.

However, we have concerns regarding our ability to administer assessments in the midst of a continuing unprecedented global pandemic. For example:

- Illinois requires school districts to offer remote learning to families upon request. Data reported by school districts to the Illinois State Board of Education (last updated Feb. 1, 2021), demonstrates that 53 percent of Illinois students are learning remotely, 38 percent are enrolled in a blended remote learning model, and 10 percent are in person. We do not believe reaching a 95 percent threshold of in-person participation in testing is possible nor is it plausible.
- If we are able to get students to return for in-person testing, we would be losing many days of learning for required testing. For many of our districts, social distancing and occupancy limits dramatically limit the number of students we can have in a school and a classroom at a time thereby extending the number of days required for testing. Sadly, this reduces the already limited amount of time our teachers have with their students to engage in learning.

We understand that there may be a pending decision to ensure testing occurs, but that the reporting of data on a state report card will be waived. Again, we are not opposed to accountability or state report cards especially in normal times, but these are anything but normal. Rather, like our colleagues across the nation, we are working diligently to get a larger portion of students back into schools for in-person instruction, working to address the social and emotional, and academic, needs of our students which includes plans to address lost opportunities, getting

staff and community members vaccinated, and serving as a lifeline for so many members of our communities. Let us focus on those priorities rather than on the logistics of testing kids.

Please waive the requirement for federally mandated state assessments this year!

Sincerely,

Illinois School Superintendents  
 c/o Tony Sanders, Superintendent  
 School District U-46  
 355 E. Chicago Street, 2nd floor  
 Elgin, IL 60120

| Name                    | School District                                     | Enrollment |
|-------------------------|---|------------|
| Tony Sanders            | School District U-46                                | 38,000     |
| Jennifer Garrison       | Vandalia CUSD 203                                   | 1,450      |
| Jeff Craig              | West Aurora School District #129                    | 12,000     |
| Sharon Desmoulin-Kherat | Peoria Public Schools #150                          | 13,000     |
| Michael Lubelfeld       | North Shore School District 112                     | 4,000      |
| Kristie Baumgartner     | Alton CUSD #11                                      | 6,131      |
| Mr. Stephen M. Wilder   | Sycamore CUSD #427                                  | 3,565      |
| Donn P Mendoza          | Round Lake Area School District 116                 | 6,700      |
| Adrian B Taley          | Indian Prairie 204                                  | 26,700     |
| Steve Ptacek            | Jacksonville School District 117                    | 3,400      |
| Douglas A. Wood         | Ball-Chatham CUSD #5                                | 4,698      |
| Dr. Lisa Hichens        | Batavia Public School District 101                  | 5,346      |
| Brian Harris            | Barrington 220                                      | 8,500      |
| Terri Bresnahan         | Berkeley School District 87                         | 2,600      |
| Jeff Schuler            | CUSD 200  | 12,500     |
| Dr. Mark A. Klaisner    | West 40 ISC #2                                      | 1,600      |
| Lindsey A. Hall         | Mahomet-Seymour CUSD #3                             | 3,220      |
| Scott Rowe              | Huntley Community School District 158               | 9,000      |
| Dr. Alicia Geddis       | Danville Consolidated Community School District 118 | 5,800      |



|                      |   |        |
|----------------------|---|--------|
| Reginald Lawrence    | Rock Island-Milan School District #41             | 6,200  |
| Corey Tafoya         | Harvard CUSD 50                                   | 2,800  |
| Dr. Edward J. Stange | Sunset Ridge School District 29                   | 500    |
| Adam Dean            | Triopia CUSD #27                                  | 400    |
| Catherine Wang       | Glencoe District 35                               | 1,182  |
| Glenn Terry          | Rockton #140                                      | 1,536  |
| Kevin Blankenship    | Scott-Morgan CUSD #2 & Winchester CUSD #1         | 900    |
| Elaine Aumiller      | Mount Prospect district 57                        | 2,300  |
| Keli Freedlund       | Kinnikinnick Community Consolidated District #131 | 1,728  |
| Jessica Funk         | Western Community Unit School District #12        | 549    |
| Timothy M Page       | A-C Central CUSd #262                             | 384    |
| Dr. Jeremy Larson    | Paris Union School District No. 95                | 1,451  |
| Trisha Kocanda       | Winnetka School District #36                      | 1,615  |
| Erik Van Hoveln      | Windsor CUSD #1                                   | 385    |
| Brad Voehringer      | Morton Grove School District 70                   | 840    |
| Jon Bartelt          | Bloomington School District 13                    | 1,331  |
| Carl Johnson         | Colona #190                                       | 475    |
| Robert Koontz        | Mulberry Grove CUSD #1                            | 355    |
| Bryce K. Jerrell     | Carrier Mills-Stonefort CUSD #2                   | 450    |
| Laura O'Donnell      | Olympia CUSD #16                                  | 1,700  |
| Aaron Hopper         | Panhandle Community Unit School District 2        | 479    |
| David Hill           | CCSD93  | 3,550  |
| Ken Wallace          | Maine Township High School District 207           | 6,400  |
| Stuart L Parks       | Grand Prairie 6                                   | 100    |
| Jake Chung           | Salt Creek District 48                            | 525    |
| Dr. Theresa Rouse    | Joliet Public Schools District 86                 | 10,350 |
| Lori Wilcox          | Aptakisic- Tripp D102                             | 2,600  |
| Dr. Louis Cavallo    | Forest Park Scho District 91                      | 675    |
| Dr. Julie Brown      | Pontiac William Holliday District 105             | 648    |
| Serdar Kartal        | Horizon Science Academy Belmont                   | 550    |

|                      |                                   |        |
|----------------------|-----------------------------------|--------|
| Dr. Jill Griffin     | Bethalto CUSD 8                   | 2,361  |
| Brett Elliott        | Stark County CUSD #100            | 700    |
| Cindy Whittaker      | Fairview 72                       | 750    |
| Genevieve D Cepela   | Fairmont School District 89       | 325    |
| Ryan Heavner         | Greenview #200                    | 275    |
| Kristin Humphries    | East Moline School District 37    | 2,800  |
| Kristopher P. Monn   | Minooka CCSD 201                  | 4,800  |
| Brian Dukes          | Pontiac 429                       | 1,200  |
| Dr. Beth A. Horner   | High Mount School District 116    | 400    |
| Andy DuRoss          | Schaumburg District 54            | 15,000 |
| Hank Thiele          | Community High School District 99 | 5,000  |
| Jared Poynter        | Hiawatha CUSD #426                | 408    |
| Jessica Sisil        | Palestine CUSD #3                 | 328    |
| Heather Friziellie   | Fox Lake GSD 114                  | 770    |
| Joseph Simpkins      | Richland 88A                      | 822    |
| Mark Scott           | North Greene Unit District #3     | 817    |
| Amanda Geary         | DeLand-Weldon CUSD #57            | 201    |
| Brenda Donahue       | Marseilles ESD #150               | 600    |
| Carrie Hruby         | O'Fallon District 90              | 3,643  |
| Brent O'Daniell      | Genoa Kingston CUSD #424          | 1,575  |
| Christine Sefcik     | Grant CHSD 124                    | 1,850  |
| Dr. E. Scott England | Fairfield PSD #112                | 700    |
| Andrew Brooks        | Delavan CUSD #703                 | 500    |
| Robert Richardson    | Hoopeston Area CUSD #11           | 1,150  |
| Paula Crane          | Prairie Central CUSD #8           | 1,739  |
| Dr. John Bute        | Prairie Grove CSD 46              | 700    |
| Dave Palzet          | Pleasantdale SD 107               | 850    |
| Mike Moan            | Woodstock 200                     | 6,300  |
| Dr. Mary Henderson   | Roselle SD12                      | 730    |
| Kenny Schwengel      | Stewardson-Strasburg CUSD #5A     | 416    |

|                    |   |        |
|--------------------|---|--------|
| Craig Schoppe      | Homer 33C School District                   | 3,600  |
| Scott Tingley      | Lincoln-Way District 210                    | 6,800  |
| Dr. Michelle Smith | Berwyn North School District 98             | 2,633  |
| Nick Polyak        | Leyden High School District #212            | 3,396  |
| Dustin E. Nail     | Damiansville ESD #62                        | 120    |
| Andy Siegfried     | Chaney-Monge 88                             | 465    |
| Dr. Teresa Hill    | South Holland School District 151           | 1,700  |
| Dr. Jay A. Goble   | North Mac CUSD #34                          | 1,255  |
| Allan Gresham      | Limestone Community High School #310        | 900    |
| Michael Shapiro    | Eswood CCSD #269                            | 68     |
| Brian Karraker     | New Athens CUSD #60                         | 521    |
| Rick Schmitt       | Sandwich CUSD 430                           | 1,840  |
| Dr. Brad Polanin   | Riverton Community Unit School District #14 | 1,339  |
| Paul T. Deters     | Lexington CUSD #7                           | 520    |
| Ron Gilbert        | Beardstown CUSD #15                         | 1,465  |
| Mathew Plater      | Havana CUSD #126                            | 929    |
| Chuck Lane         | Centralia High School #200                  | 885    |
| Mr. Shannon Cheek  | Arthur CUSD 305                             | 1,100  |
| Derek Hutchins     | Crab Orchard CUSD #3                        | 530    |
| Omar Castillo      | Keeneyville ESD 20                          | 1,400  |
| Wes Olson          | Bond CUSD #2                                | 1,800  |
| Robert L. Bowser   | Allendale CCSD 17                           | 137    |
| Theresa Plascencia | Waukegan Public Schools District 60         | 15,801 |
| Hillary Stanifer   | Blue Ridge CUSD#18                          | 678    |
| Dr. Andrew S. Wise | Center Cass School District #66             | 1,200  |
| Michelle Ramage    | Rantoul City Schools #137                   | 1,700  |
| Dr. William Newby  | Grass Lake Elementary School District #36   | 191    |
| Tony Shinall       | Brimfield CUSD #309                         | 660    |
| Todd Dugan         | Bunker Hill CUSD #8                         | 620    |
| Dan Arickx         | Rock Falls ESD #13                          | 900    |

|                         |  |       |
|-------------------------|--|-------|
| Marcus Alexander        | Pembroke Community Consolidated School District #259 | 183   |
| Scott Wakeley           | Bradley-Bourbonnais CHSD 307                         | 2,000 |
| Todd Bean               | Rooks Creek CCSD 425                                 | 52    |
| Dr. Prentiss Lea        | Community High School District 128                   | 3,400 |
| Matthew Klaska          | VIT CUSD # 2   | 360   |
| Pat Minasian            | Washington Grade School District 52                  | 900   |
| John K. Butts           | Medinah #11  | 776   |
| Stephane Palmer         | Norridge 80  | 1,023 |
| Dale Mitchell           | Homewood 153   | 1,900 |
| Dr. Johnnie Thomas      | Rich Township High School District 227               | 2,700 |
| Dr. Bill Robertson      | Fremont School District 79                           | 2,200 |
| Shannon Duling          | Princeville CUSD #326                                | 700   |
| Kevin Spain             | Elverado CUSD #196                                   | 395   |
| Kaine Osburn            | Avoca School District 37                             | 711   |
| William G. Caron, Ed.D. | Scales Mound CUSD #211                               | 269   |
| Carol Munson            | Villa Grove CUSD #302                                | 620   |
| Lori Bein               | Arlington Heights SD25                               | 5,500 |
| Dr. Kathy J. Hinz       | Crystal Lake Elementary District 47                  | 7,034 |
| Mark B. Skertich        | Collinsville CUSD #10                                | 6,300 |
| Dr. Sheila Greenwood    | Bement CUSD 5  | 300   |
| Bob Gold                | Big Hollow School District 38                        | 1,700 |
| Matthew W Brue          | PORTA CUSD 202                                       | 1,000 |
| Barb Thompson           | Fisher CUSD #1                                       | 582   |
| Dale Heidbreder         | Central School District 51                           | 1,343 |
| Richard J. Craven       | Peru Elementary District 124                         | 961   |
| Tim Vincent             | Galena USD #120                                      | 840   |
| Ted N. Sanders          | Grand Ridge CCSD #95                                 | 208   |
| Lisa Leali              | Lake Bluff D65                                       | 900   |
| Jeff Stawick            | CCSD 146   | 2,400 |

|                      |  |       |
|----------------------|--|-------|
| Misty Johannes       | Raccoon Consolidated School District         | 200   |
| Scott Amerio         | Rantoul Township High School District #193   | 801   |
| Geoff Deigan         | Prairie Crossing Charter School              | 432   |
| Dr. Travis McGuire   | Hinckley-Big Rock CUSD #429                  | 701   |
| Brad Landgraf        | Millstadt CCSD #160                          | 750   |
| Jake Flowers         | Norwood Elementary School District #63       | 430   |
| DR. Mikkel Storaasli | Grayslake Community High School District 127 | 2,500 |
| Dr. Thomas Mahoney   | Oregon CUSD 220                              | 1,450 |
| Kristin A. Kopta     | Pennoyer SD79                                | 450   |
| Mike Schiffman       | Pearl City Community School District 200     | 435   |
| Matthew Stines       | Grant CCSD #110                              | 700   |
| Daren Lowery         | Riverview CCSD #2                            | 225   |
| Dr. Darcy G Benway   | O'Fallon Township High School District 203   | 2,510 |
| Dr. Lori James-Gross | Unity Point School #140                      | 555   |
| Scott Clay           | East Maine District 63                       | 3,400 |
| Kevin Carey          | CUSD 201                                     | 1,286 |
| Dr. Richard Jancek   | Dwight Public Schools #232 & #230            | 725   |
| Ellen Correll        | Skokie 73.5                                  | 1,100 |
| Dr. Bradford Hubbard | Antioch CCSD 34                              | 2,700 |
| Rob Pipher           | Prairie du Rocher CCSD #134                  | 130   |
| Kyle M. Hacke        | Southwestern CUSD #9                         | 1,280 |
| Damian D. Jones, Sr. | Argenta-Oreana CUSD #1                       | 928   |
| Dr. Todd J. Vilardo  | Charleston CUSD #1                           | 2,750 |
| Rod Grimsley         | Crescent Iroquois CUSD #249                  | 92    |
| Zac Chatterton       | Farmington Central CUSD#265                  | 1,421 |
| Dr. Janean Friedman  | Emmons SD #33                                | 300   |
| Marjorie Greuter     | East Peoria CHSD 309                         | 1,010 |
| Thad Walker          | Meredosia-Chambersburg CUSD 11               | 210   |
| Shannon Anderson     | Momence CUSD#1                               | 1,020 |
| Craig Benes          | Itasca District 10                           | 1,000 |

|                        |  |        |
|------------------------|--|--------|
| Kristina Davis         | West Chicago D33                           | 4,000  |
| Mark Hettmansberger    | Odell CCSD #435                            | 155    |
| Jakie V. Walker        | Red Hill CUSD #10                          | 943    |
| Alex Moore             | Montmorency CCSD #145                      | 210    |
| Dr. John Ahlemeyer     | Maroa-Forsyth CUSD #2                      | 1,200  |
| Michael Gauch          | Harrisburg Community Unit #3               | 1,920  |
| Paul Hertel            | CCSD62                                     | 4,447  |
| Michael Maguire        | Union Ridge School District 86             | 666    |
| Dan W. Cox             | Rochester CUSD #3a                         | 2,134  |
| Tom Akers              | Cambridge CUSD #227                        | 500    |
| John Langton           | Addison School District 4                  | 4,000  |
| Dr. Bill Link          | Pekin Public School District 108           | 3,250  |
| Dr. Tim Mahaffy        | Fox River Grove School District 3          | 380    |
| Steve Murphy           | Carbondale CHS District 165                | 1,040  |
| Patrick Murphy         | Mt. Olive CUSD #5                          | 470    |
| Dr. Patrick Anderson   | Wood River-Hartford School District #15    | 725    |
| Griff Powell           | DeKalb District 428                        | 6,700  |
| Dr. Erick R. Baer      | St. Rose Elementary School District #14-15 | 204    |
| Tonya Evans            | Central CUSD # 4                           | 1,028  |
| Dr. Shannon Dudek      | Morris Elementary School District #54      | 1,200  |
| Dr. Paul McDermott     | Forest Ridge School District 142           | 1,600  |
| Dr. Anthony Palmisano  | School District 45. DuPage County          | 3,500  |
| Eric Witherspoon       | Evanston Township High School District 202 | 3,800  |
| Ed Condon              | River Forest District 90                   | 1,387  |
| Paul Goldberg          | East Prairie 73                            | 525    |
| Gary DePatis           | Virginia CUSD 64                           | 320    |
| Art Fessler            | CCSD 59                                    | 6,590  |
| Michael Denault        | Summersville School District #79           | 250    |
| Fred R. Heid           | Community Unit School District 300         | 21,000 |
| Dr. Shelly Davis Jones | DOLTON SCHOOL DISTRICT 149                 | 2,342  |

|                       |   |       |
|-----------------------|---|-------|
| Dr. Kari L. Rockwell  | Fieldcrest CUSD#6                               | 915   |
| Kathy Clark           | Johnston City CUSD #1                           | 1,100 |
| Dr. Vickie Artman     | Joppa-Maple Grove USD #38                       | 249   |
| Dr. Nick Sutton       | Sandridge District #172                         | 350   |
| Craig Gwaltney        | School District 126                             | 1,500 |
| Todd Stirn            | Central Community Unit School District 301      | 4,400 |
| Dana Smith            | Flossmoor District 161                          | 2,244 |
| Michael Hollingsworth | Midlothian School District 143                  | 1,800 |
| Terri VandeWiele      | Silvis School District #34                      | 650   |
| Brad Kenser           | DePue #103                                      | 345   |
| Dr. Lenell Navarre    | Bloom Township District 206                     | 3,000 |
| Karla Guseman         | Joliet Township High School District #204       | 6,611 |
| Dr. Carol L. Kelley   | Oak Park Elementary School District 97          | 5,700 |
| Kevin Ross            | Marshall CUSD C-2                               | 1,350 |
| Mark Cohen            | Mokena Public Schools                           | 1,550 |
| Michael Riordan       | Oak Lawn Community High School District 229     | 1,805 |
| DeAnn M. Heck         | Central A&M CUD#21                              | 680   |
| Vic Zimmerman         | Monticello CUSD #25                             | 1,625 |
| Jeffrey McCartney     | Winthrop Harbor School District #1              | 540   |
| Carol L. Kilver       | Pikeland CUSD #10                               | 1,200 |
| Phil Cox              | Salt Fork CUSD #512                             | 855   |
| Shelly Clover-Hill    | Shawnee CUSD #84                                | 300   |
| Dawn Elser            | Central School District #104                    | 555   |
| David Deets           | Harmony-Emge SD 175                             | 862   |
| Emily Warnecke        | East Alton School District #13                  | 770   |
| Lisa Taylor           | Heyworth CUSD 4                                 | 960   |
| Steven Wroblewski     | La Salle-Peru Township High School District 120 | 1,211 |
| Robin Becker          | Germantown Elementary SD #60                    | 239   |
| David H. Rademacher   | Patoka CUSD #100                                | 250   |
| Shane Gordon          | Bluford USD #318                                | 405   |

|                     |   |       |
|---------------------|---|-------|
| Andrew Reinking     | Madison CUSD #12                              | 620   |
| Stephanie M. Cann   | Granite City Community Unit School District 9 | 5,850 |
| Dr. John Ulferts    | Shirland School District 134                  | 100   |
| Mark Eichenlaub     | St. Clair County Regional Office of Education | 70    |
| Dr. Matthew Seaton  | Streator Twp. High School District #40        | 825   |
| Sean Nugent         | Maercker School District 60                   | 1,330 |
| Dr. Jenny Wojcik    | Rondout School District 72                    | 143   |
| Dr. Blair S. Nuccio | Indian Springs School District #109           | 2,341 |
| Jesse Brandt        | Hall High School District 502                 | 410   |
| Scott Watson        | Bismarck-Henning CUSD #1                      | 850   |
| Mr. Matthew Houser  | Faith Bible Christian Academy                 | 90    |
| Mark Doan           | Effingham Unit #40                            | 2,350 |
| Roy Webb            | Quincy Public Schools                         | 6,700 |
| Larry Lovel         | Trico CUSD #176                               | 760   |
| Dr. Brian Coleman   | Cary School District 26                       | 2,400 |
| Adam Brumbaugh      | Geneseo CUSD 228                              | 2,600 |
| Danielle Owens      | Pekin Community High School District 303      | 1,741 |
| Keith Hagene        | Pinckneyville Community High School #101      | 432   |
| Jill Rogers         | Martinsville CUSD #C-3                        | 361   |
| Spencer Byrd        | CUSD2   | 650   |
| Ben Theilen         | Edinburg CUSD4                                | 254   |
| Dr. Kristen School  | Mendota Elementary District #289              | 1,050 |
| Marissa Darlington  | Nettle Creek CCSD #24C                        | 85    |
| Landon Sommer       | Century CUSD #100                             | 347   |
| Dr. Edward Boswell  | Newark Community High School District #18     | 170   |
| Bonnie McArthur     | Thomasboro CCSD#130                           | 125   |
| Jan Rashid          | River Grove 85.5                              | 713   |
| Melissa Ritter      | Ramsey CUSD                                   | 454   |
| Kim Petrasek        | Mannheim 83                                   | 2,561 |
| Jeff Daugherty      | Belleville Area Special Services Cooperative  | 5,522 |



|                      |   |       |
|----------------------|---|-------|
| Jeff Prusator        | Mendota Township High School District #280              | 525   |
| Kristi Eager         | Waltham Elementary School District 185                  | 186   |
| Jeremy Gauwitz       | Midland CUSD #7   | 700   |
| Carl B. Carlson      | Putnam County CUSD #535                                 | 825   |
| James Garwood        | Skokie SD 68  | 1,650 |
| Dr. Joe Salmieri     | Laraway CCSD 70c  | 450   |
| Andrea Lee           | Calhoun CUSD #40  | 450   |
| Seth Schuler         | Cowden-Herrick CUSD #3A                                 | 320   |
| Leigh Lewis          | Triad Community Unit School District #2                 | 4,000 |
| Dr. John Pearson     | East Alton - Wood River CHSD 14                         | 580   |
| Kurt Alberstett      | Durand CUSD #322  | 544   |
| Chris Dvorak         | LaSalle, Marshall & Putnam Regional Office of Education |       |
| Lance Landeck        | Oakland CUSD #5   | 265   |
| Michael D. Matteson  | Wallace CCSD 195, Rutland CCSD 230                      | 500   |
| Mark R. Martin       | Brussels C.U.S.D. 42                                    | 110   |
| Melissa Kaczkowski   | Glen Ellyn D41  | 3,600 |
| Bill Fritcher        | Neoga CUSd #3   | 500   |
| Annie Gray           | Carlyle CUSD #1   | 1,000 |
| Robert Bardwell      | Eureka CUSD 140   | 1,458 |
| Mable A. Alfred      | Elementary School District 159                          | 1,850 |
| Dr. Michael Connolly | Wheeling Community Consolidated School District 21      | 6,500 |
| Kimberly Boryszewski | Schiller Park School District 81                        | 1,400 |
| Charles Schneider    | Tonica CCSD #79, Tonica, Illinois                       | 129   |
| Jean M. Neal         | Georgetown-Ridge Farm CUSD #4                           | 950   |
| Mark R. Cross        | Cass School District 63                                 | 850   |
| Chad Colmone         | Tri-City CUSD #1  | 580   |
| Cleve Threadgill     | Ottawa Elementary #141                                  | 1,750 |
| Dr. Caletha White    | Park Forest-Chicago Heights SD#163                      | 1,570 |
| James Ongtengco      | Fenton High School District 100                         | 1,475 |

|                     |   |       |
|---------------------|---|-------|
| Jason Henderson     | Edwardsville CUSD7                          | 7,500 |
| Dr. Michael Cushing | Ottawa Township High School District #140   | 1,268 |
| Brian Kurz          | El Paso Gridley CUSD #11                    | 1,207 |
| Tim Smith           | Princeton Elementary SD 115                 | 1,072 |
| Bruce Law           | Township District 113                       | 3,409 |
| Dr. Michael Merritt | Gardner CCSD 72C                            | 175   |
| Lisa Harrod         | Manteno CUSD No. 5                          | 2,000 |
| Phillip Caposey     | Meridian CUSD 223                           | 1,600 |
| Danette Young       | Paris Community Unit School District No. 4  | 642   |
| Dr. Todd Leden      | Kaneland CUSD #302                          | 4,000 |
| Dwight Stricklin    | Lincoln Community High School District #404 | 810   |
| John Asplund        | Galesburg #205                              | 4,112 |
| Mary Havis          | Berwyn South School District 100            | 3,300 |
| Devon Horton        | Evanston Skokie 65                          | 7,500 |
| Jon Kilgore         | Pontiac Township HSD #90                    | 700   |
| Brad Albrecht       | River Ridge CUSD 210                        | 467   |
| James Hermes        | Spring Valley CCSD #99                      | 675   |
| Michele Jacobs      | Deer Creek-Mackinaw CUSD 701                | 986   |
| Dr. Adam Ehrman     | BESD #53                                    | 2,452 |
| Jay Streicher       | Somonauk CUSD 432                           | 751   |
| Mr. R. Shane Owsley | Gillespie CUSD #7                           | 1,179 |
| Brian Brink         | Tamaroa SD #5                               | 85    |
| Julie A. Brua       | Gavin School District 37                    | 760   |
| Ed Fletcher         | Monmouth-Roseville CUSD #238                | 1,603 |
| Adam Thorns         | Chicago Ridge School District #127.5        | 1,440 |
| Travis Wyatt        | North Clay CUSD #25                         | 550   |
| Edwin Shoemate      | Cobden CUSD #17                             | 498   |
| R.Dane Gale         | Belle Valley School District No. 119        | 1,050 |
| Tom Schneider       | Burr Ridge CCSD 180                         | 475   |
| Michael Pillion     | Oglesby School District 125                 | 463   |

|                        |  |        |
|------------------------|--|--------|
| Andrew Larson          | Community Unity School District #7             | 1,457  |
| Makita Kheperu         | Betty Shabazz International Charter Schools    | 570    |
| Dan Johnson            | Johnsburg School District 12                   | 1,850  |
| Mike Ward              | Illini Central CUSD189                         | 660    |
| Dr. Susan Zola         | Champaign Unit #4 School District              | 10,192 |
| Dr. Kevin L. Suchinski | Hillside School District 93                    | 457    |
| Scott Cameron          | Pawnee CUSD #11                                | 555    |
| Jason Harper           | Rochelle CCSD 231/THSD 212                     | 2,450  |
| David Mouser           | Tri-Valley CUSD #3                             | 1,150  |
| Dr. Mary Ticknor       | Lemont High School District 210                | 1,438  |
| Dr. Jason Pearson      | St. Charles Community Unit School District 303 | 12,140 |
| Dr. Laurie Heinz       | CCSD 15 Palatine                               | 12,000 |
| Charles T. Stegall     | St. Anne CCSD 256 and St. Anne CHSD 302        | 558    |
| Dr. Barry Reilly       | Bloomington District 87                        | 5,350  |
| Kelly Mandrell         | Polo Community School District #222            | 583    |
| Dr. Jon Julius         | Casey-Westfield CUSD C-4                       | 845    |
| Jim Carlson            | Seneca HSD 160                                 | 383    |
| Dr. Gregg Fuerstenau   | Litchfield CUSD 12                             | 1,350  |
| Dr. Lane Abrell        | Plainfield CCSD #202                           | 25,002 |
| Jeremy Darnell         | Gibson City-Melvin-Sibley Community Unit #5    | 960    |
| Greg Frerking          | Freeburg Community High School District #77    | 680    |
| Dr. Michael Miller     | Henry-Senachwine CUSD#5                        | 550    |
| Troy Whalen            | Cook County SD 104                             | 1,650  |
| John Burkey            | Large Unit District Association                | n/a    |
| Dr. James L. Henderson | Proviso THS D209                               | 4,620  |
| Todd Fitzgerald        | Komarek School District 94                     | 500    |
| Wayne Stone            | Field C.C.S.D. #3                              | 231    |
| Cheryl Warner          | Warrensburg-Latham CUSD #11                    | 970    |
| Frank C. Patrick       | Willow Springs SD 108                          | 396    |
| Dana Waggoner          | Farrington #99                                 | 60     |

|                         |  |       |
|-------------------------|--|-------|
| Kevin Bowman            | Greenfield CUSD 10 and Northwestern CUSD 2 | 770   |
| Julie Harrelson         | New Hope CCSD #6 & Grayville CUSD #1       | 450   |
| Tim Condron             | Mattoon CUSD#2                             | 3,100 |
| Kyle A. Schumacher      | La Grange School District 102              | 3,100 |
| Ryan Linnig             | Dimmick C.C.S.D. #175                      | 138   |
| Brian Brooks            | St. Joseph-Ogden CHSD #305                 | 433   |
| Tony Baker              | Plano CUSD 88                              | 2,400 |
| Jonathan Green          | Meridian CUSD 101                          | 447   |
| Kevin Myers             | D120 and D75                               | 3,700 |
| Daniel Booth            | Carbondale Elementary School District 95   | 1,500 |
| Melanie Brink           | Waltonville Community School District 1    | 360   |
| Kelle Bunch             | Liberty CUSD2                              | 650   |
| Melanie Andrews         | Mt. Vernon Township High School 201        | 1,200 |
| Craig Fiegel            | Mascoutah CUSD19                           | 4,200 |
| Latrice Grant           | Hazel crest school district 152.5          | 965   |
| D. Todd Fox             | Southeastern CUSD # 337                    | 454   |
| Kate Donegan            | Kenilworth 38                              | 500   |
| Jeff Strieker           | Marissa CUSD 40                            | 501   |
| Brad Tuttle             | Jersey CUSD#100                            | 2,430 |
| Kim Nasshan             | Lincolnwood School District 74             | 1,250 |
| Joshua A. Temple        | Riverdale C.U.S.D. #100                    | 1,100 |
| John Consolino          | Iuka Comm. Cons. Dist. #7                  | 215   |
| Dr. Scott E. Doerr      | Nokomis CUSD #22                           | 625   |
| Larry Dwayne Maynard    | Oakwood CUSD 76                            | 950   |
| James Calabrese         | Taft School District 90                    | 275   |
| Dr. Jennifer Kelsall    | Ridgewood High School District 234         | 850   |
| Tip Reedy               | Williamsville CUSD#15                      | 1,522 |
| John Petzke             | Prophetstown-Lyndon-Tampico CUSD #3        | 812   |
| Lisa Parker             | Streator Elementary District #44           | 1,454 |
| Dr. Nathan S. Schilling | Lansing School District 158                | 2,700 |

|                         |  |        |
|-------------------------|--|--------|
| Toby Coates             | Donovan CUSD 3                                 | 248    |
| Matt Swick              | Wilmington Community Unit School District 209u | 1,400  |
| Jeff Feucht             | Lake Park High School District #108            | 2,600  |
| Scott Harres            | Wolf Branch #113                               | 750    |
| Lisa Weaver             | Pleasant Hill District #69                     | 200    |
| Kristopher Rivera       | Lyons Elementary School District 103           | 2,400  |
| Jerry O'Shea            | Marquardt School District 15                   | 2,500  |
| Dr. Kimako Patterson    | Prairie-Hills D144                             | 3,000  |
| Kristen Kendrick-Weikle | Unit 5   | 13,000 |
| Todd Pence              | St. Joseph CCSD #169                           | 801    |
| Dr. Victor Simon        | Gower School District 62                       | 910    |
| Paul Fregeau            | Decatur Public School District 61              | 8,742  |
| Chad Allaman            | District 50 Schools                            | 664    |
| Jay P. Smith            | Gifford CCSD #188                              | 168    |
| Jeff Isenhower          | Prairieview-Ogden CCSD #197                    | 243    |
| Christopher Grode       | Columbia CUSD 4                                | 1,960  |
| Kent D. Froebe          | Lincoln Elementary School District #27         | 1,100  |
| Erica Smith             | Central CUSD #3                                | 864    |
| Daniel Woestman         | Belvidere 100                                  | 7,800  |
| Don Willett             | Astoria CUSD #1                                | 300    |
| Julie Schmidt           | Kildeer CCSD 96                                | 3,258  |
| Dan Bridges             | Naperville CUSD 203                            | 16,400 |
| Tom Slegler             | Bartelso SD #57                                | 178    |
| Jodi Moore              | Leland CUSD 1                                  | 180    |
| Kevin Anderson          | Rosemont School District 78                    | 230    |
| David Katzin            | Franklin Park School District 84               | 1,325  |
| Brian Pasero            | Chester CUSD 139                               | 1,000  |
| Steve Olson             | Community High School District 155             | 5,565  |
| Thomas Rude             | St. Libory CSD #30                             | 70     |
| Joshua Quick            | Robinson Community Unit School District #2     | 1,600  |

|                         |   |        |
|-------------------------|---|--------|
| Mark Heuring            | Whiteside School District 115                 | 1,226  |
| Dr. Julie Bullard       | Anna CCSD #37                                 | 613    |
| Jim Littleford          | Altamont CUSD #10                             | 643    |
| Dr. Paul Schrik         | Rockdale SD 84                                | 254    |
| Dr. Susan Coleman       | Golf EDS 67                                   | 750    |
| Dr. Gabrielle Schwemmer | Sparta #140                                   | 1,200  |
| Tim Branon              | Central City School #133                      | 365    |
| Perry Miller            | Rockridge CUSD #300                           | 1,028  |
| Dale Sauer              | Shiloh Village School District #85            | 600    |
| Tarin Kendrick          | Niles Township District for Special Education | 240    |
| Jay Morrow              | United Township HSD #30                       | 1,775  |
| Shane Schuricht         | Shelbyville CUSD #4                           | 1,200  |
| Brent Ziegler           | La Moille CUSD #303                           | 189    |
| Brandon Taylor          | Coulterville CUSD #1                          | 210    |
| Kara Coglianese         | Crete-Monee School District 201u              | 4,400  |
| Ron Edwards             | Pleasant Hill CUSD # 3                        | 289    |
| Aimee Veith             | Illinois School for the Visually Impaired     | 125    |
| Kent Hawley             | Griggsville-Perry CUSD 4                      | 335    |
| Patrick Broncato        | Woodridge School District 68                  | 3,000  |
| Kevin Westall           | County of Union CCSD #43                      | 360    |
| Demetra Turman          | Newark CCSD 66                                | 234    |
| Nathaniel Wilson        | DeSoto CCSD #86                               | 178    |
| Dr. Paige Helm Maginel  | Dongola Unit #66                              | 275    |
| John W. Corbett         | Wood Dale 7                                   | 995    |
| Ron Gilbert             | Beardstown CUSD 15                            | 1,465  |
| Chad Willis             | Indian Creek CUSD #425                        | 750    |
| Mark Halwachs           | Carrollton CUSD #1                            | 576    |
| Jennifer Gill           | Springfield Public Schools                    | 13,400 |
| Dr. Donna Veile         | Payson CUSD#1                                 | 522    |
| Matthew Rich            | Winfield School District 34                   | 302    |

|                            |   |       |
|----------------------------|---|-------|
| Dr. Ronald T. Ferrell      | Venice CUSD #3                              | 90    |
| Kelly Bohnenstiehl         | Signal Hill #181                            | 300   |
| Timothy B. Kilrea          | Lyons Township HSD 204                      | 4,200 |
| Jill Barger                | Geff CCSD #14                               | 90    |
| Chris C Dougherty Ed.D.    | Taylorville CUSD3                           | 2,297 |
| Dr Craig Doster            | Beach Park SD 3                             | 2,200 |
| James Bunting              | Stockton CUSD 206                           | 600   |
| Paul Enderle               | Oak Lawn-Hometown School District 123       | 3,280 |
| Ryan Fritch                | Pope County CUSD #1                         | 550   |
| Russell Ragon              | Manhattan School District 114               | 1,713 |
| Debbie Ehlenburg           | Alden-Hebron SD 19                          | 375   |
| Anita Rice                 | Lincoln ESD 156                             | 850   |
| James Woell                | Benjamin SD 25                              | 610   |
| Rob Miller                 | Sandoval 501                                | 500   |
| Lynn Glickman              | CCSD 46                                     | 3,600 |
| Dr. David Andriano         | Iroquois County CUSD 9                      | 906   |
| Duane Schupp               | Lowpoint-Washburn CUSD#21                   | 297   |
| Darryl Hogue               | River Bend CUSD 2                           | 900   |
| Dr. Seth W. Miller         | Westville Community Unit School District #2 | 1,350 |
| Eric Helbig                | Woodlawn USD #209                           | 501   |
| Dr. Tom Chiles             | Lena-Winslow CUSD #202                      | 800   |
| Dr. Erika Millhouse-Pettis | Sunnybrook SD 171                           | 1,100 |
| joseph matise              | Ridgeland 122                               | 2,500 |
| Emily Tammaru              | Community Consolidated School District 89   | 2,250 |
| Michael Struna             | Deer Park CCSD82                            | 70    |
| Dr. Andrea Sala            | Arbor Park 145                              | 1,206 |
| Johnnetta Miller           | West Harvey School District 147             | 900   |
| Thomas Welsh               | Roanoke-Benson CUSD 60                      | 500   |
| Tom O'Malley               | Evergreen Park CHS District 231             | 850   |
| Philip Salemi              | Westchester District 92.5                   | 1,100 |

|                         |  |       |
|-------------------------|--|-------|
| Gary Doughan            | Saunemin Community Consolidated School District #438 | 130   |
| Dr. Todd J Koehl        | Troy 30C   | 4,000 |
| Kelly Carpenter         | Dupo CUSD #196                                       | 1,000 |
| Peter Hannigan, Ed.D.   | Hawthorn District 73                                 | 3,900 |
| Seat Vedziovski         | Horizon Science Academy Mckinley Park                | 860   |
| Lori Casey              | Woodland District 50                                 | 5,400 |
| Joshua Nichols          | Amboy CUSD # 272                                     | 736   |
| Dr. Colleen M. Pacatte  | Gurnee School District 56                            | 2,000 |
| Matthew Sturgeon        | Teutopolis CUSD #50                                  | 1,063 |
| Erin Hackett            | Central Stickney 110                                 | 340   |
| Gary Alexander          | Tuscola CUSD 301                                     | 952   |
| Lan Eberle              | Bartonville Grade school #66                         | 310   |
| Dr. Janiece Jackson     | Lindop SD92  | 453   |
| Helen Boehrnsen         | St. George CCSD No. 258                              | 425   |
| William Mulvaney        | Armstrong  | 220   |
| Geoff Schoonover        | Cornell CCSD 426                                     | 100   |
| Scott Laird             | Athens CUSD #213                                     | 1,150 |
| Margaret Clauson        | Skokie-Morton Grove 69                               | 1,600 |
| Jill Larson             | New Berlin CUSD #16                                  | 855   |
| Dr. Bhavna Sharma-Lewis | Diamond Lake District 76                             | 900   |
| Dr. Stephen Smith       | Benton #47   | 1,100 |
| Jerry Farris            | Flanagan-Cornell Dist. 74                            | 365   |
| Michele Lindenmeyer     | Milford Area Public Schools                          | 500   |
| Ryan McGuckin           | Woodland CUSD 5                                      | 510   |
| Robin E. Brooks         | Selmaville CCSD #10                                  | 243   |
| Eric Heath              | Peoria Heights CUSD #325                             | 770   |
| Julie Healy             | St. Elmo CUSD#202                                    | 434   |
| David Schulte           | Irvington CCSD #11                                   | 62    |
| Brad Misner             | Egyptian CUSD #5                                     | 425   |



|                          |   |       |
|--------------------------|---|-------|
| Bob Meadows              | Sangamon Valley CUSD 9                      | 660   |
| Lea Damisch              | Marengo Union Elementary CSD # 165          | 1,100 |
| Tracey Landry            | Grayslake CHSD 127                          | 2,650 |
| Dr. Raelynn Parks        | Brooklyn UD 188                             | 180   |
| Todd Butler              | Cumberland CUSD #77                         | 1,019 |
| Matt Barbini             | Libertyville District 70                    | 2,200 |
| Heather Baker            | West Lincoln-Broadwell ESD #92              | 205   |
| Ryan Hobbs               | Eldorado Unit #4 School District            | 1,100 |
| Dr. Craig R. Ortiz       | Morris Community High School District 101   | 900   |
| Joylynn Pruitt-Adams     | Oak Park and River Forest High School D200  | 3,479 |
| Shiela Grant             | Paris 95                                    | 1,318 |
| Moses Cheng              | Community High School District 94           | 2,100 |
| Cathie Pezanoski         | Elwood CCSD 203                             | 275   |
| Dustin Foutch            | Central CHSD #71                            | 640   |
| Don Angelaccio           | Prospect Heights SD#23                      | 1,500 |
| Steve Epperson           | Paw Paw CUSD #271                           | 160   |
| Kathy Dinger             | Bushnell-Prairie City School District       | 630   |
| Tony Ingold              | East Peoria Elementary District 86          | 1,413 |
| Curt Simonson            | Brown County CUSD 1/Franklin CUSD 1         | 1,020 |
| Chad Jones               | Hollis Consolidated School District #328    | 150   |
| Judy Kaegi               | Gallatin County CUSD 7                      | 744   |
| Dr. Jennifer Ivory-Tatum | Urbana SD 116                               | 4,300 |
| Jean Barbanente          | DuPage HSD 88                               | 3,887 |
| Michael Greenlee         | North Boone CUSD#200                        | 1,600 |
| Tom Mulligan             | Arcola School District                      | 800   |
| Dr. Anthony M. Scarsella | Palos School District 118                   | 2,100 |
| Michael Dugan            | Hononegah Community High School             | 1,965 |
| Tim Farquer              | Williamsfield Schools                       | 300   |
| Dr. Kent A. Bugg         | Coal City Community Unit School District #1 | 2,135 |
| Scott Wagner             | Pinckneyville District #50                  | 510   |

|                         |   |       |
|-------------------------|---|-------|
| James McKay             | CHSD117                                       | 2,850 |
| Joel Hackney            | Flora CUSD #35                                | 1,400 |
| Katie Doyle             | Cass School District 63                       | 816   |
| Dr. Leslie Foppe        | Salem Elementary District No 111              | 911   |
| Alan Hoffman            | McHenry School District 15                    | 4,300 |
| Jim Nelson              | North DuPage Special Education Cooperative    | 263   |
| Dave Fults              | Willow Grove #46                              | 170   |
| Tammy Beckham           | Spring Garden CCSD 178                        | 220   |
| Cathy Croy              | Clay City CUSD #10                            | 300   |
| Dr. Scott A. Goselin    | Bradley 61                                    | 1,350 |
| Byron Sondgeroth        | N Pekin Marquette Heights District #102       | 460   |
| Richard E. Towers       | Christopher Unit School District No. 99       | 765   |
| Jesse J Rodriguez       | Zion-Benton Township District 126             | 3,700 |
| Travis Schmale          | Breese Elementary District #12                | 603   |
| Christine Conkling      | Riley CCSD 18                                 | 270   |
| Benjamin Johnson        | Benton Consolidated High School District #103 | 550   |
| Colleen M. McKay, Ed.D. | Cook County School District 130               | 3,226 |
| Dr. John Palan          | Grant Park School District #6                 | 458   |
| Josh DeLong             | Gardner South Wilmington #73 & Braceville #75 | 315   |
| Scott D. Riddle         | CUSD #4                                       | 675   |
| Dr. Joshua R. Olsen     | Livingston County Special Services Unit       | 50    |
| Brandi Bruley           | New Holland Middletown District 88            | 100   |
| Chuck Bleyer            | Wabash CUSD #348                              | 1,500 |
| Kimberly West           | Lyons 103                                     | 2,200 |
| Eric Misener            | Seneca Grade School 170                       | 510   |
| Leah Gauthier           | EPCUSD 401                                    | 2,770 |
| Angela Simmons-Kenser   | CUSD #3, Fulton County                        | 402   |
| David Cowger            | Edwards County CUSD #1                        | 920   |
| Dr. Steve Webb          | Goreville CUSD 1                              | 650   |
| Dave Meister            | Morrisonville Community Unit District No. 1   | 309   |

|                    |   |        |
|--------------------|---|--------|
| Dr. Susan Wings    | Harrison SD 36                            | 398    |
| Tim Dotson         | Limestone Walters CCSD 316                | 196    |
| Jeff Fetcho        | Hamilton County CUSD 10                   | 1,100  |
| Dr. Kenny Lee      | Minooka Community High School #111        | 2,860  |
| Philip Lark        | Beecher City CUSD #20                     | 330    |
| Brian DeBernardi   | LaSalle Elementary No. 122                | 980    |
| James Owens        | Potomac Unit School District #10          | 203    |
| Dr. Kyle Thompson  | Regional Office of Education #11          | 0      |
| Robert Langman     | Darien School District 61                 | 1,400  |
| Alan Boucher       | Sherrard CUSD 200                         | 1,400  |
| Phil Hamil         | Aviston Elementary SD#21                  | 385    |
| Jeff Graham        | Ludlow CCSD 142                           | 58     |
| Beau Fretueg       | Schuyler-Industry School District         | 990    |
| Dr. Loren Baele    | Oak Grove School 68 - Bartonville         | 265    |
| Dr. Anthony Edison | Posen-Robbins 143.5                       | 1,500  |
| Dr. Jason Lind     | Millburn CCSD #24                         | 1,100  |
| Myron Caudle       | Wayne City CUSD 100                       | 511    |
| Nancy Wagner       | River Trails School District 26           | 1,586  |
| L. Taylor          | Steward School District                   | 64     |
| Merryl Brownlow    | Palos Heights SD 128                      | 715    |
| David Negron       | Maywood-Melrose Park-Broadview D89        | 4,600  |
| Dr. Brad Detering  | Salem Community High School District #600 | 629    |
| Scott Warren       | Lincolnshire-Prairie View District 103    | 1,850  |
| Dr. John Sparlin   | Oswego Community Unit School District 308 | 17,200 |
| Quent Hamilton     | Zeigler-Royalton CUSD 188                 | 550    |
| Sean Berry         | Tremont CUSD 702                          | 920    |
| Franzy Fleck       | Burbank 111                               | 3,400  |
| Mark Fleming       | Worth School District 127                 | 1,077  |
| Joseph Zotto       | Calumet City SD 155                       | 1,100  |
| Ryan Boike         | Belleville School District #118           | 3,575  |

|                        |   |           |
|------------------------|---|-----------|
| Dr. Shawn Olson        | Kirby 140   | 3,500     |
| Dr. Gineen O'Neil      | Southwest Cook County cooperative Association for Special Education | 300       |
| Mark A. Holder         | Bellwood School District 88   | 2,200     |
| Stephanie Mohr         | Career Center of Southern Illinois                                  | 200       |
| Nick Hildreth          | DuPage High School District 88                                      | 1,900     |
| Tim Arnold             | Will County School District 92                                      | 1,500     |
| Robert McBride         | Lockport Township High School District 205                          | 4,106     |
| Egan Hicks             | Behavior Disorder Program Coop                                      | 20        |
| Ron McCord             | Rock Falls THSD 301   | 631       |
| Dr. Ty Harting         | Community High School District 218                                  | 5,400     |
| Stephen Geraci         | Burnjam SD 154.5  | 180       |
| Paula Markey           | West Central C.U.S.D. #235  | 760       |
| Brian Charron          | Waterloo CUSD #5  | 2,690     |
| Alex Kashner           | Eastland CUSD 308   | 711       |
| Debra Kreutztrager     | Roxana Community Unit School District No. 1                         | 1,715     |
| Bill Roseland          | Southern Will County Special Education Cooperative                  | 291       |
| Craig E. Clark         | Centralia City Schools District #135                                | 1,125     |
| Michael S. Sutton      | Highland CUSD No. 5   | 2,900     |
| Cynthia Christensen    | South Wilmington CCSD #74   | 84        |
| Betsy Wujek            | WCISEC  | Sped Coop |
| Dr. Brian Mentzer      | Belleville Township High School District #201                       | 4,676     |
| Matt Nordstrom         | Annawan CUSD #226   | 300       |
| Jennifer Norrell       | East Aurora SD 131  | 14,200    |
| Courtney Castelli      | Columbia CUSD4  | 1,900     |
| John F Thomas          | Harvey School District 152  | 1,800     |
| Matt Runge             | Pleasant Plains CUSD #8   | 1,280     |
| Kent Stauder           | Okaw Valley CUSD #302   | 506       |
| Rachel Kinder          | Valley View School Dist. 365U                                       | 15,604    |
| Dr. Gregory T. Jackson | Ford Heights School District 169                                    | 500       |

|                        |  |       |
|------------------------|--|-------|
| Jason Hayes            | Massac CUSD #1                                       | 1,862 |
| Matthew J. Vollman     | Norris City-Omaha-Enfield CUSD #3                    | 700   |
| Jason Grey             | Dakota CUSD #201                                     | 788   |
| Erik Young             | Ridgeview CUSD #19                                   | 600   |
| Jane Westerhold        | Deerfield Public Schools District 109                | 2,800 |
| Chris Tennyson         | Regional Office of Education #47                     | 90    |
| Lorie LeQuatte         | Regional Office of Education #21                     | 100   |
| Curt Nettles           | Clinton CUSD 15                                      | 1,800 |
| Jason D. Henry         | Sesser-Valier Community Unit School District No. 196 | 575   |
| Lezlie Fuhr            | Elgin Math and Science Academy                       | 325   |
| Dr. Blondean Y. Davis  | Matteson ESD 162                                     | 2,437 |
| Mark Mitchell          | Reed-Custer CUSD 255                                 | 1,280 |
| Joe Nighswander        | New Simpson Hill District #32                        | 215   |
| Robert Gound           | Warsaw CUSD #316                                     | 435   |
| Angela Zajac           | Eisenhower Cooperative                               | 270   |
| Brett Robinson         | Cerro Gordo CUSD #100                                | 460   |
| Andy Edmondson         | Hardin County CUSD #1                                | 550   |
| Lori Motsch            | New Lenox School District 122                        | 5,100 |
| Tammy Prentiss         | Hinsdale Township High School D86                    | 4,100 |
| Michelle Zeko          | Ladd CCSD #94  | 162   |
| Dr. Joseph R. Williams | Queen Bee 16   | 1,864 |
| Shane Kazubowski       | Wethersfield CUSD #230                               | 600   |
| Brian Ganan            | LaGrange District 105                                | 1,300 |
| Greg Frehner           | Vienna Public School District #55                    | 363   |
| Matthew Hickam         | Du Quoin CUSD 300                                    | 1,365 |
| Scott Vance            | Morrison Community School District #6                | 1,000 |
| Jason Bauer            | Pana CUSD #8   | 1,215 |
| Bill Kendall           | Bremen high School District 228                      | 5,200 |
| Todd Hellrigel         | Midwest Central CUSD 191                             | 950   |

|                        |  |       |
|------------------------|--|-------|
| Lynette Zimmer         | Lake Villa School District 41                  | 2,300 |
| Dr. Becky Schuchman    | Carlinville CUSD#1                             | 1,350 |
| Kent Young             | Nauvoo-Colusa CUSD#325                         | 243   |
| Joshua W. Stafford     | Vienna HSD 133                                 | 400   |
| Kari Cremascoli        | Wilmette Public Schools District 39            | 3,500 |
| Yvonne Tsagalis        | DuPage HS D88                                  | 4,000 |
| Scott Fisher           | County of Winnebago CUSD #320                  | 986   |
| Keith Oates            | Marion CUSD #2                                 | 3,700 |
| Michael Brink          | Nashville C.C.S.D. #49                         | 600   |
| John P. Price          | North Chicago D187                             | 3,400 |
| Dr. James E Stelter    | Bensenville Elementary SD2                     | 2,300 |
| Dr. Shawn Teske        | Warren CUSD 205                                | 383   |
| Cynthia Tolbert        | Staunton CUSD #6                               | 1,300 |
| R. Matthew Donkin      | Frankfort CUSD #168                            | 1,603 |
| Bethany A. Lindsay     | Brookwood SD 167                               | 1,140 |
| Dr. Travis Roundcount  | Mt. Zion School District #3                    | 2,400 |
| Julie Wollerman        | ROE #3 (Alternative/Safe School)               | 165   |
| Cynthia Tolbert        | Staunton CUSD #6                               | 1,300 |
| Joe Burgess            | Knoxville CUSD 202                             | 1,003 |
| Anna Alvarado          | Freeport School District 145                   | 3,600 |
| Dr. Eric Olson         | Park Ridge-Niles School District 64            | 4,700 |
| Mrs. Valerie M. Donnan | Special Education District of Lake County #825 | 690   |
| John Bryk              | Orland School District 135                     | 5,200 |
| Kimberly Shoemaker     | Cypress School District #64                    | 120   |
| Kerry Herdes           | South Central CUSD 401                         | 650   |
| Scott McKissick        | Hampton School District 29                     | 230   |
| Donna Gray             | Lockport School District 91                    | 553   |
| Matthew Lamb           | Kings 144                                      | 86    |
| Kevin Nohelty          | Dolton West School District 148                | 2,300 |
| John L. Hasten         | Kansas Community Unit District 3               | 178   |

|                    |                                 |       |
|--------------------|---------------------------------|-------|
| Scott Petrie       | Mercer County SD #404           | 1,300 |
| Margo Empen        | Dixon Unit School District #170 | 2,518 |
| Brad Lee           | Carmi-White County CUSD #5      | 1,350 |
| Brock Harris       | Thompsonville #174              | 300   |
| Michael Toeben     | Albers Elementary SD 63         | 176   |
| Terry Ryker        | Herrin CUSD #4                  | 2,400 |
| Dr. Matt Gordon    | Rankin School District #98      | 209   |
| Dr. Kenneth Spells | Hazel Crest 152 1/2             | 1,000 |

To see the list in GoogleSheets, [click here](#).