
















HVHS Trimester Parent Survey







1. I am a _____.			Response Percent	Response Count
Parent			70.2%	33
Student			23.4%	11
Staff Member			6.4%	3
			answered question	47
			skipped question	0

2. Compared to last year: My child enjoys coming to school.			Response Percent	Response Count
Strongly Agree			14.9%	7
Agree			34.0%	16
Neutral			14.9%	7
Disagree			21.3%	10
Strongly Disagree			12.8%	6
Not Applicable			2.1%	1
			answered question	47
			skipped question	0







3. Compared to last year: My child likes his/her schedule.

		Response Percent	Response Count
Strongly Agree		19.1%	9
Agree		17.0%	8
Neutral		10.6%	5
Disagree		14.9%	7
Strongly Disagree		36.2%	17
Not Applicable		2.1%	1
		<i>answered question</i>	47
		<i>skipped question</i>	0

4. Compared to last year: My child is able to manage his/her workload.

		Response Percent	Response Count
Strongly Agree		23.4%	11
Agree		34.0%	16
Neutral		8.5%	4
Disagree		14.9%	7
Strongly Disagree		14.9%	7
Not Applicable		4.3%	2
		<i>answered question</i>	47
		<i>skipped question</i>	0

5. Compared to last year: My child is able to balance school and activities.

		Response Percent	Response Count
Strongly Agree		19.6%	9
Agree		30.4%	14
Neutral		10.9%	5
Disagree		19.6%	9
Strongly Disagree		15.2%	7
Not Applicable		4.3%	2
		<i>answered question</i>	46
		<i>skipped question</i>	1