



Agenda IV.A.5
October 22, 2020

To: Dr Theresa Battle, superintendent and Board of Education

From: Lisa K. Rider, executive director of business services

Date: October 14, 2020

Re: Budget Analysis for the Month Ending August 31, 2020

Recommendation: That the Board accepts the Budget Analysis for the month ending August 31, 2020.

The August Budget Reports are presented for Board information and review. The reports indicate the following:

	Year-to-Date Revenue	% of Adopted Budget	Year-to-Date Expenditures	% of Adopted Budget
All Funds	\$ 24,450,152	13.97%	\$ 12,970,454	7.39%
General Fund	\$ 19,631,549	15.48%	\$ 10,111,699	7.91%

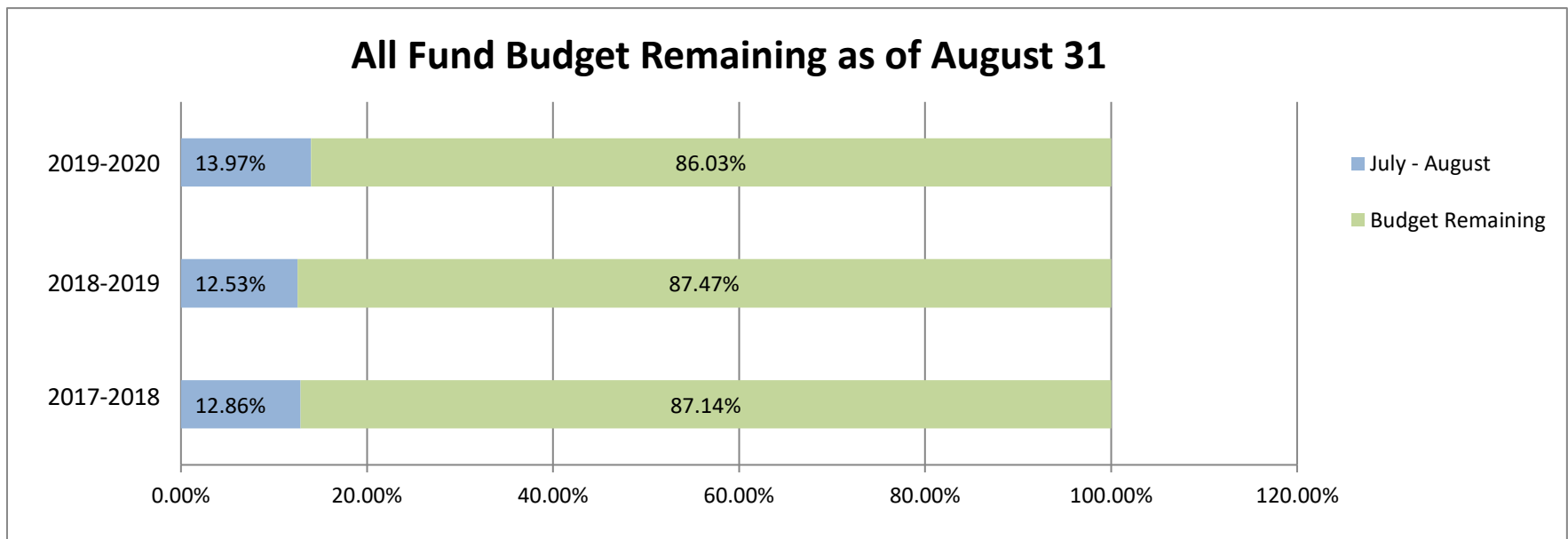
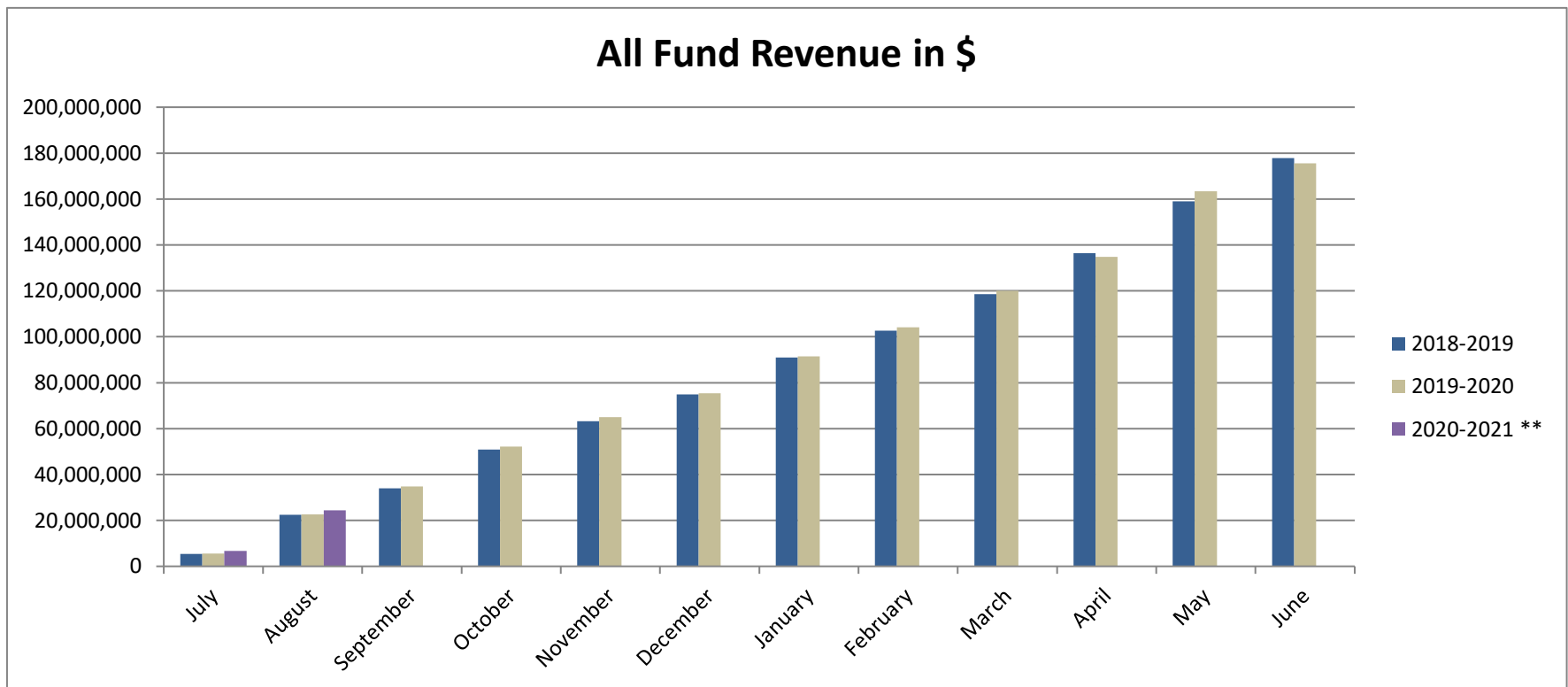
To assist the Board in monitoring monthly financial activity and to help identify budget-to-actual deviations, the following graphs have been developed for all funds and the general fund:

Revenues Year-to-Date for Last two years and Current year
Expenditures Year-to-Date for Last two years and Current year

All of the reports and graphs show last year's actual figures, this year's budget and this year's activity to day. Additional detail is available upon request.

**REVENUE COMPARISON
ALL FUNDS**

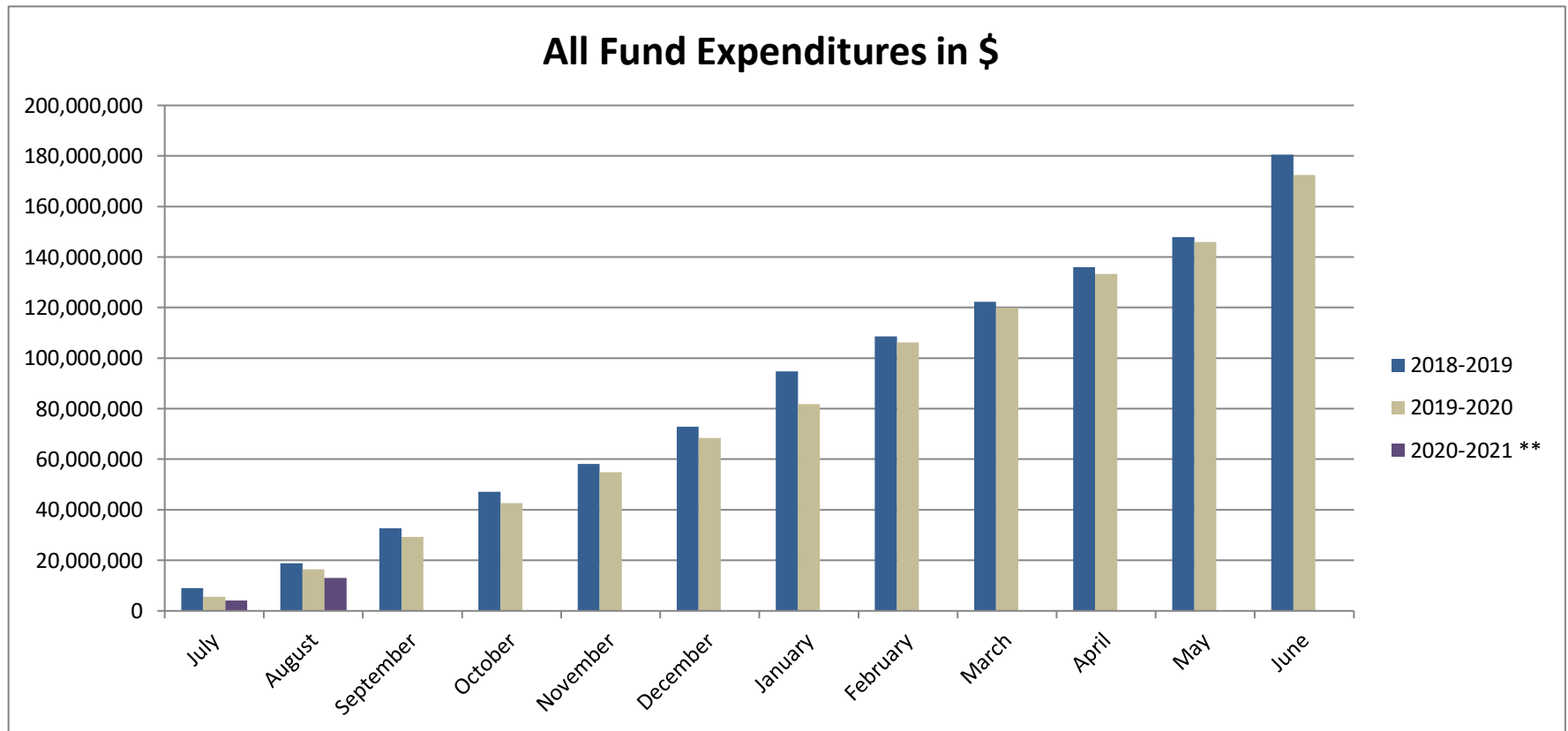
	2018-2019		2019-2020		2020-2021 **	
	\$	%	\$	%	\$	%
July	5,335,129	3.06%	5,485,241	3.04%	6,620,018	3.78%
August	22,416,157	12.86%	22,594,027	12.53%	24,450,152	13.97%
September	34,008,972	19.51%	34,813,133	19.31%		0.00%
October	50,811,471	29.14%	52,091,920	28.89%		0.00%
November	63,156,262	36.22%	64,950,000	36.02%		0.00%
December	74,878,779	42.95%	75,350,271	41.79%		0.00%
January	90,963,532	52.17%	91,452,688	50.72%		0.00%
February	102,665,589	58.89%	104,037,421	57.70%		0.00%
March	118,617,121	68.04%	120,089,341	66.60%		0.00%
April	136,463,266	78.27%	134,860,140	74.79%		0.00%
May	159,031,720	91.22%	163,402,130	90.62%		0.00%
June	177,830,694	102.00%	175,487,024	97.33%		0.00%
BUDGET	174,346,301	100.00%	180,308,051	100.00%	175,070,662	100.00%



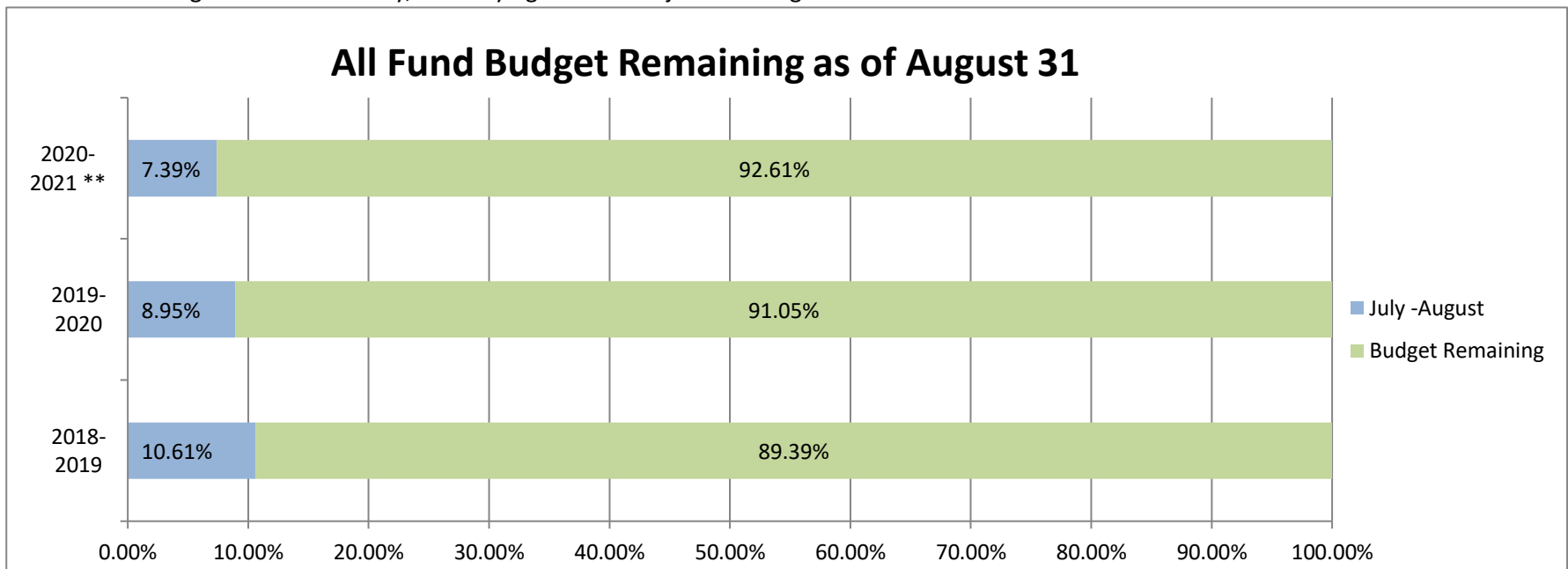
** The year to year comparison will vary due to the timing of the reversal of prior year accruals and based on timing of financial activity, monthly figures are subject to change

EXPENDITURE COMPARISON ALL FUNDS

	2018-2019		2019-2020		2020-2021 **	
	\$	%	\$	%	\$	%
July	8,969,704	5.05%	5,527,131	3.00%	4,164,052	2.37%
August	18,843,572	10.61%	16,468,457	8.95%	12,970,454	7.39%
September	32,740,412	18.44%	29,323,003	15.94%		0.00%
October	47,082,647	26.51%	42,659,629	23.19%		0.00%
November	58,133,122	32.74%	54,807,687	29.79%		0.00%
December	72,901,898	41.05%	68,333,711	37.14%		0.00%
January	94,821,290	53.40%	81,733,856	44.42%		0.00%
February	108,536,123	61.12%	106,174,331	57.71%		0.00%
March	122,350,806	68.90%	119,896,778	65.16%		0.00%
April	136,060,010	76.62%	133,324,048	72.46%		0.00%
May	147,894,022	83.28%	145,975,143	79.34%		0.00%
June	180,511,422	101.65%	172,410,094	93.71%		0.00%
BUDGET	177,577,573	100.00%	183,989,992	100.00%	175,489,038	100.00%

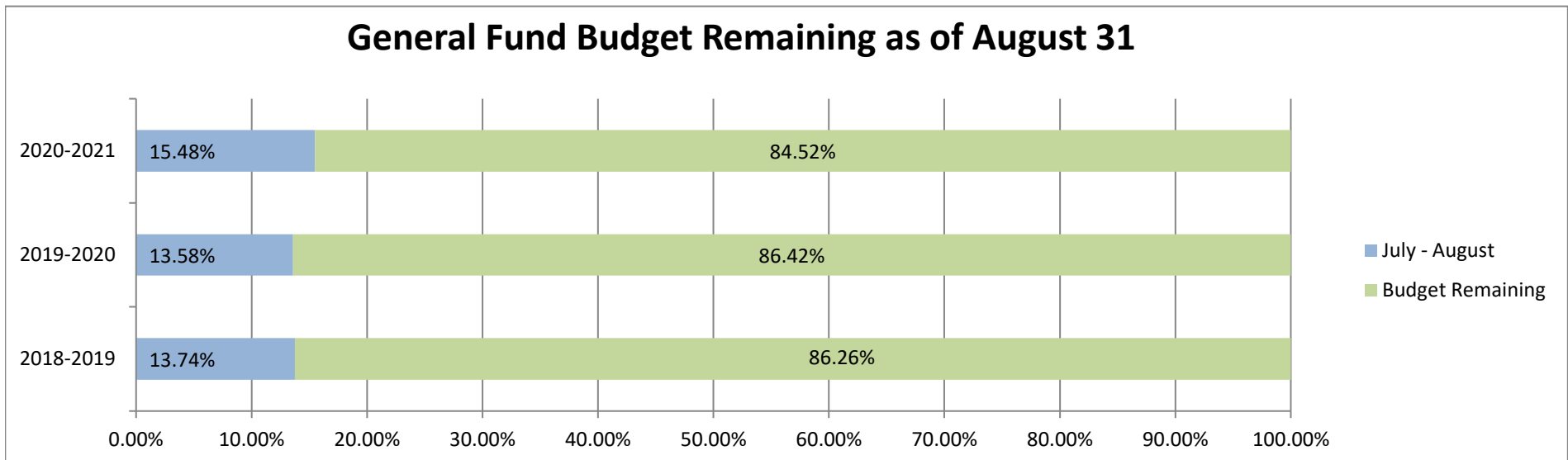
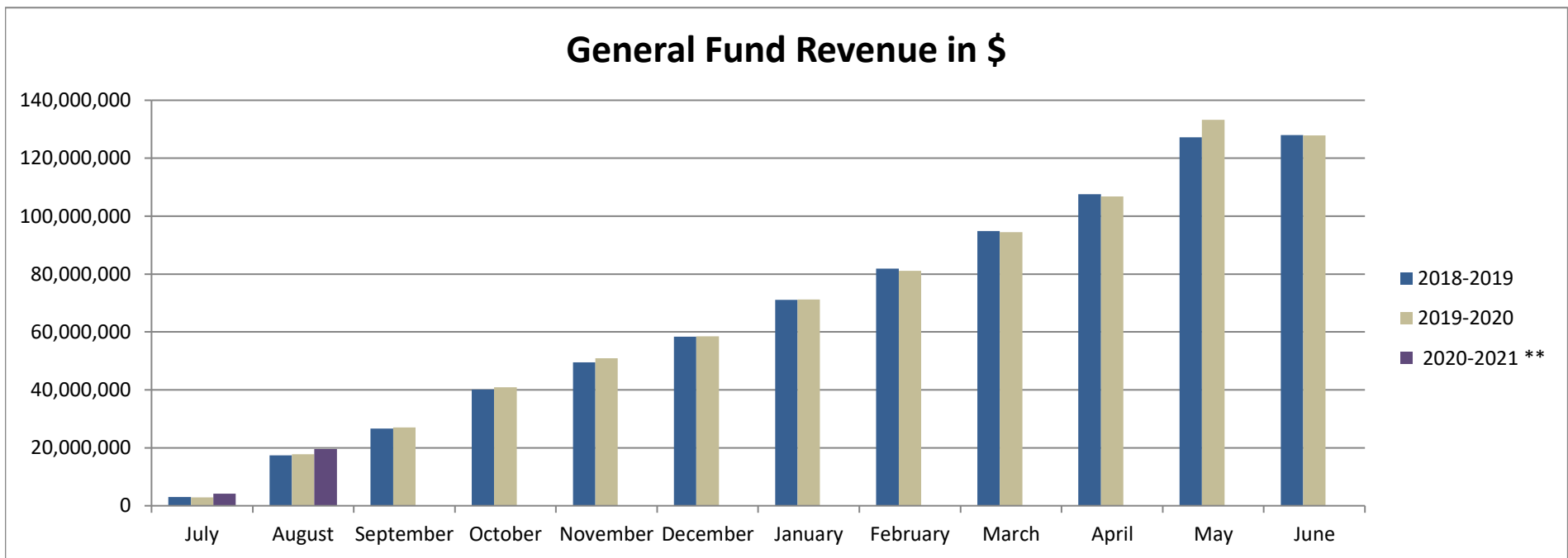


**based on timing of financial activity, monthly figures are subject to change



**REVENUE COMPARISON
GENERAL FUND**

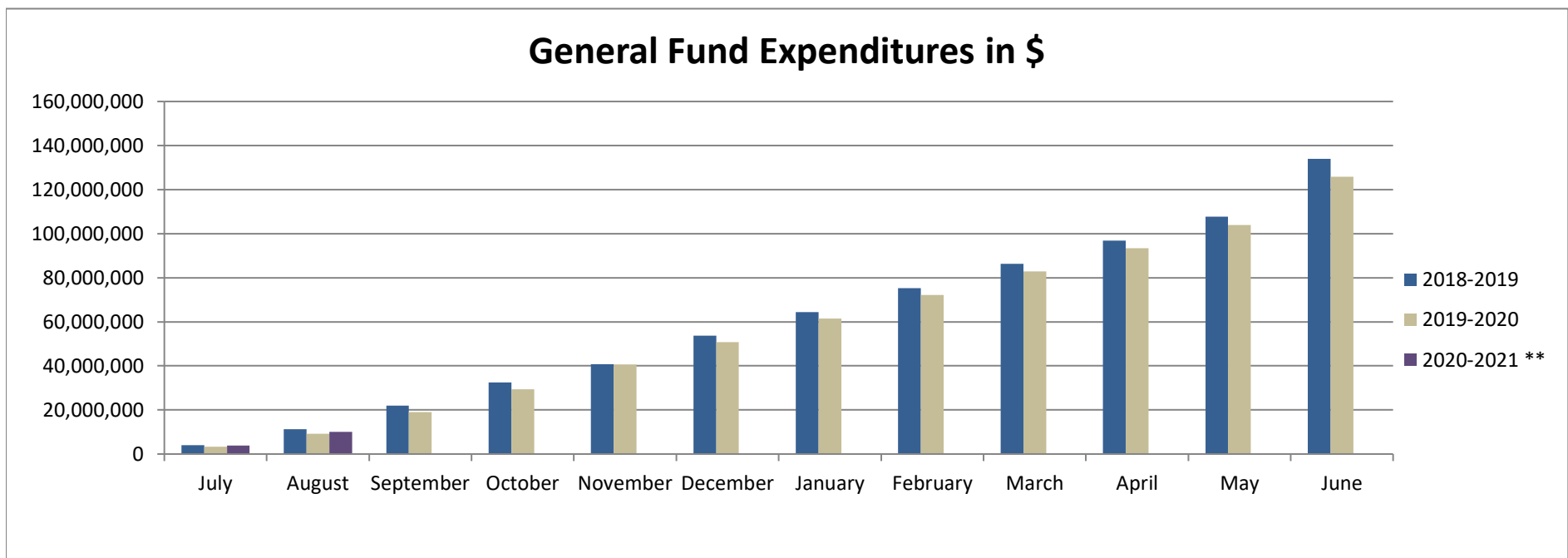
	2018-2019		2019-2020		2020-2021 **	
	\$	%	\$	%	\$	%
July	3,049,011	2.40%	2,952,734	2.26%	4,121,651	3.25%
August	17,467,026	13.74%	17,728,648	13.58%	19,631,549	15.48%
September	26,603,063	20.93%	26,994,038	20.67%		0.00%
October	40,148,304	31.58%	40,875,100	31.30%		0.00%
November	49,468,991	38.91%	50,901,641	38.98%		0.00%
December	58,346,985	45.90%	58,488,110	44.79%		0.00%
January	71,139,741	55.96%	71,248,272	54.57%		0.00%
February	81,874,274	64.41%	81,110,930	62.12%		0.00%
March	94,812,594	74.58%	94,414,841	72.31%		0.00%
April	107,566,443	84.62%	106,747,578	81.75%		0.00%
May	127,198,187	100.06%	133,202,884	102.02%		0.00%
June	127,946,448	100.65%	127,889,261	97.95%		0.00%
BUDGET	127,122,457	100.00%	130,570,739	100.00%	126,834,491	100.00%



** The year to year comparison will vary due to the timing of the reversal of prior year accruals and based on timing of financial activity, monthly figures are subject to change

EXPENDITURE COMPARISON GENERAL FUND

	2018-2019		2019-2020		2020-2021 **	
	\$	%	\$	%	\$	%
July	4,062,789	3.16%	3,278,040	2.48%	3,832,367	3.00%
August	11,344,843	8.81%	9,235,858	6.99%	10,111,699	7.91%
September	22,000,174	17.09%	19,056,078	14.41%		0.00%
October	32,530,513	25.26%	29,431,382	22.26%		0.00%
November	40,831,427	31.71%	40,610,524	30.72%		0.00%
December	53,644,305	41.66%	50,859,427	38.47%		0.00%
January	64,422,832	50.03%	61,440,209	46.47%		0.00%
February	75,366,706	58.53%	72,157,858	54.58%		0.00%
March	86,317,866	67.04%	82,820,131	62.64%		0.00%
April	96,837,872	75.21%	93,356,204	70.61%		0.00%
May	107,680,428	83.63%	103,944,142	78.62%		0.00%
June	134,041,181	104.10%	125,799,767	95.15%		0.00%
BUDGET	128,759,941	100.00%	132,208,436	100.00%	127,825,136	100.00%



**based on timing of financial activity, monthly figures are subject to change

