

# Monthly Expenditure Overview

Total YTD Expenses  
**\$36,873,094**

Projected vs. Budget \$-2,179,697

**FAVORABLE**

YTD Salaries & Benefits  
**\$25,206,799**

Projected vs. Budget \$-923,653

**FAVORABLE**

YTD Purchased Services  
**\$9,411,719**

Projected vs. Budget \$-591,161

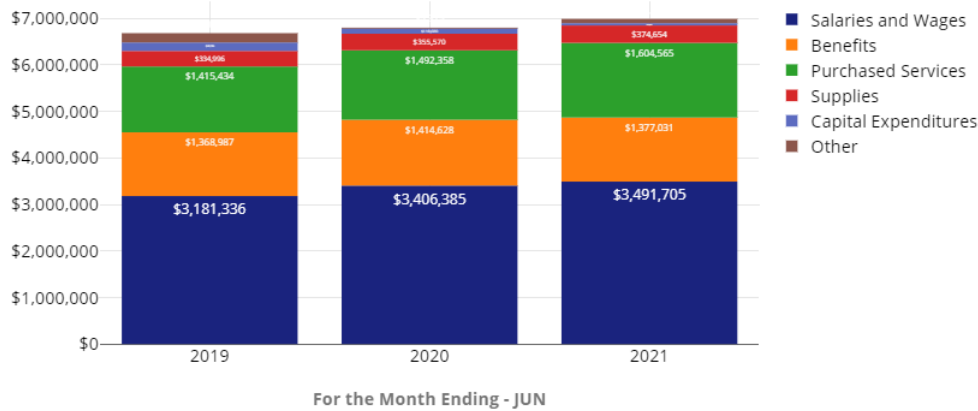
**FAVORABLE**

YTD Other Expenses  
**\$2,254,576**

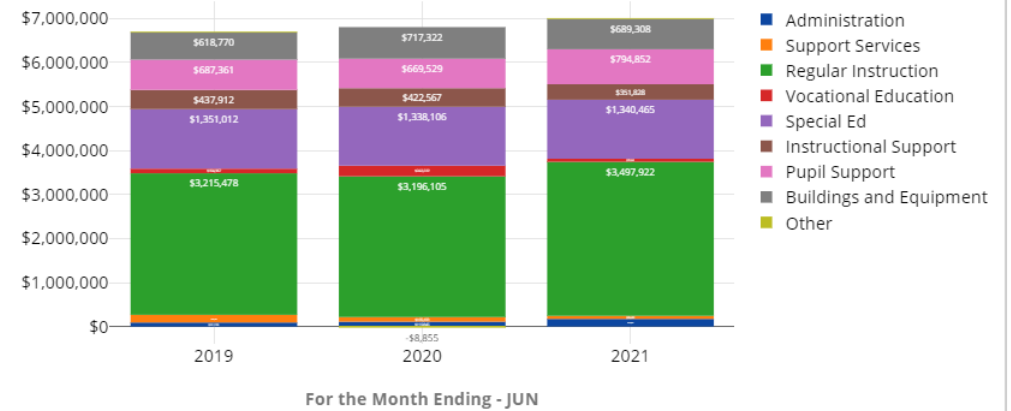
Projected vs. Budget \$-664,883

**FAVORABLE**

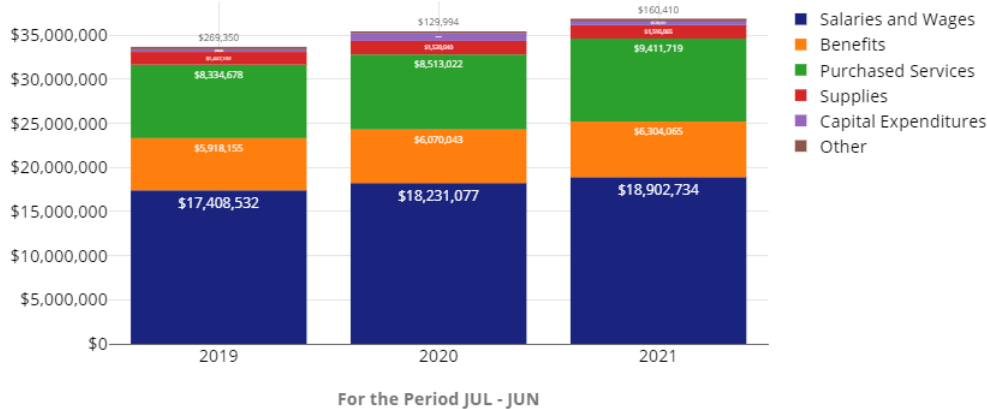
Historical Expenses for Current Month by Object



Historical Expenses for Current Month by Program



Year to Date Expenses by Object



Year to Date Expenses by Program

