

# 2021 Return to In-Person Learning

Survey and Data Highlights

# Survey Response Numbers

as of 3/2/2021

Family Survey Responses:

414 Responses (4K-12)

Student Survey Responses:

444 Responses 6-12



## Family Survey: Learning Model Spring 2021

Remain in the blended model we are currently in	21.4%
---	-------

Return to Full in-Person Learning	78.3%
-----------------------------------	-------

## Student Survey: Learning Model This Spring

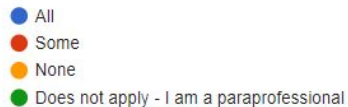
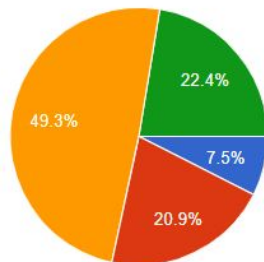
Remain in the blended model we are currently in	43.7%
---	-------

Return to 4-5 days of in-Person Learning	61.9%
--	-------

# Staff Survey Number of Responses 6-12 Grade: 67

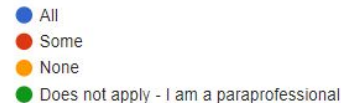
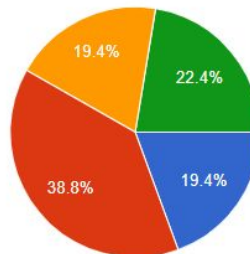
If all your students attended 4 days a week (w/out cohorting), in how many classes could you maintain 6 feet of social distance between students?

67 responses



If all your students attended 4 days a week (w/out cohorting), in how many classes could you maintain 3 feet of social distance between students?

67 responses

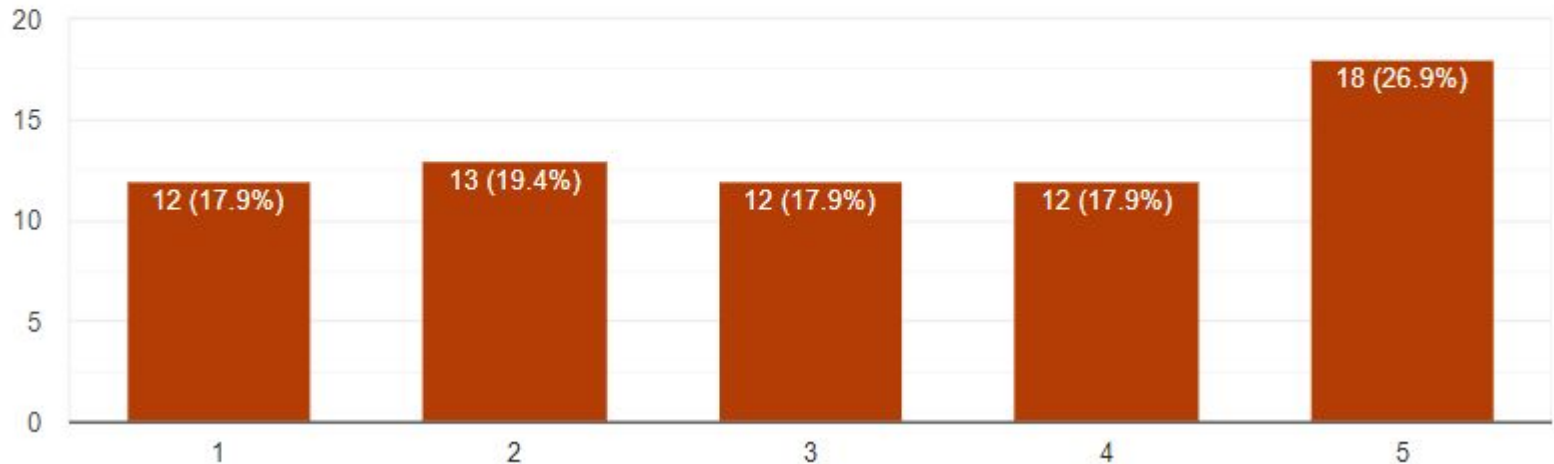


## Secondary Staff Survey

If students are less than 6 feet apart in my classroom, office or other workspace, I would be able to maintain 6 feet of social distance from students and other staff.



67 responses



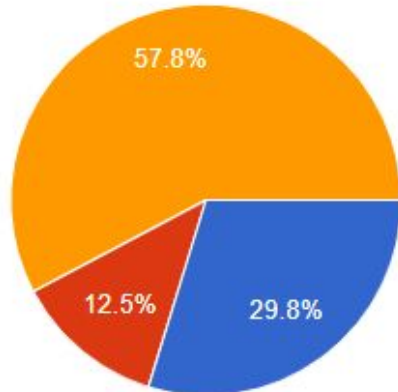
Strongly Agree

Strongly Disagree

# Social Emotional Observations

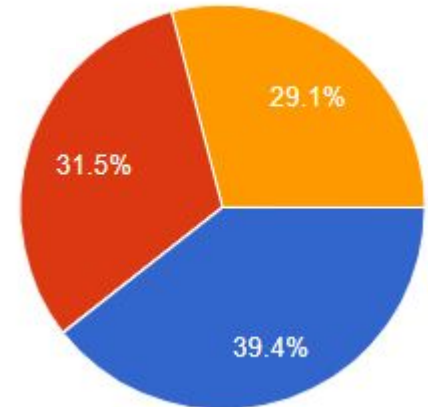
## Parent Survey

- Very high given the current state of health advisories.
- Not of high concern at this time.
- Pretty typical to what I expect for their age and development.



## Student Survey

- I feel a lot less connected and supported socially and emotionally this year.
- I feel slightly less connected and supported socially and emotionally this year.
- I feel as connected and supported socially and emotionally as I normally do.



# High & Middle School Observations

- Data shows an increase in the overall number of students with one or more failing grades in comparison to semester 1 of 2019-20.
- Staff reported inconsistent levels of engagement from students on remote days in comparison to in-person days.
- Less time in school led to inconsistent opportunities for academic intervention for students in need of additional supports.
- Students at all academic levels experienced difficulty accessing additional academic support.

# Elementary Survey Responses

74% of Elementary parent/guardian respondents understood the 4 days a week model when COVID-19 quarantines increased and more remote support was needed.

79% of Elementary parent/guardian respondents indicated support for returning to 5 days of in-person learning and quarantines have decreased.