



## **ALEDO ISD BOARD MEETING TEMPLATE**

**MEETING DATE:** August 25, 2014

**AGENDA ITEM:** Consider Adoption of 2014-2015 Budget

**PRESENTER:** Earl Husfeld

**ALIGNS TO BOARD GOAL(S):** Financial/Facilities – The District shall exhibit excellence in financial and facility planning, management, and stewardship.

### **BACKGROUND INFORMATION:**

- Per Section 44.002 of the Texas Education Code, “the Superintendent shall prepare, or cause to be prepared, a proposed budget covering all estimated revenue and proposed expenditures of the District for the following fiscal year”.
- The budget must be prepared according to generally accepted accounting principles, rules adopted by the State Board of Education, and adopted policies of the Board of Trustees.
- Once the budget has been prepared, the Board of Trustees must call a meeting for the purpose of adopting a budget for the succeeding fiscal year. Budgets for the General Fund, the Child Nutrition Fund, and the Debt Service Fund must be included in the official district budget and must be adopted by August 31<sup>st</sup>.

### **ADMINISTRATIVE CONSIDERATIONS:**

- The following summary of the proposed 2014-2015 budget is presented for your review and consideration.
- The proposed budget provides for the items necessary to fund the District’s instructional programs for the 2014-2015 fiscal year. It also provides for the operating costs of the District, as well as the District’s debt service requirements.
- The proposed budget provides for a proposed tax rate of \$1.4252, the same tax rate for the 2013-2014 fiscal year. The District’s total tax rate has not changed since the 2008-2009 fiscal year, a period of seven years.

### **FISCAL NOTE:**

Adoption of the 2014-2015 Budget.

### **ADMINISTRATIVE RECOMMENDATION:**

The Administration recommends the Board of Trustees approve and adopt the 2014-2015 revenue and expenditure budgets for the General Fund, the Child Nutrition Fund, and the Debt Service Fund as presented.

**Aledo Independent School District  
2014-2015 Budget Highlights**

- Projected student enrollment – 5,060, an increase of 188 students (3.9%) from the Fall 2013 PEIMS submission.
- Projected average daily attendance - 4,807.
- 2014 certified taxable value of all property is \$2,651,272,657, an increase in value of \$101,247,430, or 3.97% over the 2013 certified value.
- Current year tax collections based on a projected 98.5% collection rate.
- The following additional staff positions approved during the January and March board meetings at a projected cost of approximately \$724,500:
  - 1 Director of Personnel
  - 1 Coordinator of Career Technology Education
  - 1 math specialist
  - 1 assistant to the Director of Personnel
  - 2 elementary school teachers
  - 4 elementary school computer lab instructional aides
  - 1 assistant principal for McAnally Intermediate/Vandagriff Elementary
  - 1 counselor for McAnally Intermediate School
  - 2 Career Technology Education teachers for Aledo High School
  - 1 behavior specialist for special population students district-wide
- Due to the age of our bus fleet, costs associated with adding an additional bus route, and various other factors, the Transportation Department budget increased approximately \$275,000.
- State of Texas requirement to “ensure each student has a graphing calculator to use when taking the STAAR grade 8 mathematics assessment” budgeted to cost approximately \$40,000.
- State of Texas requirement for the District to contribute 1.5% of adjusted TRS eligible salaries to TRS at a projected cost of approximately \$350,000.
- The second of three staff computer lease payments of \$116,641 is included.
- 3% of midpoint general pay increase for staff within pay range and 1.5% of midpoint pay increase for staff over pay range maximum is approximately \$700,000.
- Tax rates:
 

	Actual <u>2013-2014</u>	Proposed <u>2014-2015</u>
General Fund (M&O)	\$ 1.1700	\$ 1.1700
Debt Service Fund (I&S)	<u>0.2552</u>	<u>0.2552</u>
Total	<u>\$ 1.4252</u>	<u>\$ 1.4252</u>
- The District’s total tax rate has not changed since the 2008-2009 fiscal year.

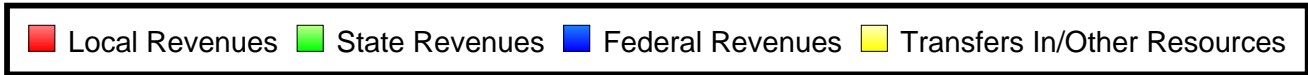
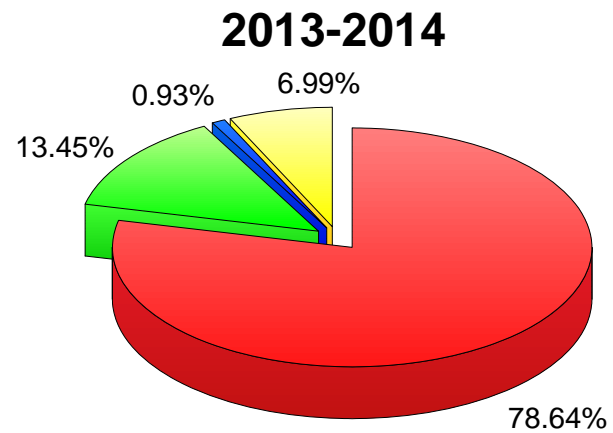
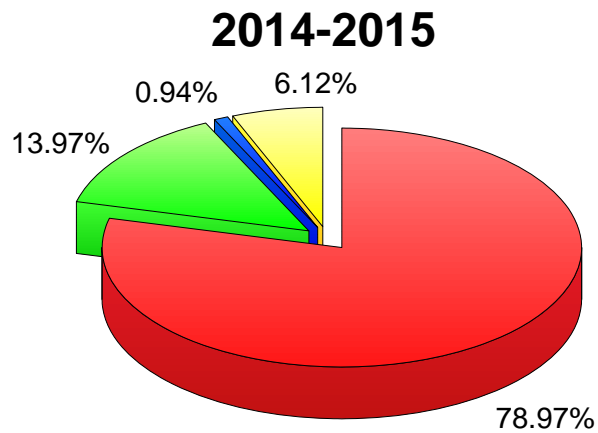
**Aledo Independent School District  
Budget Summary  
All Budgeted Funds**

	<u>General Fund</u>	<u>Debt Service Fund</u>	<u>Child Nutrition Fund</u>	<u>2014-2015 Total</u>	<u>2013-2014 Total</u>	<u>Difference</u>	<u>% of Change</u>
<b>Projected Fund Balance, September 1</b>	<b><u>17,405,802</u></b>	<b><u>566,208</u></b>	<b><u>242,980</u></b>	<b><u>18,214,990</u></b>	<b><u>22,251,285</u></b>		
<b><u>Revenues</u></b>							
Local Revenues	31,370,326	6,676,939	1,520,000	39,567,265	38,188,359	1,378,906	3.61
State Revenues	6,938,895	0	61,679	7,000,574	6,530,450	470,124	7.20
Federal Revenues	0	0	469,000	469,000	450,000	19,000	4.22
Transfers In/Other Resources	<u>31,900</u>	<u>2,835,525</u>	<u>200,000</u>	<u>3,067,425</u>	<u>3,392,168</u>	<u>(324,743)</u>	<u>(9.57)</u>
<b>Total Revenues &amp; Other Resources</b>	<b><u>38,341,121</u></b>	<b><u>9,512,464</u></b>	<b><u>2,250,679</u></b>	<b><u>50,104,264</u></b>	<b><u>48,560,977</u></b>	<b><u>1,543,287</u></b>	<b><u>3.18</u></b>
<b><u>Appropriations</u></b>							
Payroll Costs	26,560,771	0	926,138	27,486,909	26,092,747	1,394,162	5.34
Professional & Contracted Services	6,458,495	0	61,900	6,520,395	6,538,884	(18,489)	(0.28)
Supplies & Materials	1,668,620	0	1,416,460	3,085,080	3,151,839	(66,759)	(2.12)
Other Operating Expense	4,098,768	0	10,150	4,108,918	3,675,921	432,997	11.78
Debt Service	0	9,512,464	0	9,512,464	9,596,613	(84,149)	(0.88)
Capital Outlay	75,000	0	0	75,000	166,000	(91,000)	(54.82)
Transfers Out/Other Uses	<u>3,035,525</u>	<u>0</u>	<u>0</u>	<u>3,035,525</u>	<u>3,375,268</u>	<u>(339,743)</u>	<u>(10.07)</u>
<b>Total Appropriations</b>	<b><u>41,897,179</u></b>	<b><u>9,512,464</u></b>	<b><u>2,414,648</u></b>	<b><u>53,824,291</u></b>	<b><u>52,597,272</u></b>	<b><u>1,227,019</u></b>	<b><u>2.33</u></b>
<b>Projected Fund Balance, August 31</b>	<b><u>13,849,744</u></b>	<b><u>566,208</u></b>	<b><u>79,011</u></b>	<b><u>14,494,963</u></b>	<b><u>18,214,990</u></b>		
<b>Fund Balance as a % of Appropriations</b>	<b><u>33.06</u></b>	<b><u>5.95</u></b>	<b><u>3.27</u></b>	<b><u>26.93</u></b>	<b><u>34.63</u></b>		

# Aledo ISD

## Total Revenues by Source

### All Budgeted Funds



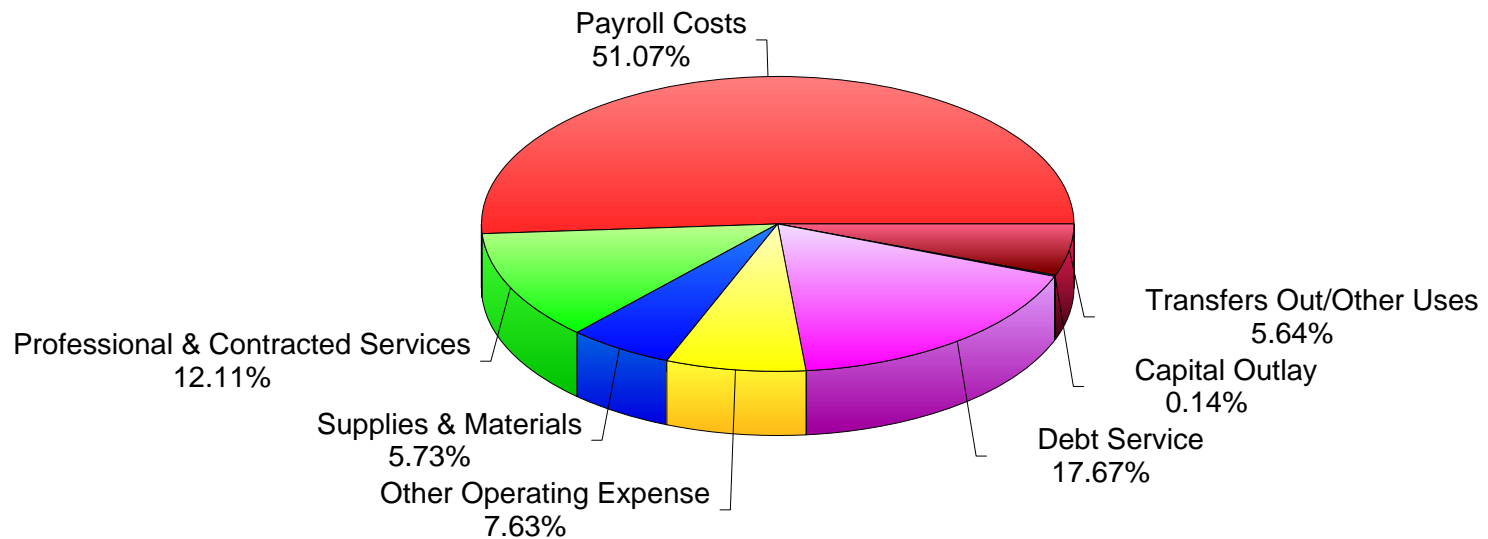
**Aledo Independent School District  
Appropriation Summary by Function & Object  
All Budgeted Funds**

<u>Function</u>	<u>Payroll Costs</u>	<u>Professional &amp; Contracted Services</u>	<u>Supplies &amp; Materials</u>	<u>Other Operating Expenses</u>	<u>Debt Service</u>	<u>Capital Outlay</u>	<u>2014-2015 Total</u>	<u>% of Total</u>
Function 11 - Instruction	18,530,196	517,242	601,400	159,000	0	0	19,807,838	36.80
Function 12 - Instructional Resources/Media Services	463,246	20,550	55,500	2,250	0	0	541,546	1.01
Function 13 - Curriculum/Instructional Staff Development	167,821	33,500	16,300	61,150	0	0	278,771	0.52
Function 21 - Instructional Leadership	381,199	4,400	27,200	11,925	0	0	424,724	0.79
Function 23 - School Leadership	2,282,561	25,000	52,200	30,815	0	0	2,390,576	4.44
Function 31 - Guidance & Counseling Services	1,048,385	52,050	44,620	25,830	0	0	1,170,885	2.18
Function 33 - Health Services	407,152	1,480	11,700	360	0	0	420,692	0.78
Function 35 - Food Services	926,138	61,900	1,416,460	13,150	0	0	2,417,648	4.49
Function 36 - Cocurricular & Extracurricular Activities	1,003,124	281,100	326,800	457,040	0	0	2,068,064	3.84
Function 41 - General Administration	1,112,169	313,000	26,600	146,550	0	0	1,598,319	2.97
Function 51 - Facilities Maintenance & Operations	759,562	3,526,000	371,000	385,500	0	0	5,042,062	9.37
Function 52 - Security & Monitoring Services	362,575	50,473	56,300	1,600	0	75,000	545,948	1.01
Function 53 - Data Processing Services	42,781	290,700	79,000	0	0	0	412,481	0.77
Function 71 - Debt Service	0	0	0	0	9,512,464	0	9,512,464	17.67
Function 91 - Chapter 41 Recapture	0	825,000	0	0	0	0	825,000	1.53
Function 93 - Payments for Shared Service Arrangements	0	0	0	2,813,748	0	0	2,813,748	5.23
Function 99 - Other Intergovernmental Charges	0	518,000	0	0	0	0	518,000	0.96
Function 00 - Transfers Out/Other Uses	<u>0</u>	<u>0</u>	<u>0</u>	<u>3,035,525</u>	<u>0</u>	<u>0</u>	<u>3,035,525</u>	<u>5.64</u>
<b>Total Appropriations</b>	<b><u>27,486,909</u></b>	<b><u>6,520,395</u></b>	<b><u>3,085,080</u></b>	<b><u>7,144,443</u></b>	<b><u>9,512,464</u></b>	<b><u>75,000</u></b>	<b><u>53,824,291</u></b>	<b><u>100.00</u></b>
<b>% of Total</b>	<b><u>51.07</u></b>	<b><u>12.11</u></b>	<b><u>5.73</u></b>	<b><u>13.27</u></b>	<b><u>17.67</u></b>	<b><u>0.14</u></b>	<b><u>100.00</u></b>	
<b><u>Summary</u></b>								
Instruction & Related (10's)	19,161,263	571,292	673,200	222,400	0	0	20,628,155	38.32
Instruction/Campus Leadership (20's)	2,663,760	29,400	79,400	42,740	0	0	2,815,300	5.23
Student Support Services (30's)	3,384,799	396,530	1,799,580	496,380	0	0	6,077,289	11.29
General Administration (40's)	1,112,169	313,000	26,600	146,550	0	0	1,598,319	2.97
Support Services (50's)	1,164,918	3,867,173	506,300	387,100	0	75,000	6,000,491	11.15
Debt Service (70's)	0	0	0	0	9,512,464	0	9,512,464	17.67
Intergovernmental Charges (90's & 00's)	<u>0</u>	<u>1,343,000</u>	<u>0</u>	<u>5,849,273</u>	<u>0</u>	<u>0</u>	<u>7,192,273</u>	<u>13.36</u>
<b>Total Appropriations</b>	<b><u>27,486,909</u></b>	<b><u>6,520,395</u></b>	<b><u>3,085,080</u></b>	<b><u>7,144,443</u></b>	<b><u>9,512,464</u></b>	<b><u>75,000</u></b>	<b><u>53,824,291</u></b>	<b><u>100.00</u></b>

# Aledo ISD

## Total Appropriations by Object

### All Budgeted Funds

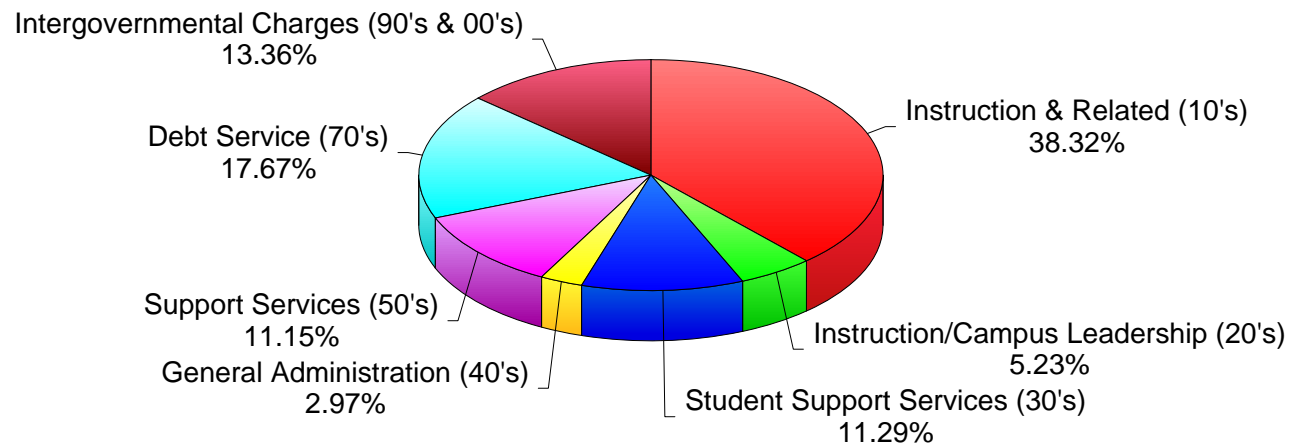


2014-2015

# Aledo ISD

## Total Appropriations by Function

### All Budgeted Funds



2014-2015

**Aledo Independent School District  
Revenue Summary by Source  
General Fund**

	<u>2013-2014 Final Budget</u>	<u>2014-2015 Proposed</u>	<u>Difference</u>	<u>% of Change</u>
<b><u>Local Revenues</u></b>				
Local Taxes - Current Year	29,287,514	30,364,076	1,076,562	3.68
Local Taxes - Prior Years	325,000	325,000	0	0.00
Penalties & Interest	175,000	180,000	5,000	2.86
Interest from Investments - Bank	2,000	2,000	0	0.00
Interest from Investments - TexPool	23,500	6,500	(17,000)	(72.34)
Facility Use/Rent	35,000	35,000	0	0.00
Facility Use/Rent, Parking, & Concessions - Stadium	102,500	112,500	10,000	9.76
Miscellaneous Revenues	43,500	33,250	(10,250)	(23.56)
Athletic Receipts	<u>253,000</u>	<u>312,000</u>	<u>59,000</u>	<u>23.32</u>
<b>Total Local Revenues</b>	<b><u>30,247,014</u></b>	<b><u>31,370,326</u></b>	<b><u>1,123,312</u></b>	<b><u>3.71</u></b>
<b><u>State Revenues</u></b>				
Per Capita & Foundation School Program	4,902,400	5,316,700	414,300	8.45
TRS On-Behalf Benefit	<u>1,568,494</u>	<u>1,622,195</u>	<u>53,701</u>	<u>3.42</u>
<b>Total State Revenues</b>	<b><u>6,470,894</u></b>	<b><u>6,938,895</u></b>	<b><u>468,001</u></b>	<b><u>7.23</u></b>



**Aledo Independent School District  
Revenue Summary by Source  
General Fund**

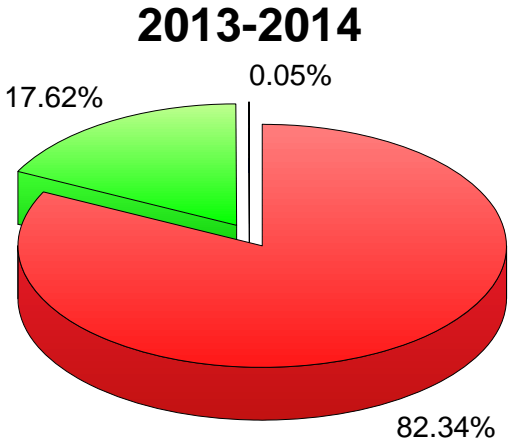
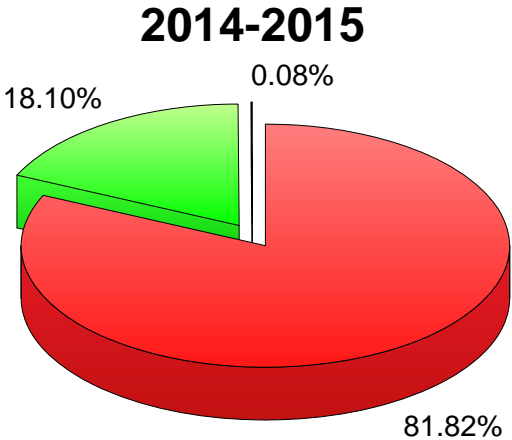
	<u>2013-2014 Final Budget</u>	<u>2014-2015 Proposed</u>	<u>Difference</u>	<u>% of Change</u>
<b><u>Federal Revenues &amp; Other Resources</u></b>				
Sale of Personal Property	500	500	0	0.00
Gas Lease & Land Lease Receipts	<u>16,400</u>	<u>31,400</u>	<u>15,000</u>	<u>91.46</u>
<b>Total Federal Revenues &amp; Other Resources</b>	<b><u>16,900</u></b>	<b><u>31,900</u></b>	<b><u>15,000</u></b>	<b><u>88.76</u></b>
<b>Total Revenues &amp; Other Resources</b>	<b><u>36,734,808</u></b>	<b><u>38,341,121</u></b>	<b><u>1,606,313</u></b>	<b><u>4.37</u></b>

	<u>2013-2014 Budget</u>	<u>% of Total</u>	<u>2014-2015 Proposed</u>	<u>% of Total</u>
<b><u>Summary</u></b>				
Local Revenues	30,247,014	82.34	31,370,326	81.82
State Revenues	6,470,894	17.62	6,938,895	18.10
Federal Revenues & Other Resources	<u>16,900</u>	<u>0.05</u>	<u>31,900</u>	<u>0.08</u>
<b>Total Revenues &amp; Other Resources</b>	<b><u>36,734,808</u></b>	<b><u>100.00</u></b>	<b><u>38,341,121</u></b>	<b><u>100.00</u></b>

# Aledo ISD

## Total Revenues by Source

### General Fund



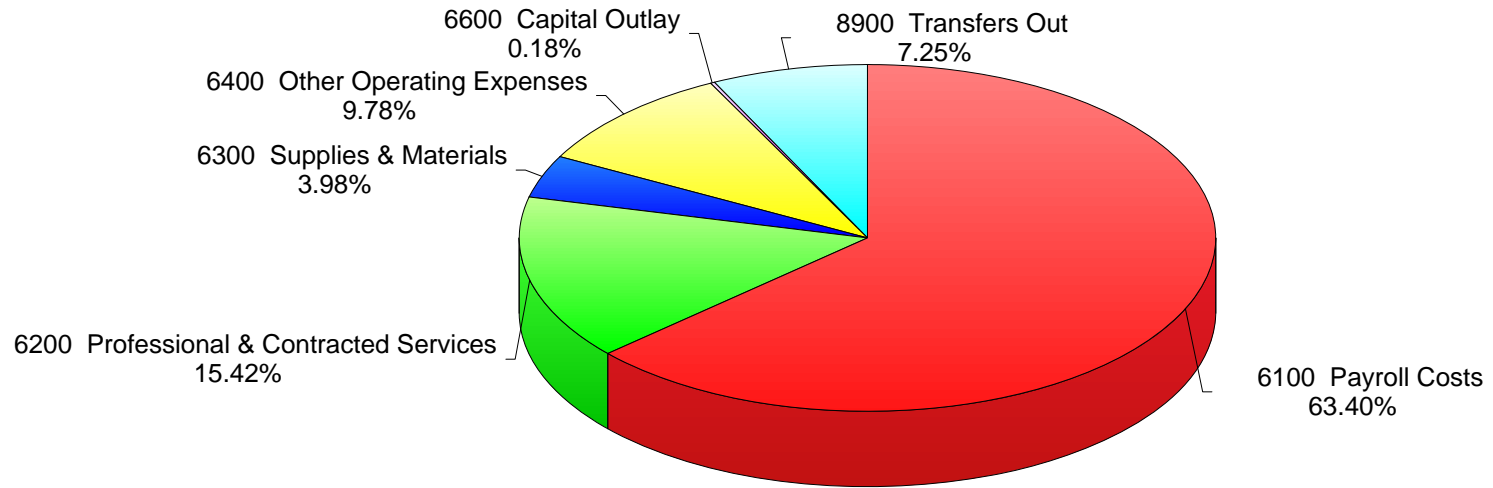
**Aledo Independent School District  
Appropriation Summary by Function & Object  
General Fund**

	<b><u>2013-2014</u></b> <b><u>Budget</u></b>	<b><u>% of</u></b> <b><u>Total</u></b>	<b><u>2014-2015</u></b> <b><u>Proposed</u></b>	<b><u>% of</u></b> <b><u>Total</u></b>
<b><u>Summary by Function</u></b>				
Function 11 - Instruction	19,211,178	47.33	19,807,838	47.28
Function 12 - Instructional Resources & Media Services	490,537	1.21	541,546	1.29
Function 13 - Curriculum/Instructional Staff Development	265,315	0.65	278,771	0.67
Function 21 - Instructional Leadership	260,230	0.64	424,724	1.01
Function 23 - School Leadership	2,316,592	5.71	2,390,576	5.71
Function 31 - Guidance & Counseling Services	1,211,119	2.98	1,170,885	2.79
Function 33 - Health Services	403,906	1.00	420,692	1.00
Function 35 - Food Services	3,000	0.01	3,000	0.01
Function 36 - Cocurricular & Extracurricular Activities	1,957,732	4.82	2,068,064	4.94
Function 41 - General Administration	1,471,596	3.63	1,598,319	3.81
Function 51 - Facilities Maintenance & Operations	4,975,055	12.26	5,042,062	12.03
Function 52 - Security & Monitoring Services	501,964	1.24	545,948	1.30
Function 53 - Data Processing Services	370,380	0.91	412,481	0.98
Function 91 - Chapter 41 Recapture	850,000	2.09	825,000	1.97
Function 93 - Payments for Shared Service Arrangements	2,415,000	5.95	2,813,748	6.72
Function 99 - Other Intergovernmental Charges	507,500	1.25	518,000	1.24
Function 00 - Other Uses	<u>3,375,268</u>	<u>8.32</u>	<u>3,035,525</u>	<u>7.25</u>
<b>Total Appropriations</b>	<b><u>40,586,372</u></b>	<b><u>100.00</u></b>	<b><u>41,897,179</u></b>	<b><u>100.00</u></b>

**Summary by Object**

6100 Payroll Costs	25,166,470	62.01	26,560,771	63.40
6200 Professional & Contracted Services	6,476,984	15.96	6,458,495	15.42
6300 Supplies & Materials	1,735,879	4.28	1,668,620	3.98
6400 Other Operating Expenses	3,665,771	9.03	4,098,768	9.78
6600 Capital Outlay	166,000	0.41	75,000	0.18
8900 Transfers Out	<u>3,375,268</u>	<u>8.32</u>	<u>3,035,525</u>	<u>7.25</u>
<b>Total Appropriations</b>	<b><u>40,586,372</u></b>	<b><u>100.00</u></b>	<b><u>41,897,179</u></b>	<b><u>100.00</u></b>

# Aledo ISD Total Appropriations by Object General Fund



2014-2015

**Aledo Independent School District  
Budget Summary  
Child Nutrition Fund**

	<b><u>2013-2014 Budget</u></b>	<b><u>2014-2015 Proposed</u></b>	<b><u>Difference</u></b>	<b><u>% of Change</u></b>
<b><u>Local Revenues</u></b>				
Food Service Sales	<b><u>1,520,000</u></b>	<b><u>1,520,000</u></b>	<b><u>0</u></b>	<b><u>0.00</u></b>
<b><u>State Revenues</u></b>				
Food Service State Matching/TRS On-Behalf Benefit	<b><u>59,556</u></b>	<b><u>61,679</u></b>	<b><u>2,123</u></b>	<b><u>3.56</u></b>
<b><u>Federal Revenues &amp; Other Resources</u></b>				
Child Nutrition Programs	360,000	370,000	10,000	2.78
USDA Donated Commodities	90,000	99,000	9,000	10.00
Transfer from General Fund	<u>200,000</u>	<u>200,000</u>	<u>0</u>	<u>0.00</u>
<b>Total Federal Revenues &amp; Other Resources</b>	<b><u>650,000</u></b>	<b><u>669,000</u></b>	<b><u>19,000</u></b>	<b><u>2.92</u></b>
<b>Total Revenues &amp; Other Resources</b>	<b><u>2,229,556</u></b>	<b><u>2,250,679</u></b>	<b><u>21,123</u></b>	<b><u>0.95</u></b>
<b><u>Function 35 - Food Services</u></b>				
6100 Payroll Costs	926,277	926,138	(139)	(0.02)
6200 Professional & Contracted Services	61,900	61,900	0	0.00
6300 Supplies & Materials	1,415,960	1,416,460	500	0.04
6400 Other Operating Expenses	10,150	10,150	0	0.00
6600 Capital Outlay	<u>0</u>	<u>0</u>	<u>0</u>	<u>0.00</u>
<b>Total Appropriations</b>	<b><u>2,414,287</u></b>	<b><u>2,414,648</u></b>	<b><u>361</u></b>	<b><u>0.01</u></b>

**Aledo Independent School District  
Budget Summary  
Debt Service Fund**

	<u>2013-2014 Budget</u>	<u>2014-2015 Proposed</u>	<u>Difference</u>	<u>% of Change</u>
<b><u>Local Revenues</u></b>				
Local Taxes - Current Year	6,299,345	6,556,439	257,094	4.08
Local Taxes - Prior Years	75,000	77,500	2,500	3.33
Penalties & Interest	45,000	42,500	(2,500)	(5.56)
Interest from Investments - Bank	250	250	0	0.00
Interest from Investments - TexPool	<u>1,750</u>	<u>250</u>	<u>(1,500)</u>	<u>(85.71)</u>
<b>Total Local Revenues</b>	<b><u>6,421,345</u></b>	<b><u>6,676,939</u></b>	<b><u>255,594</u></b>	<b><u>3.98</u></b>
<b><u>Other Resources</u></b>				
Transfer from General Fund	<u>3,175,268</u>	<u>2,835,525</u>	<u>(339,743)</u>	<u>(10.70)</u>
<b>Total Revenues &amp; Other Resources</b>	<b><u>9,596,613</u></b>	<b><u>9,512,464</u></b>	<b><u>(84,149)</u></b>	<b><u>(0.88)</u></b>
<b><u>Function 71 - Debt Service</u></b>				
6500 Bond Principal	3,945,398	2,320,017	(1,625,381)	(41.20)
6500 Bond Interest	5,501,215	7,042,447	1,541,232	28.02
6500 Paying Agent Fees	<u>150,000</u>	<u>150,000</u>	<u>0</u>	<u>0.00</u>
<b>Total Function 71</b>	<b><u>9,596,613</u></b>	<b><u>9,512,464</u></b>	<b><u>(84,149)</u></b>	<b><u>(0.88)</u></b>
<b>Total Appropriations</b>	<b><u>9,596,613</u></b>	<b><u>9,512,464</u></b>	<b><u>(84,149)</u></b>	<b><u>(0.88)</u></b>