



UNITED INDEPENDENT SCHOOL DISTRICT INFORMATIONAL ITEM

TOPIC: HB 22 - New A-F Accountability System for 2017-2018 Implementation

SUBMITTED BY: Emma Leza, Executive Director of Instructional Accountability

OF: Curriculum & Instruction Department

APPROVED FOR TRANSMITTAL TO SCHOOL BOARD: _____

DATE ASSIGNED FOR BOARD CONSIDERATION: September 20, 2017

INFORMATIONAL REPORT:

House Bill 22 will be implemented for the 2017-2018 school year and every district will be rated using the new Letter Grade System. Campuses will be rated with the same system but only receive a "Met" or "Did Not Meet Standard" for the 2017-2018 school year.



The Implementation of House Bill 22

COLLABORATING TO BUILD A BETTER ACCOUNTABILITY SYSTEM

Presentation to Instructional Leadership Network
August 31, 2017

Region One ESC - Division of Instructional, School Improvement, and College Readiness Support

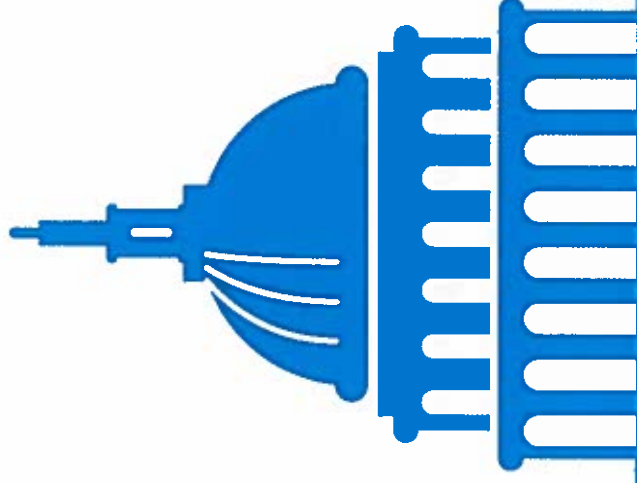
A-F Accountability: Legislative Context



House Bill 22, 85th Texas Legislature

"The commissioner shall evaluate school district and campus performance and assign each district and campus an overall performance rating of"

A B C D or F



House Bill 22, 85th Texas Legislature

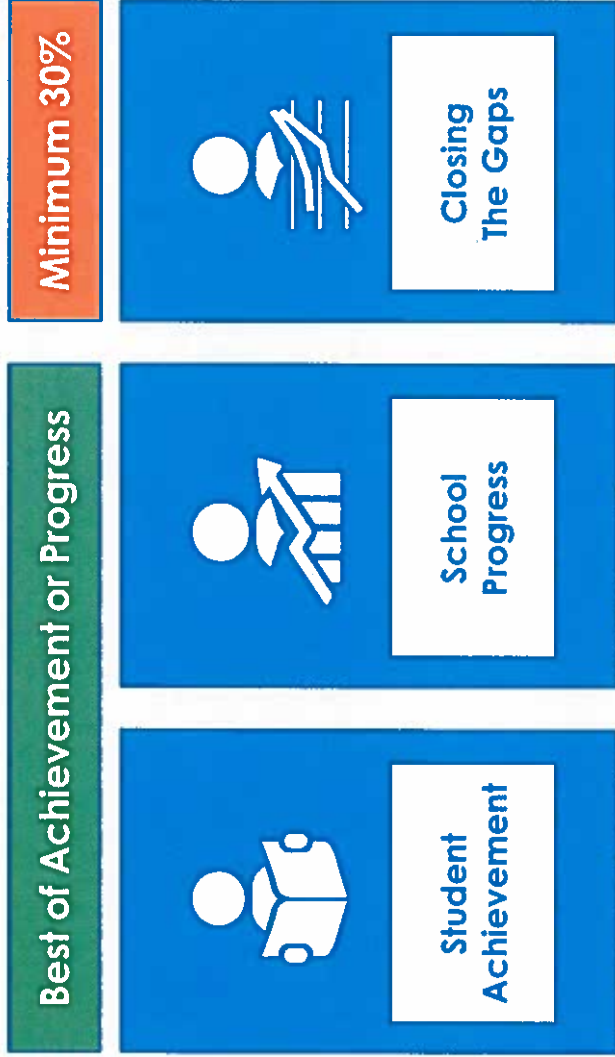
“... the commissioner shall solicit input statewide from persons . . . , including school district boards of trustees, administrators and teachers employed by school districts, parents of students enrolled in school districts, and other interested stakeholders.”

Feedback Opportunities

- Solicit input on the aspects over which commissioner has authority.
- Not solicit input on aspects that are required by statute



Three Domains: Combining to Calculate Overall Score



Feedback Opportunities

- Certain methodology decisions in each domain
- Cut points for each grade in each domain
- Weight (30% or more) to Closing the Gaps Domain

Design Approach: Philosophical Commitments



"The commissioner shall ensure that the method used to evaluate performance is implemented in a manner that provides the mathematical possibility that all districts and campuses receive an A rating."

**No Forced
Distribution**



We WANT stability in the model, we do not want the bar to keep changing. We want to commit to something where the bar will remain static for 5 years, where the rules don't change.

**Law switched
from "annually"
to "periodically"**

A-F Accountability: New Labels/Grades



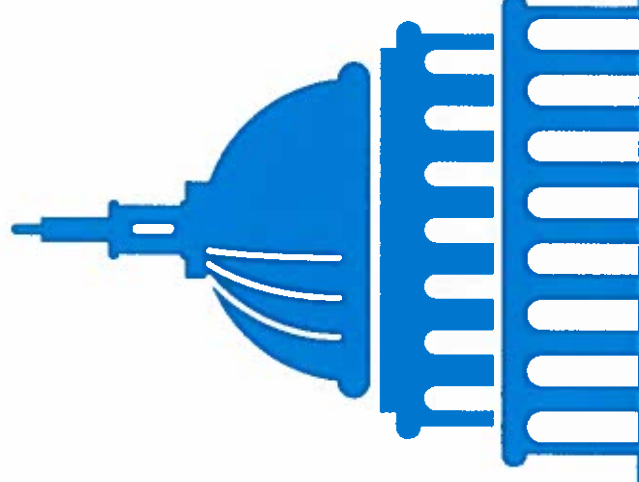
A = Exemplary Performance

B = Recognized Performance

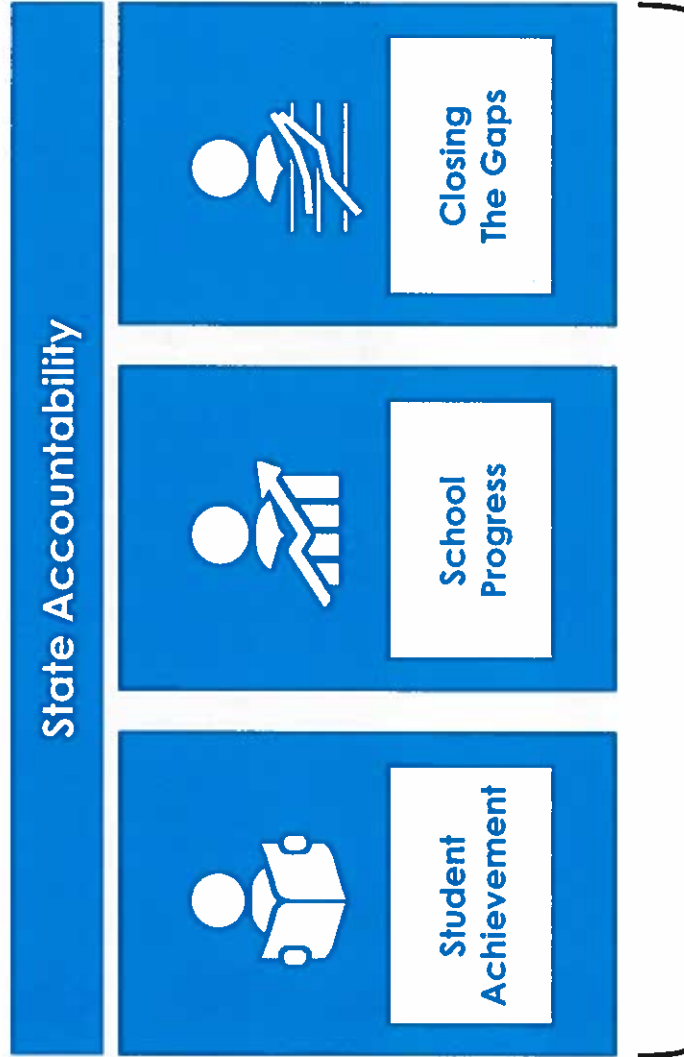
C = Acceptable Performance

D = In Need of Improvement

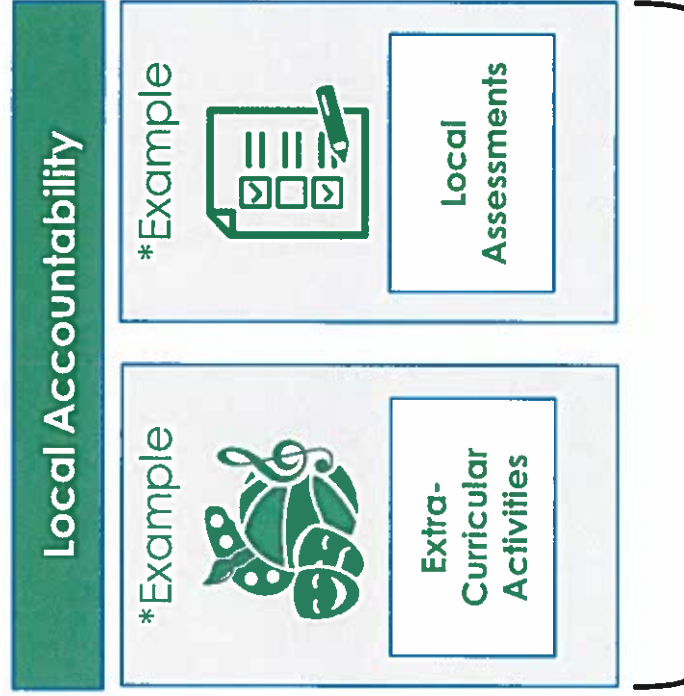
F = Unacceptable Performance



Local Accountability Plan: Campus Performance Ratings



At least 50% of Overall Rating



Provides for Assignment of A-F Grades

Local Accountability Plan: Purpose and Requirements



Purpose

To allow campuses to be rated using locally developed domains and accountability measures

Requirements for Districts

- Include the TEA-assigned three domain performance ratings (at least 50% of the overall rating).
- Locally developed domain and measures must provide for the assignment of A–F grades, and be reliable and valid.

More Requirements for Districts

- Calculations must be auditable
- Campus score card that may be displayed on TEA’s website
- Publicly available explanation of the methodology used to assign ratings
- Plans submitted to TEA for approval

Feedback Opportunity

Volunteer to participate in the pilot program

Local Accountability Plan: Getting the Plan Approved



Authority

The commissioner has authority to develop the process to approve requests by school districts or open-enrollment charter schools to assign campus performance ratings.

One Condition

Locally developed accountability system only for campuses that were not assigned an overall rating of D or F by TEA.

Requirements for Approval

- The agency determines whether the plan meets the minimum requirements
- An audit conducted by the agency verifies calculations included in the plan
- A review panel approves the plan

Feedback Opportunity

Volunteer to participate in the pilot program

UNITED INDEPENDENT SCHOOL DISTRICT



August 10, 2017

Texas Education Agency
Office of Academics
1701 North Congress Avenue
Austin, Texas 78701-1494

Penny Schwinn, Deputy Commissioner

Subject: Volunteer for Local Accountability System Pilot

Board of Trustees

Judd Gilpin
President
District 7

Juan Roberto Ramirez
Vice President
District 6

Aliza Flores Oliveros
Secretary
District 3

Ricardo Molina, Sr.
Parliamentarian
District 1

Javier Montemayor, Jr.
Member
District 5

Ricardo "Rick" Rodriguez
Member
District 2

Ramiro Veliz, III
Member
District 4

This correspondence serves as a formal petition to the Texas Education Agency to volunteer for the Local Accountability System Pilot with the process set to begin September of 2017. Based on United ISD's demographic and historical assessment and graduation data, we believe we would serve to represent districts along the United States and Texas border area with Mexico since we have met all state mandates and proved successful in educating a Hispanic population of over 98%, with 77% economically disadvantaged.

United ISD has worked to develop a data savvy educational community by creating data systems to keep educators and administrators informed on the successes and needs of our students. We are already setting meetings with our principals to develop our local accountability plan and we welcome the opportunity to be part of this historical event, when our innovative state will hear our local needs and develop a plan to allow us to continue the great work we do in preparing our students for post-secondary life.

The following data depicts who we are and what we have accomplished:

Percent Passing STAAR 3 – 8 and End of Course Assessments for 2016-2017

2016-17	Demographics	Reading/ELA	Writing	Math	Science	Social Studies
UISD 43,579	Hispanic 99% ECD 77% ELL 40%	66	73 ✓	83 ✓	80 ✓	76 ✓
Region I 426,678	Hispanic 97% ECD 85% ELL 37%	62	68	78	75	72
State 5,284,252	Hispanic 52% ECD 59% ELL 19%	67 ✓	66	77	76	75

Source: TEA Combined Summary Reports and TAPR 2016 for Demographic Data
Note: Excludes STAAR ALT 2 and includes first and second administrators for grades 5 and 8 and End of Course Results for fall and spring

Graduation Rates for the Class of 2015

Entity	All Students	Hispanic	Economically Disadvantaged	English Language Learners	Students with Disabilities
UISD	93.5%	93.5%	92.7%	78.0%	86.2%
REGION I	88.2%	88.1%	87.0%	72.2%	78.9%
TEXAS	89.0%	86.5%	85.6%	71.5%	78.2%
USA	83.2%	77.8%	76.1%	65.1%	64.6%

Source: USDE National Center for Education Statistics and TEA 4-Year Longitudinal Graduation Rates (without state exclusions)

Our mission: *United, we inspire all students to become responsible world citizens by pursuing excellence through life-long learning* is also what drives our request for your approval in allowing United ISD to be part of this pilot.

Given our demographics, impressive assessment data and exceptional graduation rate, we believe we have a wealth of knowledge and experience to contribute in terms of accountability. We welcome the opportunity to collaborate with like-minded forward thinkers and represent districts with similar demographics in developing a local accountability system that allows for differentiation and the ability to showcase the spectacular accomplishments our students, teachers and administrators achieve every year.

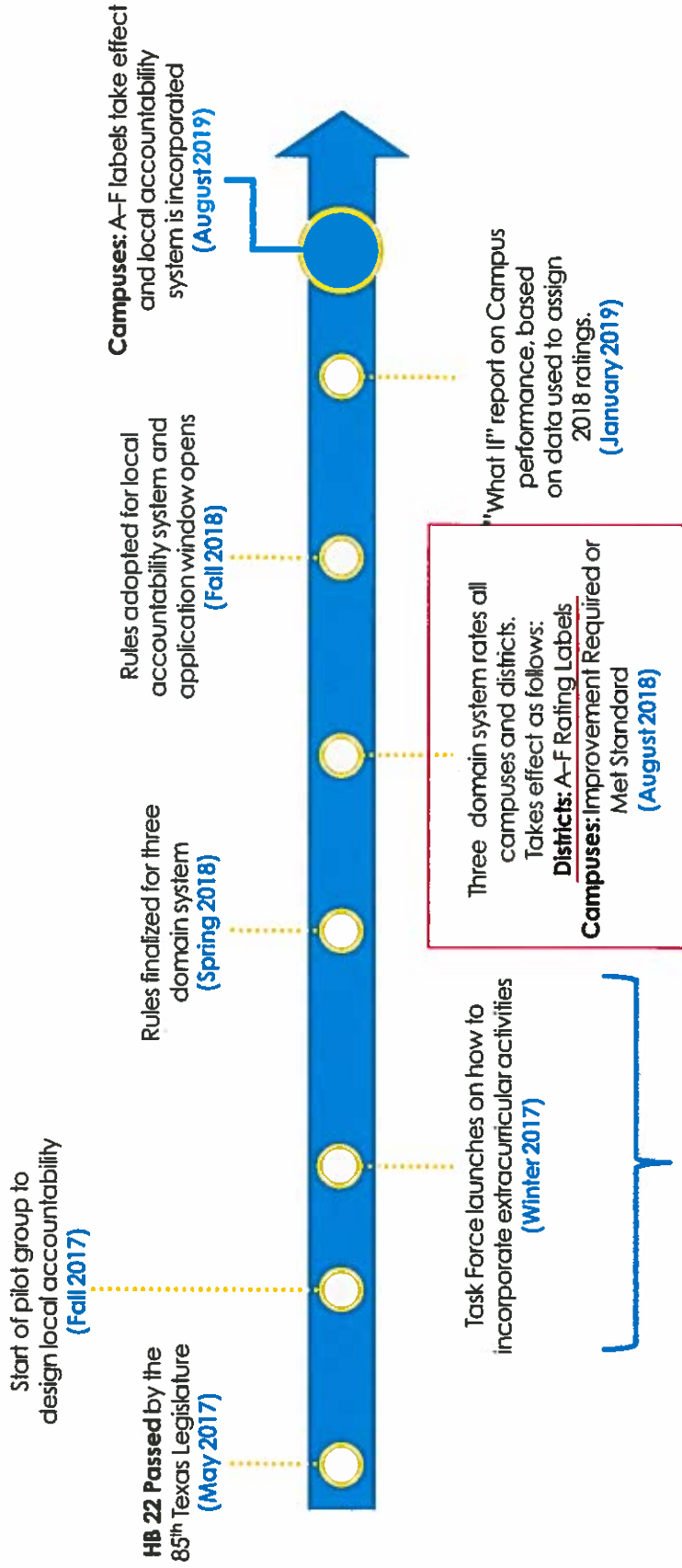
Best Regards,

Roberto J. Santos
Superintendent

201 Lindenwood Drive
Laredo, Texas 78045
Phone: (956) 473-6219
Facsimile: (956) 728-8691
C&I Phone: (956) 473-2000

Roberto J. Santos
Superintendent

A-F Timeline: Implementation of HB 22



A-F Accountability Stakeholder Forums