

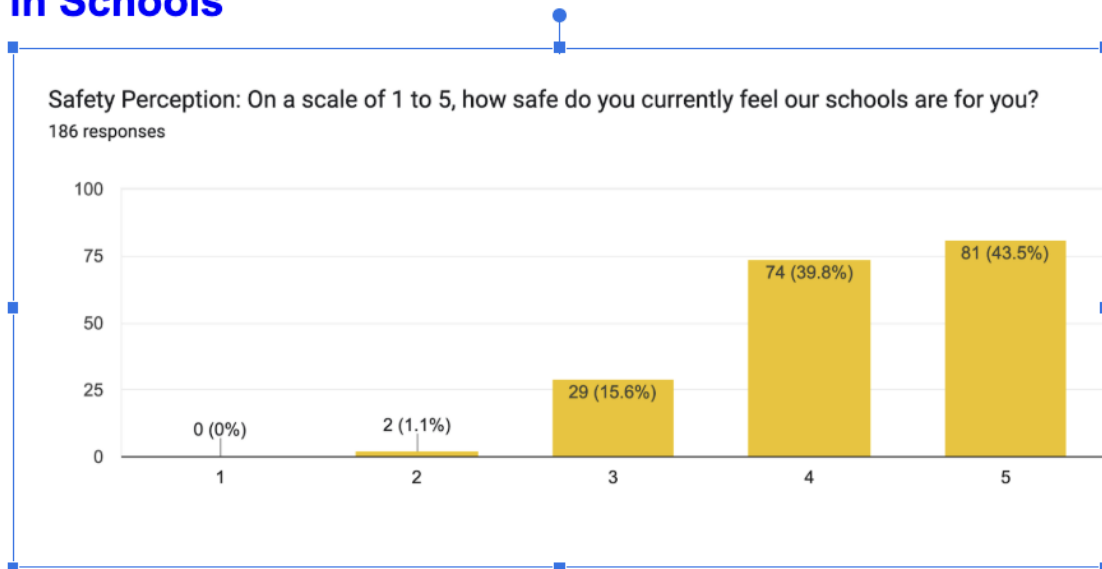
## Superintendent and Staff Report

### School Safety Survey Results

The school safety survey has closed with 186 employees, 206 students, and 710 parents taking the survey, for a grand total of 1102 people. These results were forwarded to the full BOE and student BOE members last week as raw data and unredacted so that each member could scroll through and see the summaries...and each comment made by each respondent. I was very, very proud of how each group handled the survey and the remarks they made supporting their position. All were read, all were respected, all were heard.

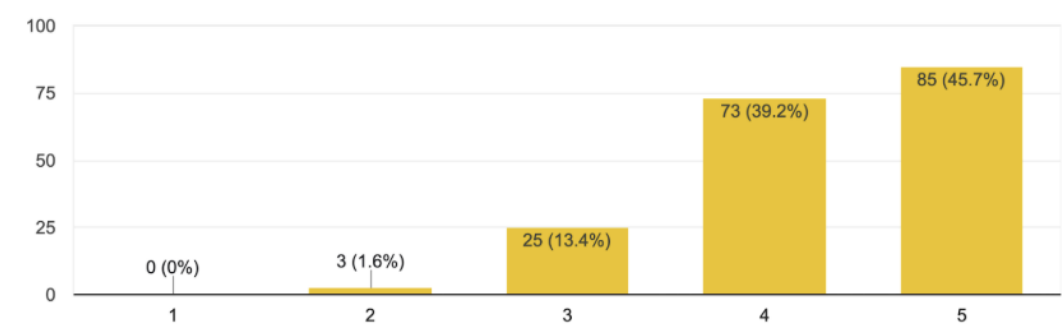
For the public, we have the following graphs to help showcase the information gathered:

### Staff Survey: Consideration of Armed Security Guards in Schools



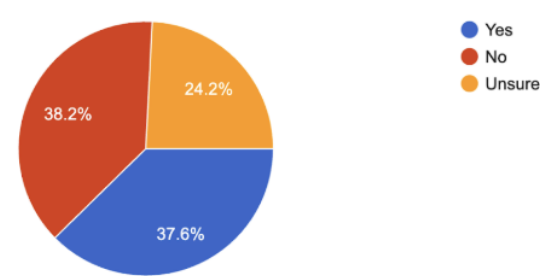
**Safety Perception:** On a scale of 1 to 5, how safe do you feel, as a staff member, when you are in our District schools?

186 responses



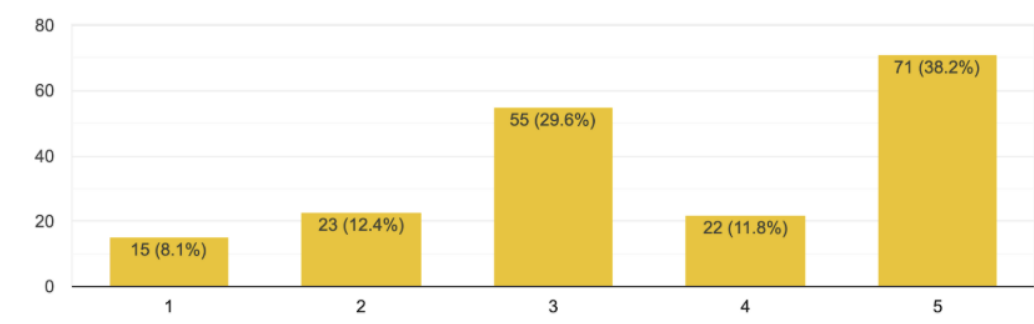
**Effectiveness of Armed Security:** Do you believe having armed security guards in our schools would improve school safety?

186 responses



**Comfort Level:** How comfortable would you feel with armed security guards being present in our schools?

186 responses



Alternatives to Armed Security: Rather than, or in addition to, armed security guards, what other measures would you like to see to enhance school safety in our schools? (Select all that apply)

186 responses



Safety Perception: Do you have a preference on the number of armed security guards that should be hired? With an annual cost of approximately \$94,00...ct one response that best represents your opinion)

186 responses



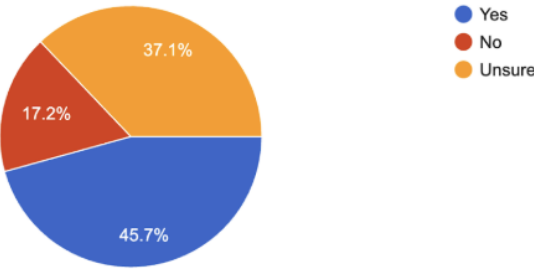
Impact on Learning Environment: Do you think the presence of armed security guards would positively or negatively impact the learning environment in our schools?

186 responses



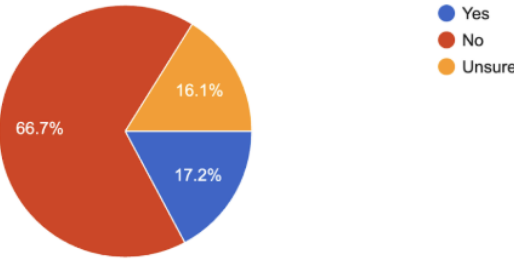
Trust in Security Personnel: Do you trust that armed security guards would be properly trained to handle emergencies without escalating risk?

186 responses



Prioritizing Resources: If financial resources are limited, do you believe funding armed security guards should be a priority over other school safety or access control or other preventative measures?

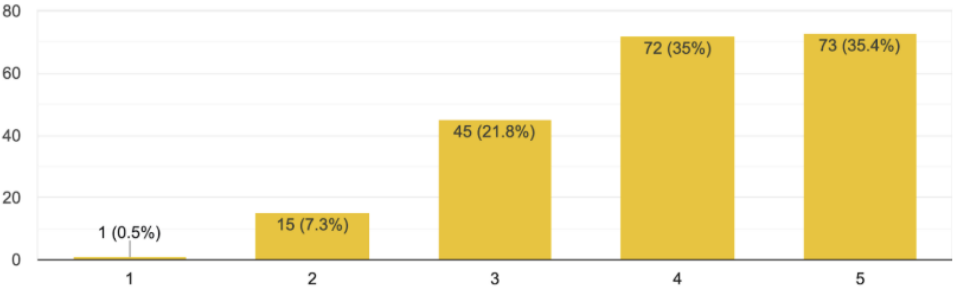
186 responses



## Student Survey: Consideration of Armed Security Guards in Schools

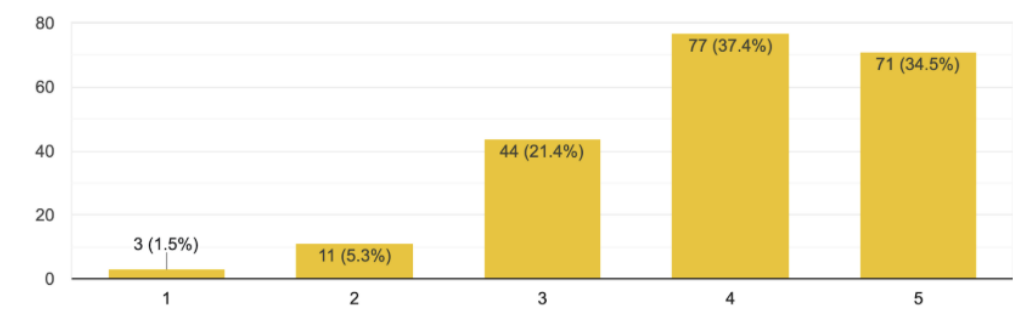
Safety Perception: On a scale of 1 to 5, how safe do you currently feel your school is for you?

206 responses



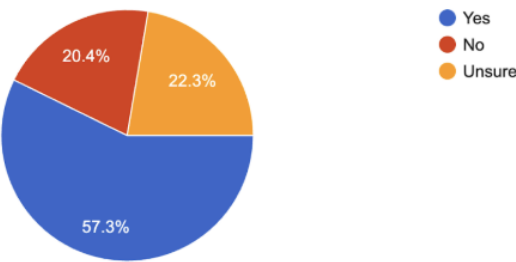
Safety Perception: On a scale of 1 to 5, how safe do you feel, as a student, when you visit one of our other District schools?

206 responses



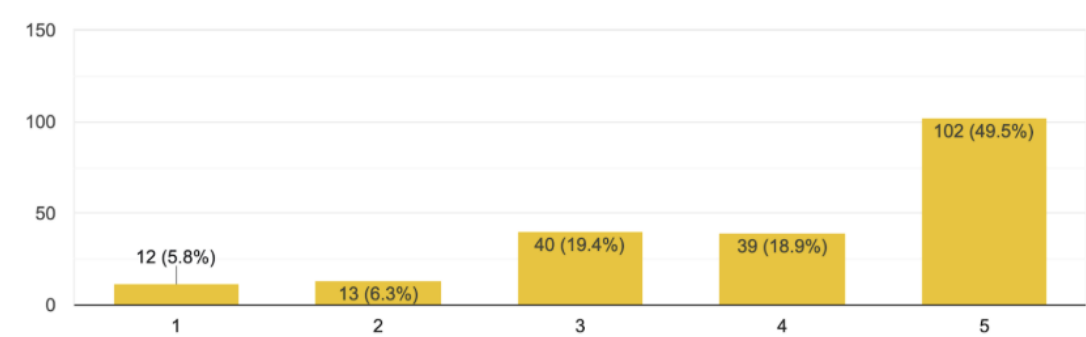
Effectiveness of Armed Security: Do you believe having armed security guards on campus would improve school safety?

206 responses



Comfort Level: How comfortable would you feel with armed security guards being present at your school?

206 responses



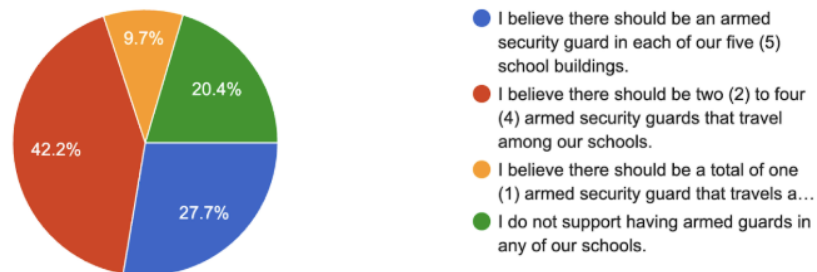
Alternatives to Armed Security: Rather than, or in addition to, armed security guards, what other measures would you like to see to enhance school safety in your school? (Select all that apply)

206 responses



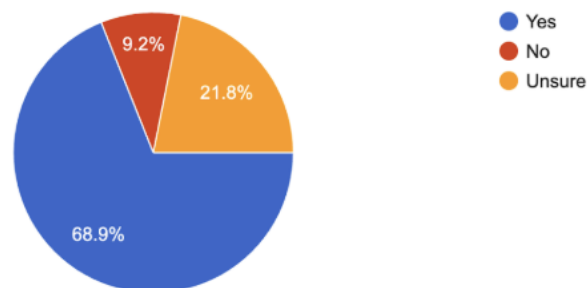
Safety Perception: Do you have a preference on the number of armed security guards hired? (Select one response that best represents your opinion)

206 responses



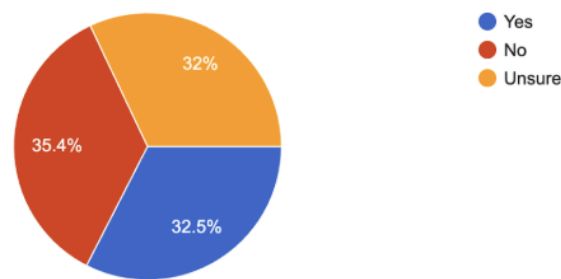
Trust in Security Personnel: Do you trust that armed security guards would be properly trained to handle emergencies without escalating risk?

206 responses



Prioritizing Resources: If resources are limited, do you believe funding armed security guards should be a priority over other school safety initiatives?

206 responses

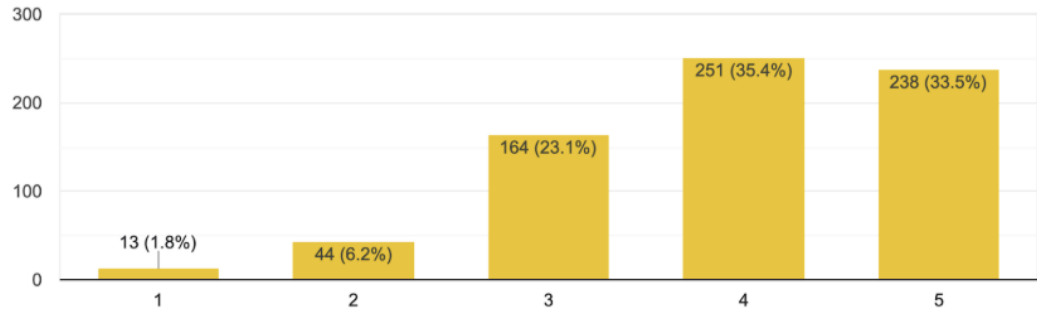


## Parent Survey: Consideration of Armed Security Guards in Schools

710 Responses

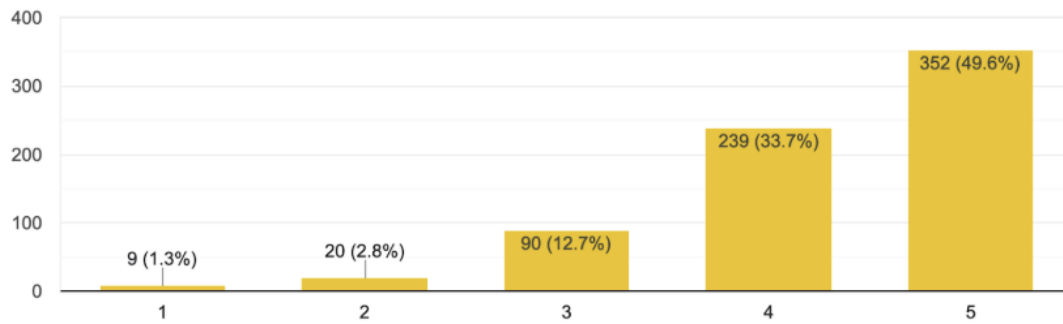
Safety Perception: On a scale of 1 to 5, how safe do you currently feel our schools are for your child(ren)?

710 responses



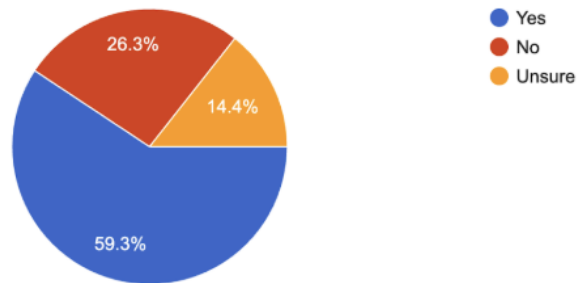
**Safety Perception:** On a scale of 1 to 5, how safe do you feel, as an adult, when you visit one of our District schools?

710 responses



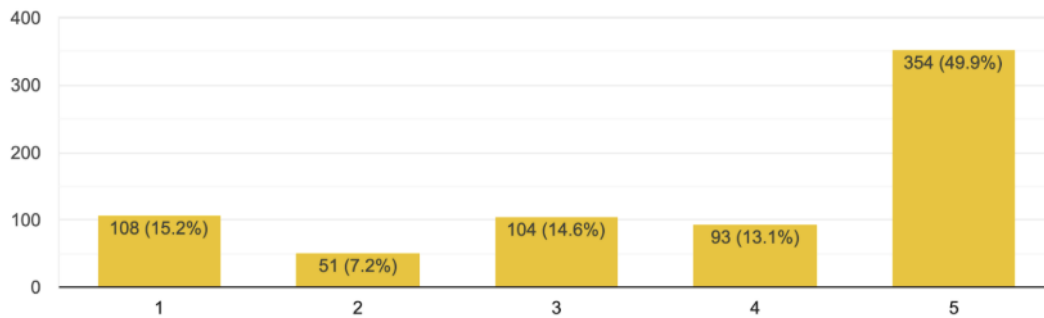
**Effectiveness of Armed Security:** Do you believe having armed security guards in our schools, would improve school safety?

710 responses



**Comfort Level:** How comfortable would you feel with armed security guards being present at your child(s) school?

710 responses





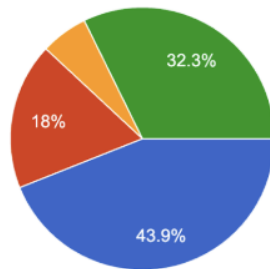
Alternatives to Armed Security: Rather than, or in addition to, armed security guards, what other measures would you like to see to enhance school safety in our schools? (Select all that apply)

710 responses



Safety Perception: Do you have a preference on the number of armed security guards that should be hired? With an annual cost of approximately \$94,000...ct one response that best represents your opinion)

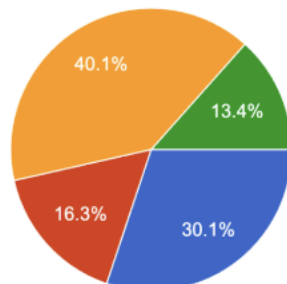
710 responses



- I believe there should be an armed security guard in each of our five (5) school buildings.
- I believe there should be two (2) to four (4) armed security guards that travel among our schools.
- I believe there should be a total of one (1) armed security guard that travels among our schools.
- I do not support having armed guards in any of our schools.

Impact on Learning Environment: Do you think the presence of armed security guards would positively or negatively impact your child's school learning environment?

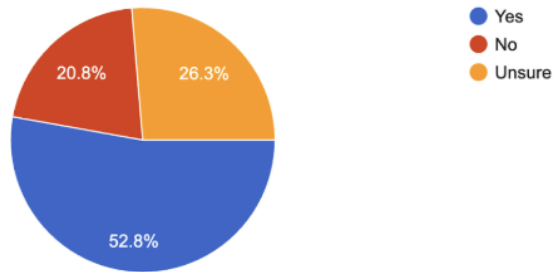
710 responses



- Positively
- Negatively
- No impact
- I do not support having armed guards in any of our schools.

Trust in Security Personnel: Do you trust that armed security guards would be properly trained to handle emergencies without escalating risk?

710 responses



Prioritizing Resources: If financial resources are limited, do you believe funding armed security guards should be a priority over other school safety measures such as access control or other preventative measures?

710 responses

