



MONTHLY INVESTMENT REPORT

Collin County College

MARCH 31, 2023



MEEDER

PUBLIC FUNDS
PATTERSON GROUP

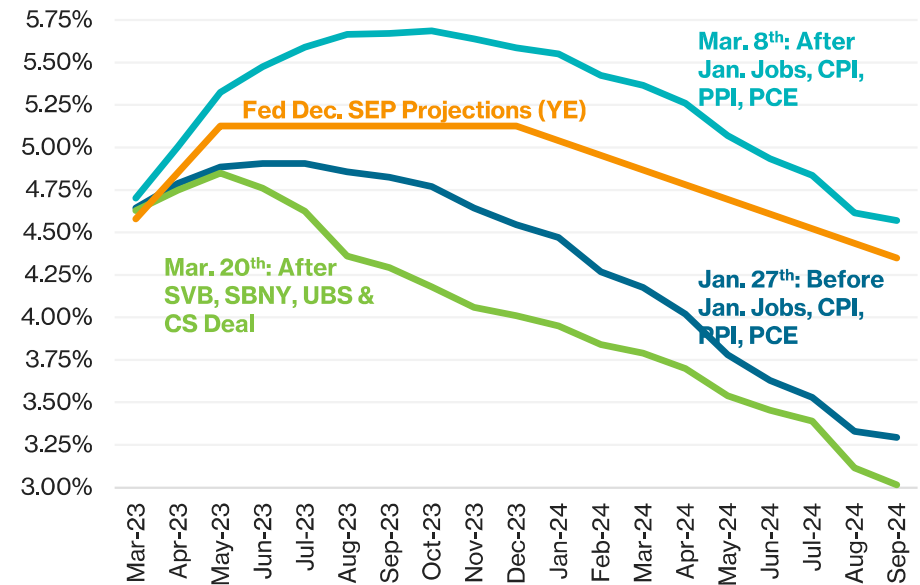
Higher still?

Solid economic data in March was overshadowed by two bank failures and the subsequent repricing of rate hike expectations. The March Federal Open Market Committee (FOMC) meeting saw the committee unanimously raise rates by 0.25%. However, the hike has been interpreted as dovish due to comments from Jerome Powell, conveying concern about tightening credit conditions.

The Employment Situation Summary surprised again to the upside, showing the US economy added 311 thousand jobs in February. The unemployment rate increased from 3.4% to 3.6% as labor force participation increased. Along with a slowdown in wage growth, the report pointed to a strong job market that is showing signs of cooling. The Consumer Price Index (CPI) Report for February showed both headline and core inflation increased during the month by 0.4%, evidencing inflation is not gone yet. The Personal Consumption Index (PCE), the Federal Reserve's preferred inflation measure, painted a slightly softer inflation picture. The PCE index increased by 0.3% during the month and brought the year-over-year rate to 5.0%, down from a 5.3% pace the prior month.

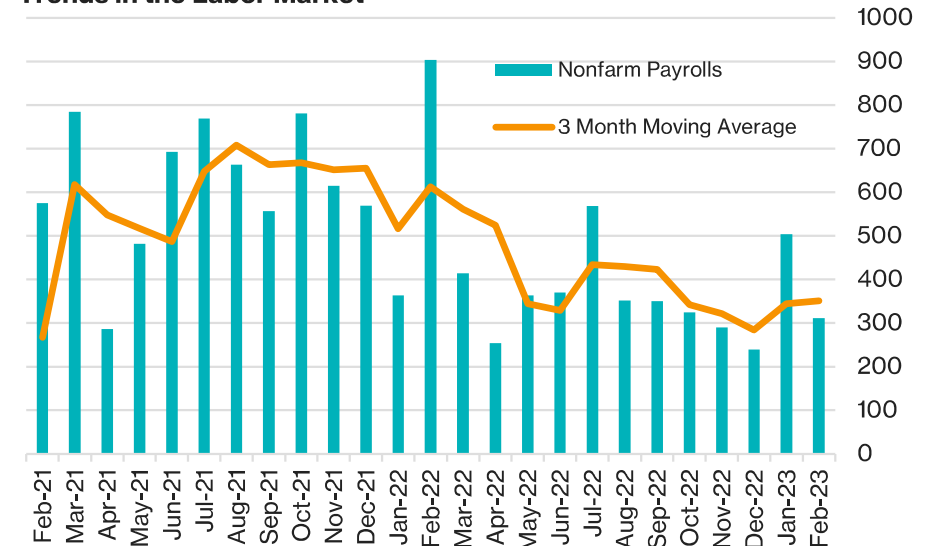
However, the failures of Silicon Valley Bank and Signature Bank, and the subsequent forced acquisition of Credit Suisse by UBS altered market expectations for monetary policy. Before the noted banking issues, on March 8th, markets were pricing in another 1% in rate hikes and a terminal rate of 5.75% in September. In response to the bank turmoil, by March 15th, markets were pricing in rate cuts as early as June. However, as regulators responded to the events, and concerns of a spillover to the real economy abated, by March 31st, markets reversed course to price in a 60% chance of another 0.25% interest rate hike in May.

FED FUNDS EXPECTATIONS



SOURCE: BLOOMBERG

Trends in the Labor Market



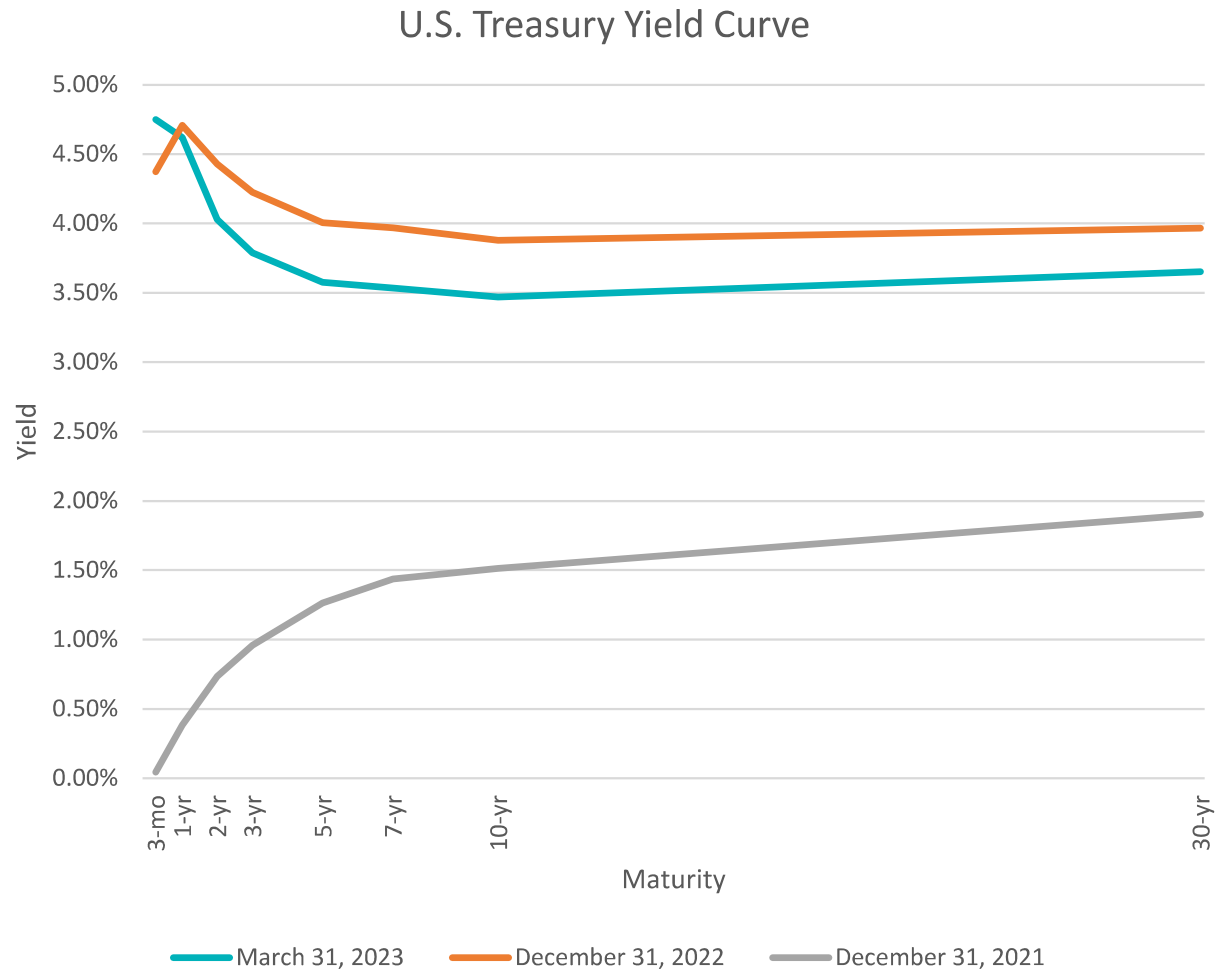
SOURCE: BLOOMBERG

Expectations Drive Rates

Treasury rates were volatile throughout the month as market participants tried to get a handle on the bank failure's implications. During the month, the yield on the 2-year Treasury moved a full 1.00% lower, and the yield on the 5-year Treasury moved 0.61% lower.

Spreads on corporate bonds, commercial paper, municipal bonds, and agency bonds moved wider during the month as a flight to safety saw investors move into treasuries. These moves created opportunities to pick up additional yield on high quality bonds, including agency debt.

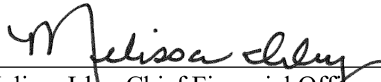
Although overall yields are lower than they were a month ago, the opportunity set in fixed income is still positive. Locking in current yields and income levels will benefit portfolios when the yield curve eventually normalizes, and rates fall when this hiking cycle ends.




Collin County Community College District
 Monthly Investment Report
 March 1, 2023 – March 31, 2023

Portfolio Summary Management Report


<u>Portfolio as of 02/28/23:</u>		<u>Portfolio as of 03/31/23:</u>	
Beginning Book Value	\$ 459,851,789	Ending Book Value	\$ 445,651,452
Beginning Market Value	\$ 455,860,849	Ending Market Value	\$ 443,071,669
		Unrealized Gain/Loss	\$ (2,579,783)
WAM at Beginning Period Date ¹	185 days	WAM at Ending Period Date ¹	192 days
<i>(Decrease in market value is due to seasonal cash outflows)</i>		Change in Market Value ²	\$ (12,789,180)
Average Yield to Maturity for period		4.050%	
Average Yield 3 Month Treasury Bill for period		4.860%	



 Melissa Irby, Chief Financial Officer
 Collin County Community College District



 Julie Bradley, Associate V.P. - Controller
 Collin County Community College District



 Barbara Johnston, Associate V.P.
 Collin County Community College District

1 WAM – weighted average maturity

2 “Change in Market Value” is required data, but will primarily reflect the receipt and expenditure of the District’s funds from month to month. *Patterson & Associates* has assisted in the preparation of this consolidated investment report, with additional input provided by CCCCDCD.

Your Portfolio

As of March 31, 2023

Your Portfolio Statistics

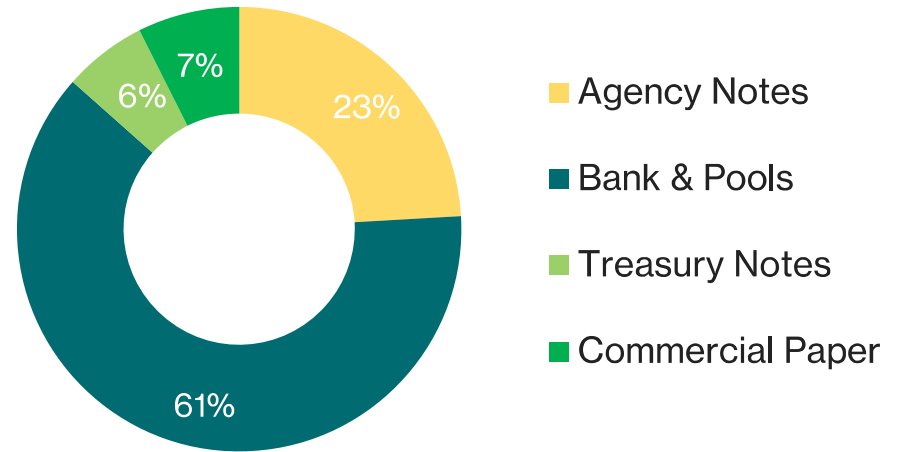
Weighted Average Maturity

0.53 years

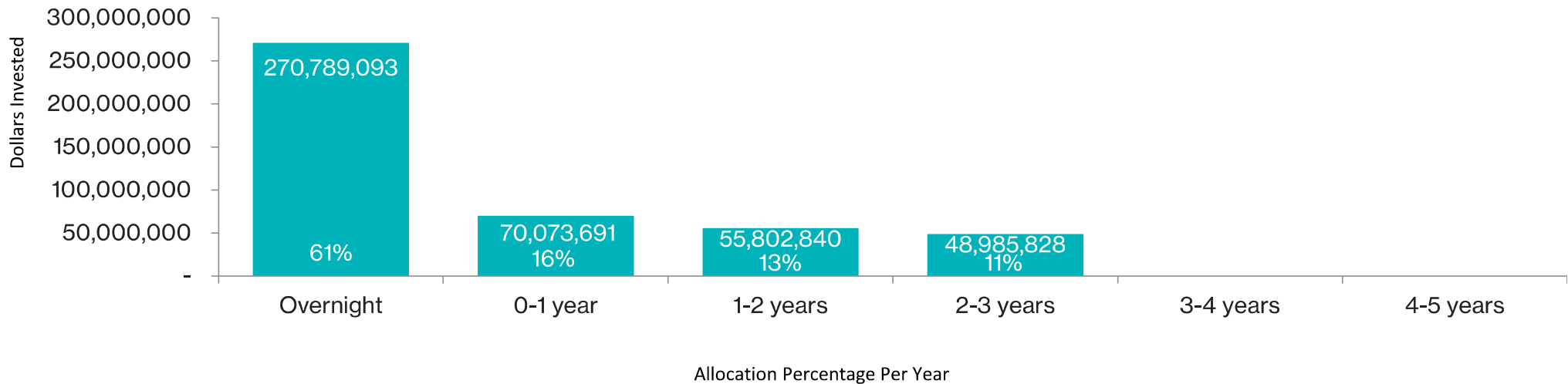
Weighted Average Yield (All Funds)

4.05%

Your Asset Allocation



Your Maturity Distribution



**Collin Co Comm College Dist.
Portfolio Management
Portfolio Summary
March 31, 2023**

Patterson & Associates
901 S. MoPac
Suite 195
Austin, TX 78746
-

Investments	Par Value	Market Value	Book Value	% of Portfolio	Term	Days to Maturity	YTM 365 Equiv.
Commercial Paper Disc. -Amortizing	45,000,000.00	44,157,805.00	44,159,261.11	9.91	263	129	4.752
Federal Agency Coupon Securities	105,000,000.00	102,203,868.33	104,349,600.60	23.42	994	662	2.621
Treasury Coupon Securities	27,000,000.00	25,920,902.00	26,353,497.19	5.91	710	402	2.784
TexStar	40,626,520.72	40,626,520.72	40,626,520.72	9.12	1	1	4.607
Texpool	224,745,784.02	224,745,784.02	224,745,784.02	50.43	1	1	4.611
JPMorgan Chase	146,149.69	146,149.69	146,149.69	0.03	1	1	0.000
Texas Range	5,270,638.96	5,270,638.96	5,270,638.96	1.18	1	1	4.700
	447,789,093.39	443,071,668.72	445,651,452.29	100.00%	301	192	4.050
Investments							
Cash and Accrued Interest							
Accrued Interest at Purchase		168,819.44	168,819.44				
Subtotal		168,819.44	168,819.44				
Total Cash and Investments	447,789,093.39	443,240,488.16	445,820,271.73		301	192	4.050
Total Earnings							
	March 31	Month Ending	Fiscal Year To Date				
Current Year		1,564,805.98	8,144,734.49				

..

**Collin Co Comm College Dist.
Summary by Type
March 31, 2023
Grouped by Fund**

Patterson & Associates
901 S. MoPac
Suite 195
Austin, TX 78746
-

Security Type	Number of Investments	Par Value	Remaining Cost	% of Portfolio	Average YTM 365	Average Days to Maturity
Fund: Building						
Commercial Paper Disc. -Amortizing	1	5,000,000.00	4,830,044.44	1.09	5.457	209
Federal Agency Coupon Securities	6	40,000,000.00	40,122,200.00	9.03	1.913	628
Treasury Coupon Securities	1	5,000,000.00	4,860,937.50	1.09	2.467	518
Texpool	1	34,366,205.64	34,366,205.64	7.73	4.611	1
TexStar	1	29,008,651.88	29,008,651.88	6.53	4.607	1
Subtotal	10	113,374,857.52	113,188,039.46	25.47	3.597	255
Fund: 2020 Bond Series						
Texpool	1	33,811,425.89	33,811,425.89	7.61	4.611	1
Subtotal	1	33,811,425.89	33,811,425.89	7.61	4.611	1
Fund: Debt Service						
Texas Range	1	21.05	21.05	0.00	4.700	1
Texpool	1	28,456,819.61	28,456,819.61	6.40	4.611	1
Subtotal	2	28,456,840.66	28,456,840.66	6.40	4.611	1
Fund: Operating						
Federal Agency Coupon Securities	9	55,000,000.00	54,077,211.20	12.17	2.912	621
JPMorgan Chase	1	146,149.69	146,149.69	0.03	0.000	1
Commercial Paper Disc. -Amortizing	2	20,000,000.00	19,348,608.34	4.35	4.665	119
Treasury Coupon Securities	3	17,000,000.00	16,092,500.01	3.62	2.775	453
Texas Range	1	5,270,617.91	5,270,617.91	1.19	4.700	1
Texpool	1	100,828,526.07	100,828,526.07	22.68	4.611	1
TexStar	1	11,617,868.84	11,617,868.84	2.61	4.607	1
Subtotal	18	209,863,162.51	207,381,482.06	46.65	4.027	209
Fund: Stabilization						
Federal Agency Coupon Securities	1	10,000,000.00	10,032,100.00	2.26	3.885	1,018

Collin Co Comm College Dist.
 Summary by Type
 March 31, 2023
 Grouped by Fund

Security Type	Number of Investments	Par Value	Remaining Cost	% of Portfolio	Average YTM 365	Average Days to Maturity
Fund: Stabilization						
Commercial Paper Disc. -Amortizing	2	20,000,000.00	19,348,608.34	4.35	4.665	119
Treasury Coupon Securities	1	5,000,000.00	4,981,054.69	1.12	3.126	121
Texpool	1	27,282,806.81	27,282,806.81	6.14	4.611	1
Subtotal	5	62,282,806.81	61,644,569.84	13.87	4.391	213
Total and Average	36	447,789,093.39	444,482,357.91	100.00	4.050	192

Collin Co Comm College Dist.
Fund BLDG - Building
Investments by Fund
March 31, 2023

Patterson & Associates
 901 S. MoPac
 Suite 195
 Austin, TX 78746
 -

CUSIP	Investment #	Issuer	Purchase Date	Book Value	Par Value	Market Value	Current Rate	YTM 360	YTM 365	Maturity Date	Days To Maturity
Commercial Paper Disc. -Amortizing											
22533UXT5	10202	Credit Agricole CP	03/02/2023	4,851,377.77	5,000,000.00	4,849,995.00		5.382	5.457	10/27/2023	209
Subtotal and Average				4,851,377.77	5,000,000.00	4,849,995.00		5.383	5.457		209
Federal Agency Coupon Securities											
3133EN5Q9	10197	FFCB Note	01/11/2023	5,012,175.66	5,000,000.00	5,007,888.10	4.500	4.295	4.355	01/10/2025	650
3130ATUC9	10196	FHLB Note	01/10/2023	10,100,145.91	10,000,000.00	10,066,495.50	4.500	4.041	4.098	12/12/2025	986
3130ALJ70	10172	FHLB Call Note	03/12/2021	5,000,000.00	5,000,000.00	4,803,358.30	0.400	0.394	0.400	03/12/2024	346
3130AMT85	10175	FHLB Call Note	06/28/2021	10,000,000.00	10,000,000.00	9,483,275.50	0.400	0.394	0.400	06/28/2024	454
3130ANNS5	10176	FHLB Call Note	08/30/2021	5,000,000.00	5,000,000.00	4,723,792.70	0.500	0.493	0.500	08/28/2024	515
3130AQCM3	10178	FHLB Call Note	12/20/2021	5,000,000.00	5,000,000.00	4,725,047.05	1.000	0.986	1.000	12/20/2024	629
Subtotal and Average				40,112,321.57	40,000,000.00	38,809,857.15		1.886	1.913		628
Treasury Coupon Securities											
912828YE4	10179	T Note	04/18/2022	4,916,819.43	5,000,000.00	4,785,940.00	1.250	2.432	2.466	08/31/2024	518
Subtotal and Average				4,916,819.43	5,000,000.00	4,785,940.00		2.433	2.467		518
TexStar											
2450	10007	TexStar	02/01/2016	29,008,651.88	29,008,651.88	29,008,651.88	4.607	4.543	4.606		1
Subtotal and Average				29,008,651.88	29,008,651.88	29,008,651.88		4.543	4.607		1
Texpool											
700001	10009	Texpool	02/01/2016	34,366,205.64	34,366,205.64	34,366,205.64	4.611	4.547	4.610		1
Subtotal and Average				34,366,205.64	34,366,205.64	34,366,205.64		4.548	4.611		1
Total Investments and Average				113,255,376.29	113,374,857.52	111,820,649.67		3.548	3.597		254

**Fund BOND20 - 2020 Bond Series
Investments by Fund
March 31, 2023**

CUSIP	Investment #	Issuer	Purchase Date	Book Value	Par Value	Market Value	Current Rate	YTM 360	YTM 365	Maturity Days To Date Maturity
Texpool										
700006A	10164	Texpool	04/29/2020	33,811,425.89	33,811,425.89	33,811,425.89	4.611	4.547	4.610	1
Subtotal and Average				33,811,425.89	33,811,425.89	33,811,425.89		4.548	4.611	1
Total Investments and Average				33,811,425.89	33,811,425.89	33,811,425.89		4.548	4.611	1

**Fund DS - Debt Service
Investments by Fund
March 31, 2023**

CUSIP	Investment #	Issuer	Purchase Date	Book Value	Par Value	Market Value	Current Rate	YTM 360	YTM 365	Maturity Days To Date Maturity
Texpool										
700004	10010	Texpool	02/01/2016	28,456,819.61	28,456,819.61	28,456,819.61	4.611	4.547	4.610	1
Subtotal and Average				28,456,819.61	28,456,819.61	28,456,819.61		4.548	4.611	1
Texas Range										
1291-01	10141	TexasDAILY	02/04/2019	21.05	21.05	21.05	4.700	4.635	4.700	1
Subtotal and Average				21.05	21.05	21.05		4.636	4.700	1
Total Investments and Average				28,456,840.66	28,456,840.66	28,456,840.66		4.548	4.611	1

**Fund OPER - Operating
Investments by Fund
March 31, 2023**

CUSIP	Investment #	Issuer	Purchase Date	Book Value	Par Value	Market Value	Current Rate	YTM 360	YTM 365	Maturity Date	Days To Maturity
Commercial Paper Disc. -Amortizing											
78009BR61	10190	Royal Bank of Canada CP	07/15/2022	9,994,958.33	10,000,000.00	9,991,970.00		3.777	3.829	04/06/2023	5
87019SYQ1	10203	Swedbank CP	03/02/2023	9,658,983.34	10,000,000.00	9,661,640.00		5.454	5.529	11/24/2023	237
Subtotal and Average				19,653,941.67	20,000,000.00	19,653,610.00		4.601	4.665		119
Federal Agency Coupon Securities											
31422XMV1	10177	FRMAC Call Note	10/04/2021	5,000,000.00	5,000,000.00	4,710,584.80	0.500	0.493	0.500	10/04/2024	552
3133ENYX2	10193	FFCB Note	07/25/2022	4,999,840.18	5,000,000.00	4,920,380.35	3.250	3.207	3.251	06/17/2024	443
3133ENZ94	10199	FFCB Note	01/19/2023	10,027,623.20	10,000,000.00	10,015,540.20	4.500	4.259	4.318	11/18/2024	597
3133EN7J3	10201	FFCB Note	02/02/2023	7,474,049.58	7,500,000.00	7,471,452.45	3.875	3.950	4.005	02/02/2026	1,038
3133EL5J9	10167	FFCB Call Note	09/16/2020	5,000,000.00	5,000,000.00	4,900,230.95	0.300	0.305	0.310	09/01/2023	153
3133EL6U3	10169	FFCB Call Note	09/16/2020	5,000,000.00	5,000,000.00	4,891,511.90	0.280	0.309	0.313	09/14/2023	166
3134GXZT4	10183	FHLMC Call Note	07/14/2022	5,000,000.00	5,000,000.00	4,915,446.80	4.000	3.945	4.000	07/14/2025	835
3135G03U5	10194	FNMA Note	08/05/2022	4,752,709.11	5,000,000.00	4,646,293.35	0.625	3.107	3.150	04/22/2025	752
3135G04Z3	10200	FNMA Note	01/23/2023	6,953,164.58	7,500,000.00	6,926,832.98	0.500	3.935	3.990	06/17/2025	808
Subtotal and Average				54,207,386.65	55,000,000.00	53,398,273.78		2.872	2.912		621
Treasury Coupon Securities											
91282CAW1	10180	T Note	05/16/2022	5,920,526.35	6,000,000.00	5,835,468.00	0.250	2.394	2.428	11/15/2023	228
91282CCC3	10181	T Note	05/16/2022	5,846,381.64	6,000,000.00	5,721,564.00	0.250	2.571	2.607	05/15/2024	410
912828ZT0	10182	T Note	06/15/2022	4,675,866.53	5,000,000.00	4,611,135.00	0.250	3.376	3.423	05/31/2025	791
Subtotal and Average				16,442,774.52	17,000,000.00	16,168,167.00		2.737	2.775		452
TexStar											
5450	10008	TexStar	02/01/2016	11,617,868.84	11,617,868.84	11,617,868.84	4.607	4.543	4.606		1
Subtotal and Average				11,617,868.84	11,617,868.84	11,617,868.84		4.543	4.607		1
Texpool											
700003	10011	Texpool	02/01/2016	100,828,526.07	100,828,526.07	100,828,526.07	4.611	4.547	4.610		1
Subtotal and Average				100,828,526.07	100,828,526.07	100,828,526.07		4.548	4.611		1
JPMorgan Chase											
7828	10012	JPMorgan Chase Commercial Chkg	02/01/2016	146,149.69	146,149.69	146,149.69					1
Subtotal and Average				146,149.69	146,149.69	146,149.69		0.000	0.000		1

**Fund OPER - Operating
Investments by Fund
March 31, 2023**

CUSIP	Investment #	Issuer	Purchase Date	Book Value	Par Value	Market Value	Current Rate	YTM 360	YTM 365	Maturity Days To Date Maturity
Texas Range										
1291-00	10142	TexasDAILY	02/06/2019	5,270,617.91	5,270,617.91	5,270,617.91	4.700	4.635	4.700	1
Subtotal and Average				5,270,617.91	5,270,617.91	5,270,617.91		4.636	4.700	1
Total Investments and Average				208,167,265.35	209,863,162.51	207,083,213.29		3.972	4.027	209

**Fund STABL - Stabilization
Investments by Fund
March 31, 2023**

CUSIP	Investment #	Issuer	Purchase Date	Book Value	Par Value	Market Value	Current Rate	YTM 360	YTM 365	Maturity Date	Days To Maturity
Commercial Paper Disc. -Amortizing											
62479MYQ0	10204	MUFG Bank CP	03/02/2023	9,658,983.34	10,000,000.00	9,662,230.00		5.454	5.529	11/24/2023	237
78009BR61	10191	Royal Bank of Canada CP	07/15/2022	9,994,958.33	10,000,000.00	9,991,970.00	3.630	3.777	3.829	04/06/2023	5
Subtotal and Average				19,653,941.67	20,000,000.00	19,654,200.00		4.601	4.665		119
Federal Agency Coupon Securities											
3133EN6A3	10198	FFCB Note	01/17/2023	10,029,892.38	10,000,000.00	9,995,737.40	4.000	3.831	3.885	01/13/2026	1,018
Subtotal and Average				10,029,892.38	10,000,000.00	9,995,737.40		3.832	3.885		1,018
Treasury Coupon Securities											
912828Y61	10192	T Note	07/20/2022	4,993,903.24	5,000,000.00	4,966,795.00	2.750	3.083	3.125	07/31/2023	121
Subtotal and Average				4,993,903.24	5,000,000.00	4,966,795.00		3.083	3.126		121
Texpool											
700005	10050	Texpool	01/24/2018	27,282,806.81	27,282,806.81	27,282,806.81	4.611	4.547	4.610		1
Subtotal and Average				27,282,806.81	27,282,806.81	27,282,806.81		4.548	4.611		1
Total Investments and Average				61,960,544.10	62,282,806.81	61,899,539.21		4.331	4.391		212

**Collin Co Comm College Dist.
Cash Reconciliation Report
For the Period March 1, 2023 - March 31, 2023**

Patterson & Associates
901 S. MoPac
Suite 195
Austin, TX 78746
-

Trans. Date	Investment #	Fund	Trans. Type	Security ID	Par Value	Security Description	Maturity Date	Purchases	Interest	Redemptions	Cash
03/01/2023	10167	OPER	Interest	3133EL5J9	5,000,000.00	FFCBC 5.0M 0.30% Mat. 09/01/2023	09/01/2023	0.00	7,500.00	0.00	7,500.00
03/02/2023	10202	BLDG	Purchase	22533UXT5	5,000,000.00	CREDAG 5.0M 0.00% Mat.	10/27/2023	-4,830,044.44	0.00	0.00	-4,830,044.44
03/02/2023	10203	OPER	Purchase	87019SYQ1	10,000,000.00	SWEDBK 10.0M 0.00% Mat.	11/24/2023	-9,615,816.67	0.00	0.00	-9,615,816.67
03/02/2023	10204	STABL	Purchase	62479MYQ0	10,000,000.00	MUFGBK 10.0M 0.00% Mat.	11/24/2023	-9,615,816.67	0.00	0.00	-9,615,816.67
03/12/2023	10172	BLDG	Interest	3130ALJ70	5,000,000.00	FHLBC 5.0M 0.40% Mat. 03/12/2024	03/12/2024	0.00	10,000.00	0.00	10,000.00
03/13/2023	10188	OPER	Maturity	63873KQD2	10,000,000.00	NATICP 10.0M 0.00% Mat.	03/13/2023	0.00	0.00	10,000,000.00	10,000,000.00
03/13/2023	10189	STABL	Maturity	63873KQD2	10,000,000.00	NATICP 10.0M 3.37% Mat.	03/13/2023	0.00	0.00	10,000,000.00	10,000,000.00
03/14/2023	10169	OPER	Interest	3133EL6U3	5,000,000.00	FFCBC 5.0M 0.28% Mat. 09/14/2023	09/14/2023	0.00	7,000.00	0.00	7,000.00
Subtotal								-24,061,677.78	24,500.00	20,000,000.00	-4,037,177.78
Total								-24,061,677.78	24,500.00	20,000,000.00	-4,037,177.78

**Collin Co Comm College Dist.
Purchases Report
Sorted by Fund - Fund
March 1, 2023 - March 31, 2023**

Patterson & Associates
901 S. MoPac
Suite 195
Austin, TX 78746
-

CUSIP	Investment #	Fund	Sec. Type	Issuer	Original Par Value	Purchase Date	Payment Periods	Principal Purchased	Accrued Interest at Purchase	Rate at Purchase	Maturity Date	YTM	Ending Book Value
Building													
22533UXT5	10202	BLDG	ACP	CREDAG	5,000,000.00	03/02/2023	10/27 - At Maturity	4,830,044.44			10/27/2023	5.383	4,851,377.77
				Subtotal	5,000,000.00			4,830,044.44	0.00				4,851,377.77
Operating													
87019SYQ1	10203	OPER	ACP	SWEDBK	10,000,000.00	03/02/2023	11/24 - At Maturity	9,615,816.67			11/24/2023	5.454	9,658,983.34
				Subtotal	10,000,000.00			9,615,816.67	0.00				9,658,983.34
Stabilization													
62479MYQ0	10204	STABL	ACP	MUFGBK	10,000,000.00	03/02/2023	11/24 - At Maturity	9,615,816.67			11/24/2023	5.454	9,658,983.34
				Subtotal	10,000,000.00			9,615,816.67	0.00				9,658,983.34
				Total Purchases	25,000,000.00			24,061,677.78	0.00				24,169,344.45



Collin Co Comm College Dist.
Maturity Report
Sorted by Maturity Date
Amounts due during March 1, 2023 - March 31, 2023

Patterson & Associates
901 S. MoPac
Suite 195
Austin, TX 78746
-

CUSIP	Investment #	Fund	Sec. Type	Issuer	Par Value	Maturity Date	Purchase Date	Rate at Maturity	Book Value at Maturity	Interest	Maturity Proceeds	Net Income
63873KQD2	10188	OPER	ACP	NATICP	10,000,000.00	03/13/2023	07/15/2022		10,000,000.00	0.00	10,000,000.00	0.00
63873KQD2	10189	STABL	ACP	NATICP	10,000,000.00	03/13/2023	07/15/2022	3.370	10,000,000.00	0.00	10,000,000.00	0.00
Total Maturities					20,000,000.00				20,000,000.00	0.00	20,000,000.00	0.00

Collin Co Comm College Dist.
Interest Earnings
Sorted by Fund - Fund
March 1, 2023 - March 31, 2023
Yield on Beginning Book Value

Patterson & Associates
 901 S. MoPac
 Suite 195
 Austin, TX 78746
 -

CUSIP	Investment #	Fund	Security Type	Ending Par Value	Beginning Book Value	Ending Book Value	Maturity Date	Current Rate	Annualized Yield	Adjusted Interest Earnings		
										Interest Earned	Amortization/ Accretion	Adjusted Interest Earnings
Fund: Building												
3133EN5Q9	10197	BLDG	FAC	5,000,000.00	5,012,747.29	5,012,175.66	01/10/2025	4.500	4.270	18,750.00	-571.63	18,178.37
3130ATUC9	10196	BLDG	FAC	10,000,000.00	10,103,240.02	10,100,145.91	12/12/2025	4.500	4.010	37,500.00	-3,094.11	34,405.89
912828YE4	10179	BLDG	TRC	5,000,000.00	4,911,841.44	4,916,819.43	08/31/2024	1.250	2.455	5,264.94	4,977.99	10,242.93
2450	10007	BLDG	RRP	29,008,651.88	28,895,598.70	29,008,651.88		4.607	4.607	113,053.18	0.00	113,053.18
700001	10009	BLDG	RR2	34,366,205.64	39,244,051.99	34,366,205.64		4.611	4.060	135,317.04	0.00	135,317.04
3130ANNS5	10176	BLDG	FAC	5,000,000.00	5,000,000.00	5,000,000.00	08/28/2024	0.500	0.491	2,083.34	0.00	2,083.34
3130AMT85	10175	BLDG	FAC	10,000,000.00	10,000,000.00	10,000,000.00	06/28/2024	0.400	0.392	3,333.33	0.00	3,333.33
3130AOCM3	10178	BLDG	FAC	5,000,000.00	5,000,000.00	5,000,000.00	12/20/2024	1.000	0.981	4,166.67	0.00	4,166.67
3130ALJ70	10172	BLDG	FAC	5,000,000.00	5,000,000.00	5,000,000.00	03/12/2024	0.400	0.392	1,666.67	0.00	1,666.67
22533UXT5	10202	BLDG	ACP	5,000,000.00	0.00	4,851,377.77	10/27/2023		5.374	0.00	21,333.33	21,333.33
			Subtotal	113,374,857.52	113,167,479.44	113,255,376.29			3.435	321,135.17	22,645.58	343,780.75
Fund: 2020 Bond Series												
700006A	10164	BOND20	RR2	33,811,425.89	34,245,002.57	33,811,425.89		4.611	4.608	134,027.76	0.00	134,027.76
			Subtotal	33,811,425.89	34,245,002.57	33,811,425.89			4.608	134,027.76	0.00	134,027.76
Fund: Debt Service												
700004	10010	DS	RR2	28,456,819.61	22,197,365.87	28,456,819.61		4.611	4.809	90,663.48	0.00	90,663.48
1291-01	10141	DS	RR5	21.05	20.97	21.05		4.700	4.492	0.08	0.00	0.08
			Subtotal	28,456,840.66	22,197,386.84	28,456,840.66			4.809	90,663.56	0.00	90,663.56
Fund: Operating												
3135G04Z3	10200	OPER	FAC	7,500,000.00	6,932,555.21	6,953,164.58	06/17/2025	0.500	4.031	3,125.00	20,609.37	23,734.37
3135G03U5	10194	OPER	FAC	5,000,000.00	4,742,697.33	4,752,709.11	04/22/2025	0.625	3.132	2,604.16	10,011.78	12,615.94
3133ENYX2	10193	OPER	FAC	5,000,000.00	4,999,829.18	4,999,840.18	06/17/2024	3.250	3.192	13,541.66	11.00	13,552.66
3133ENZ94	10199	OPER	FAC	10,000,000.00	10,029,034.95	10,027,623.20	11/18/2024	4.500	4.237	37,500.00	-1,411.75	36,088.25
3133EN7J3	10201	OPER	FAC	7,500,000.00	7,473,287.08	7,474,049.58	02/02/2026	3.875	3.936	24,218.75	762.50	24,981.25
91282CAW1	10180	OPER	TRC	6,000,000.00	5,909,720.72	5,920,526.35	11/15/2023	0.250	2.409	1,284.53	10,805.63	12,090.16
91282ZT0	10182	OPER	TRC	5,000,000.00	4,663,163.45	4,675,866.53	05/31/2025	0.250	3.476	1,064.56	12,703.08	13,767.64

Collin Co Comm College Dist.
Interest Earnings
March 1, 2023 - March 31, 2023

CUSIP	Investment #	Fund	Security Type	Ending Par Value	Beginning Book Value	Ending Book Value	Maturity Date	Current Rate	Annualized Yield	Adjusted Interest Earnings		
										Interest Earned	Amortization/ Accretion	Adjusted Interest Earnings
Fund: Operating												
91282CCC3	10181	OPER	TRC	6,000,000.00	5,834,766.59	5,846,381.64	05/15/2024	0.250	2.603	1,284.53	11,615.05	12,899.58
5450	10008	OPER	RRP	11,617,868.84	11,572,591.39	11,617,868.84		4.607	4.607	45,277.45	0.00	45,277.45
700003	10011	OPER	RR2	100,828,526.07	110,995,700.83	100,828,526.07		4.611	4.609	434,508.45	0.00	434,508.45
7828	10012	OPER	RR3	146,149.69	119,829.89	146,149.69				0.00	0.00	0.00
3134GXZT4	10183	OPER	FAC	5,000,000.00	5,000,000.00	5,000,000.00	07/14/2025	4.000	3.925	16,666.67	0.00	16,666.67
31422XMV1	10177	OPER	FAC	5,000,000.00	5,000,000.00	5,000,000.00	10/04/2024	0.500	0.491	2,083.34	0.00	2,083.34
3133EL6U3	10169	OPER	FAC	5,000,000.00	5,000,000.00	5,000,000.00	09/14/2023	0.280	0.275	1,166.67	0.00	1,166.67
3133EL5J9	10167	OPER	FAC	5,000,000.00	5,000,000.00	5,000,000.00	09/01/2023	0.300	0.294	1,250.00	0.00	1,250.00
1291-00	10142	OPER	RR5	5,270,617.91	5,249,669.48	5,270,617.91		4.700	4.698	20,948.43	0.00	20,948.43
63873KQD2	10188	OPER	ACP	0.00	9,988,766.67	0.00	03/13/2023		3.421	0.00	11,233.33	11,233.33
78009BR61	10190	OPER	ACP	10,000,000.00	9,963,700.00	9,994,958.33	04/06/2023		3.694	0.00	31,258.33	31,258.33
87019SYQ1	10203	OPER	ACP	10,000,000.00	0.00	9,658,983.34	11/24/2023		5.462	0.00	43,166.67	43,166.67
			Subtotal	209,863,162.51	218,475,312.77	208,167,265.35			4.023	606,524.20	150,764.99	757,289.19
Fund: Stabilization												
3133EN6A3	10198	STABL	FAC	10,000,000.00	10,030,787.36	10,029,892.38	01/13/2026	4.000	3.808	33,333.34	-894.98	32,438.36
912828Y61	10192	STABL	TRC	5,000,000.00	4,992,341.26	4,993,903.24	07/31/2023	2.750	3.145	11,774.87	1,561.98	13,336.85
700005	10050	STABL	RR2	27,282,806.81	36,791,012.30	27,282,806.81		4.611	3.444	107,611.18	0.00	107,611.18
63873KQD2	10189	STABL	ACP	0.00	9,988,766.67	0.00	03/13/2023	3.370	3.421	0.00	11,233.33	11,233.33
78009BR61	10191	STABL	ACP	10,000,000.00	9,963,700.00	9,994,958.33	04/06/2023	3.630	3.694	0.00	31,258.33	31,258.33
62479MYQ0	10204	STABL	ACP	10,000,000.00	0.00	9,658,983.34	11/24/2023		5.462	0.00	43,166.67	43,166.67
			Subtotal	62,282,806.81	71,766,607.59	61,960,544.10			3.755	152,719.39	86,325.33	239,044.72
			Total	447,789,093.39	459,851,789.21	445,651,452.29			3.913	1,305,070.08	259,735.90	1,564,805.98

**Collin Co Comm College Dist.
Amortization Schedule
March 1, 2023 - March 31, 2023
Sorted By Fund - Fund**

Patterson & Associates
901 S. MoPac
Suite 195
Austin, TX 78746
-

Investment #	Maturity Date	Beginning Par Value				Amounts Amortized				
Issuer	Fund	Amort. Date	Current Rate	Purchase Principal	Original Premium or Discount	Ending Book Value	And Unamortized As of 03/01/2023	Amount Amortized This Period	Amt Amortized Through 03/31/2023	Amount Unamortized Through 03/31/2023
Building										
10202 Credit Agricole CP	BLDG	10/27/2023	5,000,000.00	4,830,044.44	-169,955.56	4,851,377.77	0.00 -169,955.56	21,333.33	21,333.33	-148,622.23
10197 FFCB Note	BLDG	01/10/2025	5,000,000.00 4.500	5,013,700.00	13,700.00	5,012,175.66	-952.71 12,747.29	-571.63	-1,524.34	12,175.66
10196 FHLB Note	BLDG	12/12/2025	10,000,000.00 4.500	10,108,500.00	108,500.00	10,100,145.91	-5,259.98 103,240.02	-3,094.11	-8,354.09	100,145.91
10179 T Note	BLDG	08/31/2024	5,000,000.00 1.250	4,860,937.50	-139,062.50	4,916,819.43	50,903.94 -88,158.56	4,977.99	55,881.93	-83,180.57
			Subtotal	24,813,181.94	-186,818.06	24,880,518.77	44,691.25 -142,126.81	22,645.58	67,336.83	-119,481.23
Operating										
10193 FFCB Note	OPER	06/17/2024	5,000,000.00 3.250	4,999,750.00	-250.00	4,999,840.18	79.18 -170.82	11.00	90.18	-159.82
10199 FFCB Note	OPER	11/18/2024	10,000,000.00 4.500	10,031,011.40	31,011.40	10,027,623.20	-1,976.45 29,034.95	-1,411.75	-3,388.20	27,623.20
10201 FFCB Note	OPER	02/02/2026	7,500,000.00 3.875	7,472,550.00	-27,450.00	7,474,049.58	737.08 -26,712.92	762.50	1,499.58	-25,950.42
10167 FFCB Call Note	OPER	09/01/2023 09/01/2021	5,000,000.00 0.300	4,998,500.00	-1,500.00	5,000,000.00	1,500.00 0.00	0.00	1,500.00	0.00
10169 FFCB Call Note	OPER	09/14/2023 09/14/2021	5,000,000.00 0.280	4,995,000.00	-5,000.00	5,000,000.00	5,000.00 0.00	0.00	5,000.00	0.00
10194 FNMA Note	OPER	04/22/2025	5,000,000.00 0.625	4,673,949.80	-326,050.20	4,752,709.11	68,747.53 -257,302.67	10,011.78	78,759.31	-247,290.89
10200 FNMA Note	OPER	06/17/2025	7,500,000.00 0.500	6,906,450.00	-593,550.00	6,953,164.58	26,105.21 -567,444.79	20,609.37	46,714.58	-546,835.42
10188 Natixis NY CP	OPER	03/13/2023	10,000,000.00	9,774,397.22	-225,602.78	0.00	214,369.45 -11,233.33	11,233.33	225,602.78	0.00
10190 Royal Bank of Canada CP	OPER	04/06/2023	10,000,000.00	9,732,791.67	-267,208.33	9,994,958.33	230,908.33 -36,300.00	31,258.33	262,166.66	-5,041.67
10203 Swedbank CP	OPER	11/24/2023	10,000,000.00	9,615,816.67	-384,183.33	9,658,983.34	0.00 -384,183.33	43,166.67	43,166.67	-341,016.66
10180 T Note	OPER	11/15/2023	6,000,000.00 0.250	5,808,984.38	-191,015.62	5,920,526.35	100,736.34 -90,279.28	10,805.63	111,541.97	-79,473.65

**Collin Co Comm College Dist.
Amortization Schedule
March 1, 2023 - March 31, 2023**

Investment #	Maturity Date	Beginning Par Value				Amounts Amortized				
Issuer	Fund	Amort. Date	Current Rate	Purchase Principal	Original Premium or Discount	Ending Book Value	And Unamortized As of 03/01/2023	Amount Amortized This Period	Amt Amortized Through 03/31/2023	Amount Unamortized Through 03/31/2023
Operating										
10181 T Note	OPER	05/15/2024	6,000,000.00 0.250	5,726,484.38	-273,515.62	5,846,381.64	108,282.21 -165,233.41	11,615.05	119,897.26	-153,618.36
10182 T Note	OPER	05/31/2025	5,000,000.00 0.250	4,557,031.25	-442,968.75	4,675,866.53	106,132.20 -336,836.55	12,703.08	118,835.28	-324,133.47
			Subtotal	89,292,716.77	-2,707,283.23	80,304,102.84	860,621.08 -1,846,662.15	150,764.99	1,011,386.07	-1,695,897.16
Stabilization										
10198 FFCB Note	STABL	01/13/2026	10,000,000.00 4.000	10,032,100.00	32,100.00	10,029,892.38	-1,312.64 30,787.36	-894.98	-2,207.62	29,892.38
10204 MUFG Bank CP	STABL	11/24/2023	10,000,000.00	9,615,816.67	-384,183.33	9,658,983.34	0.00 -384,183.33	43,166.67	43,166.67	-341,016.66
10189 Natixis NY CP	STABL	03/13/2023	10,000,000.00 3.370	9,774,397.22	-225,602.78	0.00	214,369.45 -11,233.33	11,233.33	225,602.78	0.00
10191 Royal Bank of Canada CP	STABL	04/06/2023	10,000,000.00 3.630	9,732,791.67	-267,208.33	9,994,958.33	230,908.33 -36,300.00	31,258.33	262,166.66	-5,041.67
10192 T Note	STABL	07/31/2023	5,000,000.00 2.750	4,981,054.69	-18,945.31	4,993,903.24	11,286.57 -7,658.74	1,561.98	12,848.55	-6,096.76
			Subtotal	44,136,160.25	-863,839.75	34,677,737.29	455,251.71 -408,588.04	86,325.33	541,577.04	-322,262.71
			Total	158,242,058.96	-3,757,941.04	139,862,358.90	1,360,564.04 -2,397,377.00	259,735.90	1,620,299.94	-2,137,641.10

**Collin Co Comm College Dist.
Projected Cashflow Report
Sorted by Monthly
For the Period April 1, 2023 - October 31, 2023**

Patterson & Associates
901 S. MoPac
Suite 195
Austin, TX 78746
-

Projected Trans. Date	Investment #	Fund	Security ID	Transaction Type	Issuer	Par Value	Original Cost	Principal	Interest	Total
April 2023										
04/04/2023	10177	OPER	31422XMV1	Interest	FRMAC Call Note	0.00	0.00	0.00	12,500.00	12,500.00
04/04/2023	10177	OPER	31422XMV1	Call	FRMAC Call Note	5,000,000.00	5,000,000.00	5,000,000.00	0.00	5,000,000.00
04/06/2023	10190	OPER	78009BR61	Maturity	Royal Bank of Canada CP	10,000,000.00	9,732,791.67	10,000,000.00	0.00	10,000,000.00
04/06/2023	10191	STABL	78009BR61	Maturity	Royal Bank of Canada CP	10,000,000.00	9,732,791.67	10,000,000.00	0.00	10,000,000.00
04/12/2023	10172	BLDG	3130ALJ70	Call	FHLB Call Note	5,000,000.00	5,000,000.00	5,000,000.00	0.00	5,000,000.00
04/22/2023	10194	OPER	3135G03U5	Interest	FNMA Note	0.00	0.00	0.00	15,625.00	15,625.00
Total for April 2023						30,000,000.00	29,465,583.34	30,000,000.00	28,125.00	30,028,125.00
May 2023										
05/15/2023	10180	OPER	91282CAW1	Interest	T Note	0.00	0.00	0.00	7,500.00	7,500.00
05/15/2023	10181	OPER	91282CCC3	Interest	T Note	0.00	0.00	0.00	7,500.00	7,500.00
05/18/2023	10199	OPER	3133ENZ94	Interest	FFCB Note	0.00	0.00	0.00	225,000.00	225,000.00
05/28/2023	10176	BLDG	3130ANNS5	Call	FHLB Call Note	5,000,000.00	5,000,000.00	5,000,000.00	0.00	5,000,000.00
05/31/2023	10182	OPER	912828ZT0	Interest	T Note	0.00	0.00	0.00	6,250.00	6,250.00
Total for May 2023						5,000,000.00	5,000,000.00	5,000,000.00	246,250.00	5,246,250.00
June 2023										
06/12/2023	10196	BLDG	3130ATUC9	Interest	FHLB Note	0.00	0.00	0.00	273,750.00	273,750.00
06/17/2023	10193	OPER	3133ENYX2	Interest	FFCB Note	0.00	0.00	0.00	81,250.00	81,250.00
06/17/2023	10200	OPER	3135G04Z3	Interest	FNMA Note	0.00	0.00	0.00	18,750.00	18,750.00
06/20/2023	10178	BLDG	3130AQCM3	Interest	FHLB Call Note	0.00	0.00	0.00	25,000.00	25,000.00
06/20/2023	10178	BLDG	3130AQCM3	Call	FHLB Call Note	5,000,000.00	5,000,000.00	5,000,000.00	0.00	5,000,000.00
06/28/2023	10175	BLDG	3130AMT85	Interest	FHLB Call Note	0.00	0.00	0.00	20,000.00	20,000.00
06/28/2023	10175	BLDG	3130AMT85	Call	FHLB Call Note	10,000,000.00	10,000,000.00	10,000,000.00	0.00	10,000,000.00
Total for June 2023						15,000,000.00	15,000,000.00	15,000,000.00	418,750.00	15,418,750.00
July 2023										
07/10/2023	10197	BLDG	3133EN5Q9	Interest	FFCB Note	0.00	0.00	0.00	112,500.00	112,500.00
07/13/2023	10198	STABL	3133EN6A3	Interest	FFCB Note	0.00	0.00	0.00	200,000.00	200,000.00
07/14/2023	10183	OPER	3134GXZT4	Interest	FHLMC Call Note	0.00	0.00	0.00	100,000.00	100,000.00
07/14/2023	10183	OPER	3134GXZT4	Call	FHLMC Call Note	5,000,000.00	5,000,000.00	5,000,000.00	0.00	5,000,000.00
07/31/2023	10192	STABL	912828Y61	Maturity	T Note	5,000,000.00	4,981,054.69	5,000,000.00	68,750.00	5,068,750.00

Collin Co Comm College Dist.
Projected Cashflow Report
For the Period April 1, 2023 - October 31, 2023

Projected Trans. Date	Investment #	Fund	Security ID	Transaction Type	Issuer	Par Value	Original Cost	Principal	Interest	Total
Total for July 2023						10,000,000.00	9,981,054.69	10,000,000.00	481,250.00	10,481,250.00
August 2023										
08/02/2023	10201	OPER	3133EN7J3	Interest	FFCB Note	0.00	0.00	0.00	145,312.50	145,312.50
08/28/2023	10176	BLDG	3130ANNS5	Interest	FHLB Call Note	0.00	0.00	0.00	12,500.00	12,500.00
08/31/2023	10179	BLDG	912828YE4	Interest	T Note	0.00	0.00	0.00	31,250.00	31,250.00
Total for August 2023						0.00	0.00	0.00	189,062.50	189,062.50
September 2023										
09/01/2023	10167	OPER	3133EL5J9	Maturity	FFCB Call Note	5,000,000.00	4,998,500.00	5,000,000.00	7,500.00	5,007,500.00
09/12/2023	10172	BLDG	3130ALJ70	Interest	FHLB Call Note	0.00	0.00	0.00	10,000.00	10,000.00
09/14/2023	10169	OPER	3133EL6U3	Maturity	FFCB Call Note	5,000,000.00	4,995,000.00	5,000,000.00	7,000.00	5,007,000.00
Total for September 2023						10,000,000.00	9,993,500.00	10,000,000.00	24,500.00	10,024,500.00
October 2023										
10/04/2023	10177	OPER	31422XMV1	Interest	FRMAC Call Note	0.00	0.00	0.00	12,500.00	12,500.00
10/22/2023	10194	OPER	3135G03U5	Interest	FNMA Note	0.00	0.00	0.00	15,625.00	15,625.00
10/27/2023	10202	BLDG	22533UXT5	Maturity	Credit Agricole CP	5,000,000.00	4,830,044.44	5,000,000.00	0.00	5,000,000.00
Total for October 2023						5,000,000.00	4,830,044.44	5,000,000.00	28,125.00	5,028,125.00
GRAND TOTALS:						75,000,000.00	74,270,182.47	75,000,000.00	1,416,062.50	76,416,062.50

Disclosures

Meeder Public Funds, Inc., is a registered investment adviser with the Securities and Exchange Commission (SEC) under the Investment Advisers Act of 1940. Registration with the SEC does not imply a certain level of skill or training. The opinions expressed in this presentation are those of Meeder Public Funds, Inc. The material presented has been derived from sources considered to be reliable, but the accuracy and completeness cannot be guaranteed.

Meeder provides monthly statements for its investment management clients to provide information about the investment portfolio. The information should not be used for audit or confirmation purposes. Please review your custodial statements and report any inaccuracies or discrepancies.

Certain information and data have been supplied by unaffiliated third parties. Although Meeder believes the information is reliable, it cannot warrant the accuracy of information offered by third parties. Market value may reflect prices received from pricing vendors when current market quotations are not available. Prices may not reflect firm bids or offers and may differ from the value at which the security can be sold.

Statements may include positions from unmanaged accounts provided for reporting purposes. Unmanaged accounts are managed directly by the client and are not included in the accounts managed by the investment adviser. This information is provided as a client convenience and the investment adviser assumes no responsibility for performance of these accounts or the accuracy of the data reported.

Investing involves risk. Past performance is no guarantee of future results. Debt and fixed income securities are subject to credit and interest rate risk. The investment return and principal value of an investment will fluctuate so that an investors shares, when redeemed, may be worth more or less than their original cost. Current performance may be lower or higher than the performance data quoted.

Investment advisory services are provided through Meeder Public Funds, Inc. Please contact us if you would like to receive a copy of our current ADV disclosure brochure or privacy policy.

**Meeder Public Funds
Patterson Group**

Barton Oaks Plaza II
901 S. MoPac Expy
Suite 195
Austin, Texas
78746

800.817.2442