



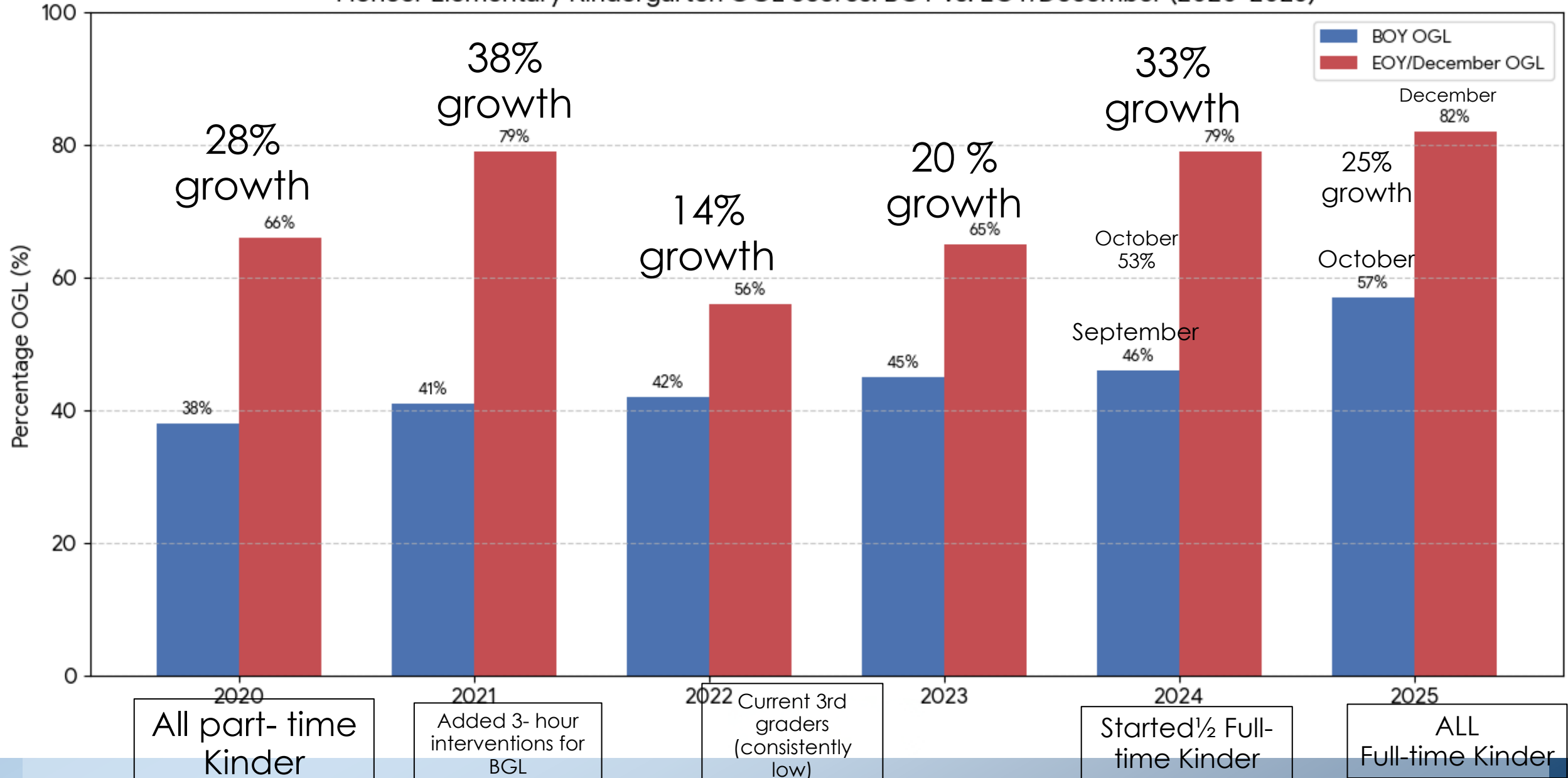
# Pioneer Elementary Data

2025-2026

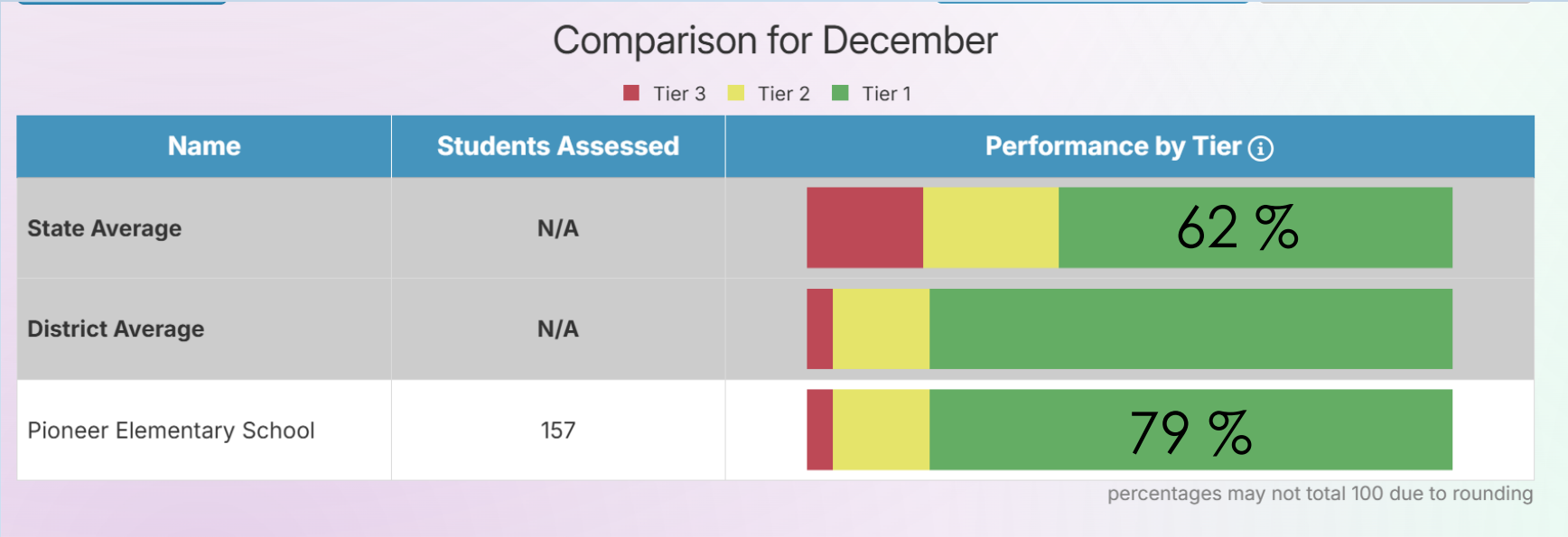
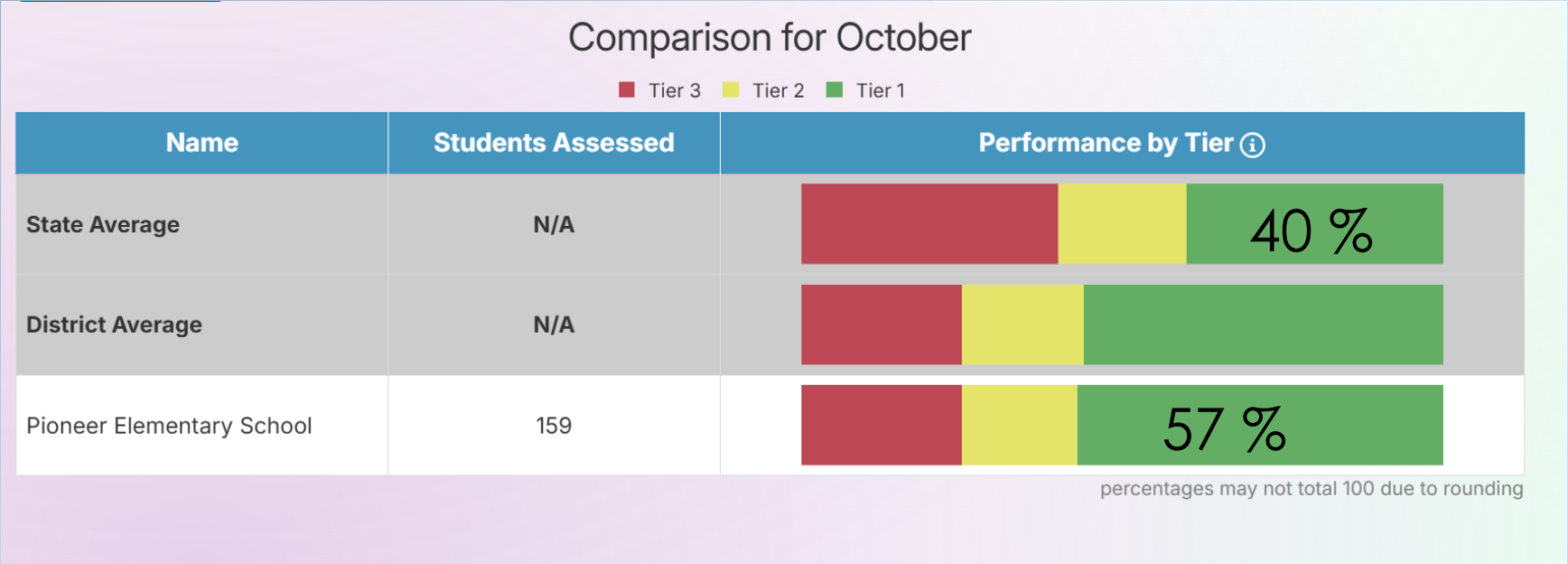


# Kindergarten 6 Year Data Comparison

Pioneer Elementary Kindergarten OGL Scores: BOY vs. EOY/December (2020-2025)



# Kindergarten State Comparison 2025



# Additional Pioneer Elementary Data

-The latest December assessment data shows that our current instructional strategies are highly effective. We are seeing significant growth in K-2, successfully reversing summer slide, and demonstrating cohort-over-cohort improvement. The data strongly validates our focus on structured literacy and tiered instruction.



# Current Data

Student Cohort (Current Grade)	End of Last Year(May 2025)	Start of This Year (Oct 2025)	Current Score (Dec 2025)
Current 3rd Grade	64% OGL	54% OGL	58% OGL
Current 2nd Grade	74% OGL	75% OGL	75% OGL
Current 1st Grade	79% OGL	67% OGL	80% OGL
Current Kindergarten	N/A	57% OGL*	82% OGL

## **This data tells us: Our Strategy is Working.**

The growth from October to December is exceptional. A 25% increase for Kindergarten and a 13% increase for 1st Grade in just 2 months of focused instruction shows our methods are having an immediate and significant impact.

# Comparison

## Comparison for December

■ Tier 3 ■ Tier 2 ■ Tier 1

Name	Students Assessed	Performance by Tier ⓘ		
State Average	N/A	19%	19%	62%
District Average	N/A			
Pioneer Elementary School	476	7%	14%	79%

percentages may not total 100 due to rounding

## This data tells us:

### -We Are Outpacing Last Year's Performance.

- **Kindergarten** has never seen this amount of growth in a short amount of time from BOY to MOY. They are showing a 25% growth OGL in 2 months. This is the first year of full time kindergarten for all students which will make the biggest impact.
- **1st Grade** is already at **80% OGL**, they have made up for summer slide and are showing growth in 2 months. First-grade growth is unprecedented for this point in the year, which is particularly notable since only half of these students attended full-time kindergarten. We believe this success is tied to program fidelity: 1st and 2nd graders are now in their second year of the *Structured Literacy* program. This contrasts sharply with current 3rd graders, who had only one year of the program and lacked consistent K-2 literacy instruction without structured literacy.
- **2nd Grade** completely *prevented* the typical summer slide, starting and maintaining their high performance (74% EOY to 75% BOY). They are staying consistent which is the goal in 2<sup>nd</sup> grade.



## **-We Are Closing Gaps.**

While the 1st Grade cohort experienced a summer slide (dropping from 79% to 67%), our instruction has already recovered all that ground and moved them up. This proves we can identify and close learning gaps rapidly.

## **-Our Assessments Are Reliable.**

Tracking last year's 2nd-grade students (now 3rd) shows their scores are consistent between the previous Istation test and the new AMIRA test. This cohort has consistently had lower scores and did not have explicit instruction K-1. This gives us confidence that we are comparing "apples to apples" and our data is sound.

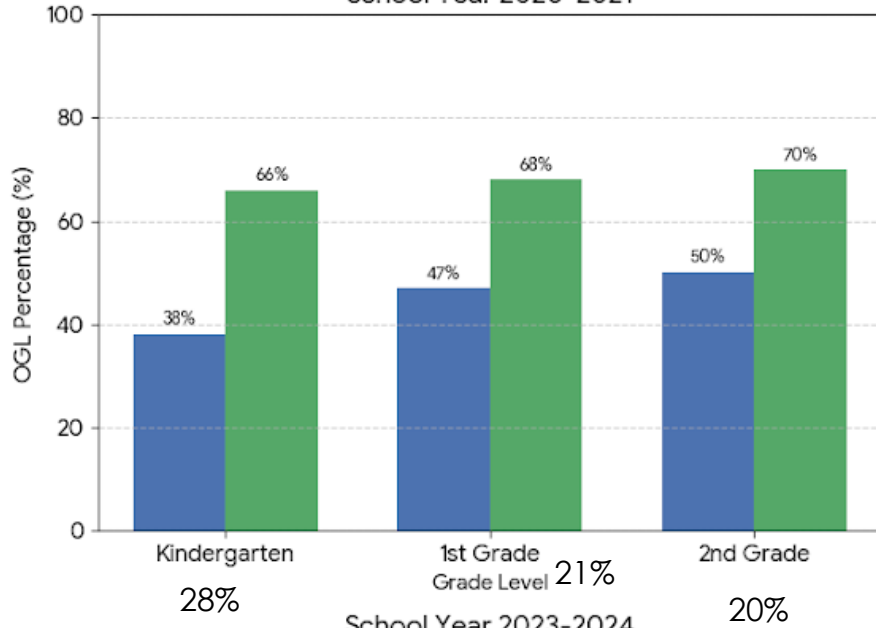
The data confirms our approach is effective. By continuing to focus on **structured literacy** and using this data to place students in **targeted Tier 2 and Tier 3 learning groups**, we can maintain this momentum, minimize gaps, and ensure students stay on track for grade-level success.

Academic growth is most rapid in the early grades. K-1 students consistently show steeper gains than older students, whose pace of growth naturally tapers. This pattern is precisely why **EARLY INTERVENTION** is our primary focus. We must capitalize on this critical window to get students on grade level quickly and implement strategies that *maintain* their proficiency as they advance. This is our collective challenge: to hold these gains and work toward the research-proven goal of 95% reading proficiency.

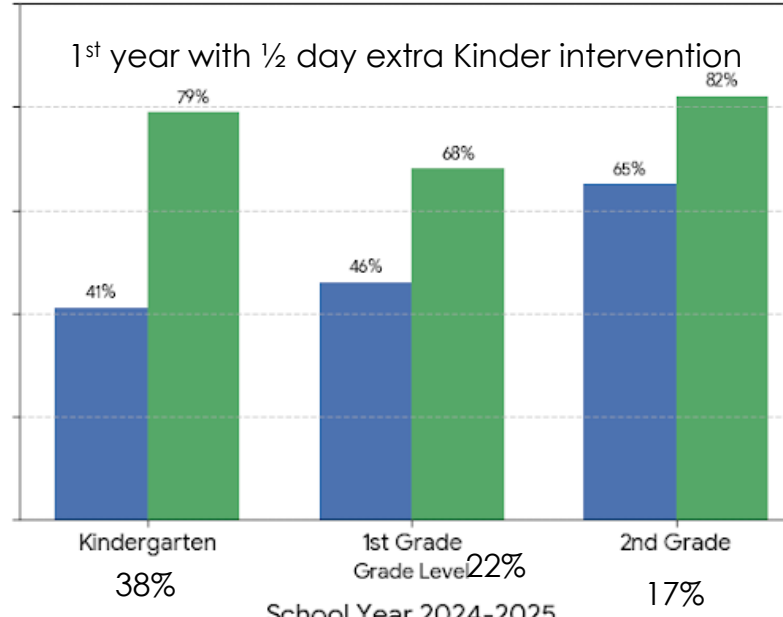
# 6 year BOY and EOY comparisons

Assessment Period  
BOY EOY

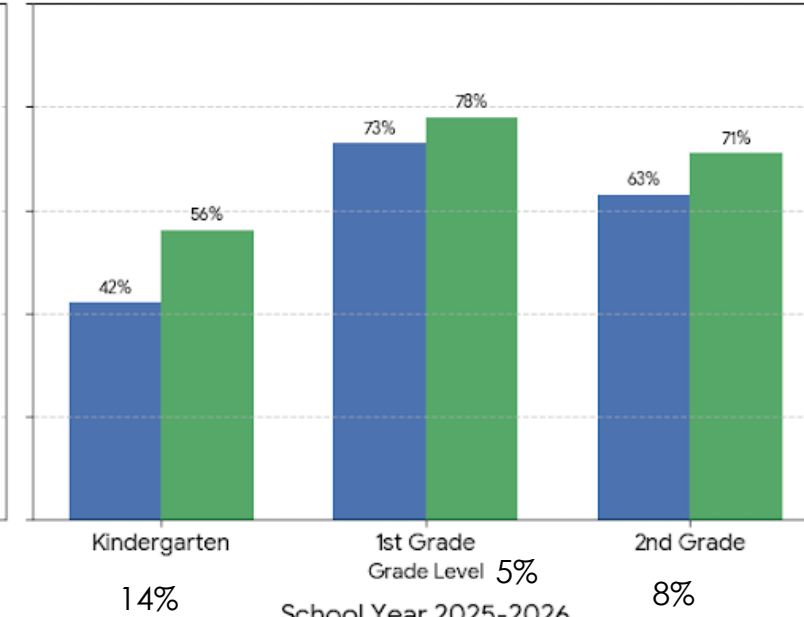
School Year 2020-2021



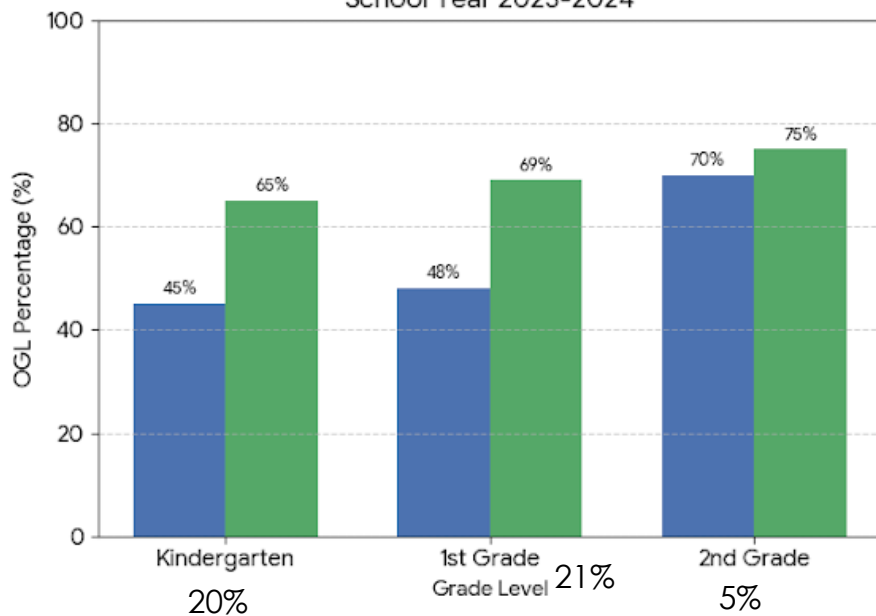
School Year 2021-2022



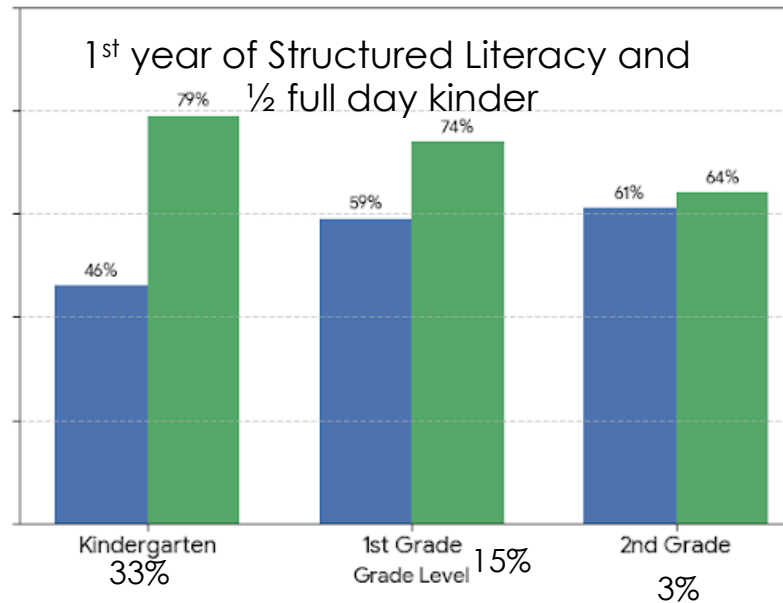
School Year 2022-2023



School Year 2023-2024



School Year 2024-2025



School Year 2025-2026

