



# DISD

## Career and Technical Education Board Report



TM

LAGRONE

— A C A D E M Y —

# Student Panel

---

**Emma Kolb - Senior**  
**Tyra Phillips - Junior**  
**Jason Lewis - Senior**  
**Nadiyah McCain - Junior**



**LAGRONE**  
— A C A D E M Y —

[Video Link](#)

# LaGrone Academy Enrollment

2021-2022

**FT**

CTE Seat Count--425

Unique Student Count--202

**PT**

Seat Count--1613

Unique Student Count--1541

# What is next?

Enrollment Coming Soon

Bond Project Expansion

Showcase



**LAGRONE**  
— A C A D E M Y —

“My student is really upset that they are missing school for a sick day.”

“All of the staff talk to us and connect with us.”

“What have you done with my child...they are excited about school!”

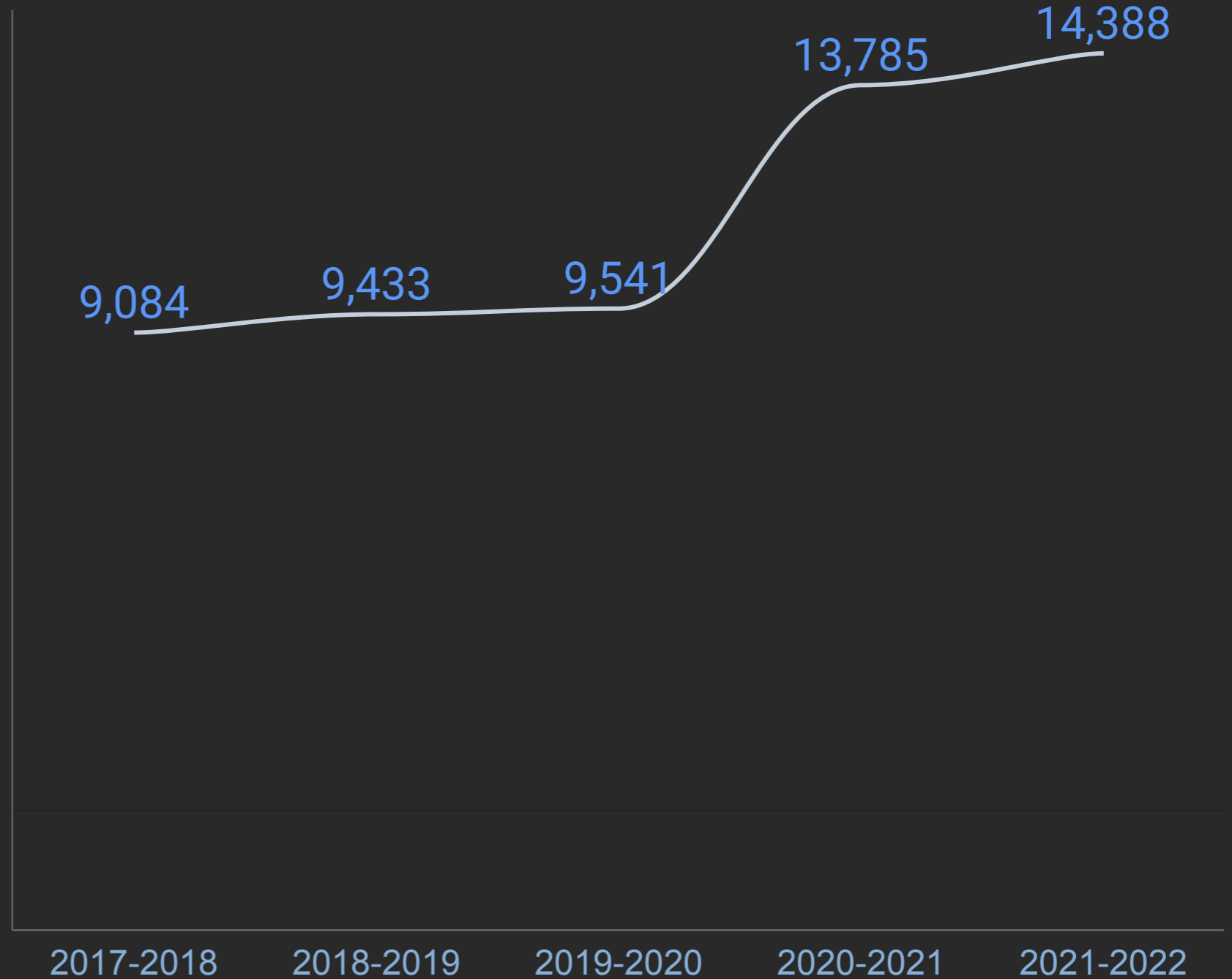
“Everyone fits in here.”

**“You made a lot of promises about the school and you came through on them all”**

# Career and Technical Education



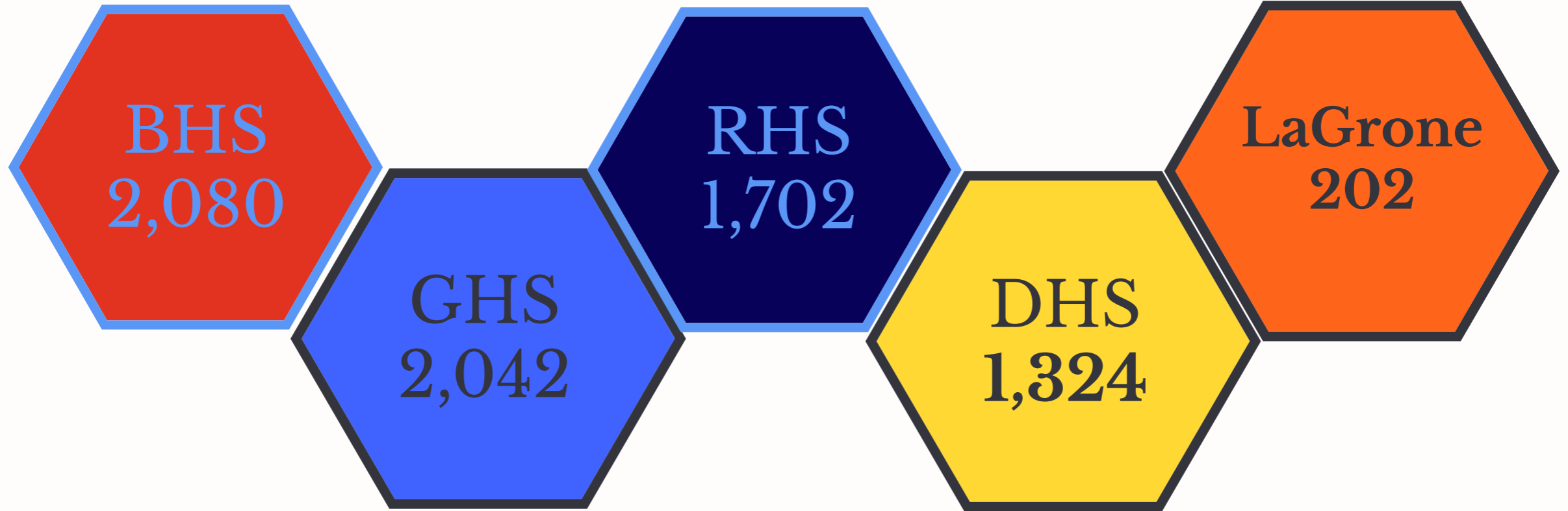
# CTE Seat Count by Year





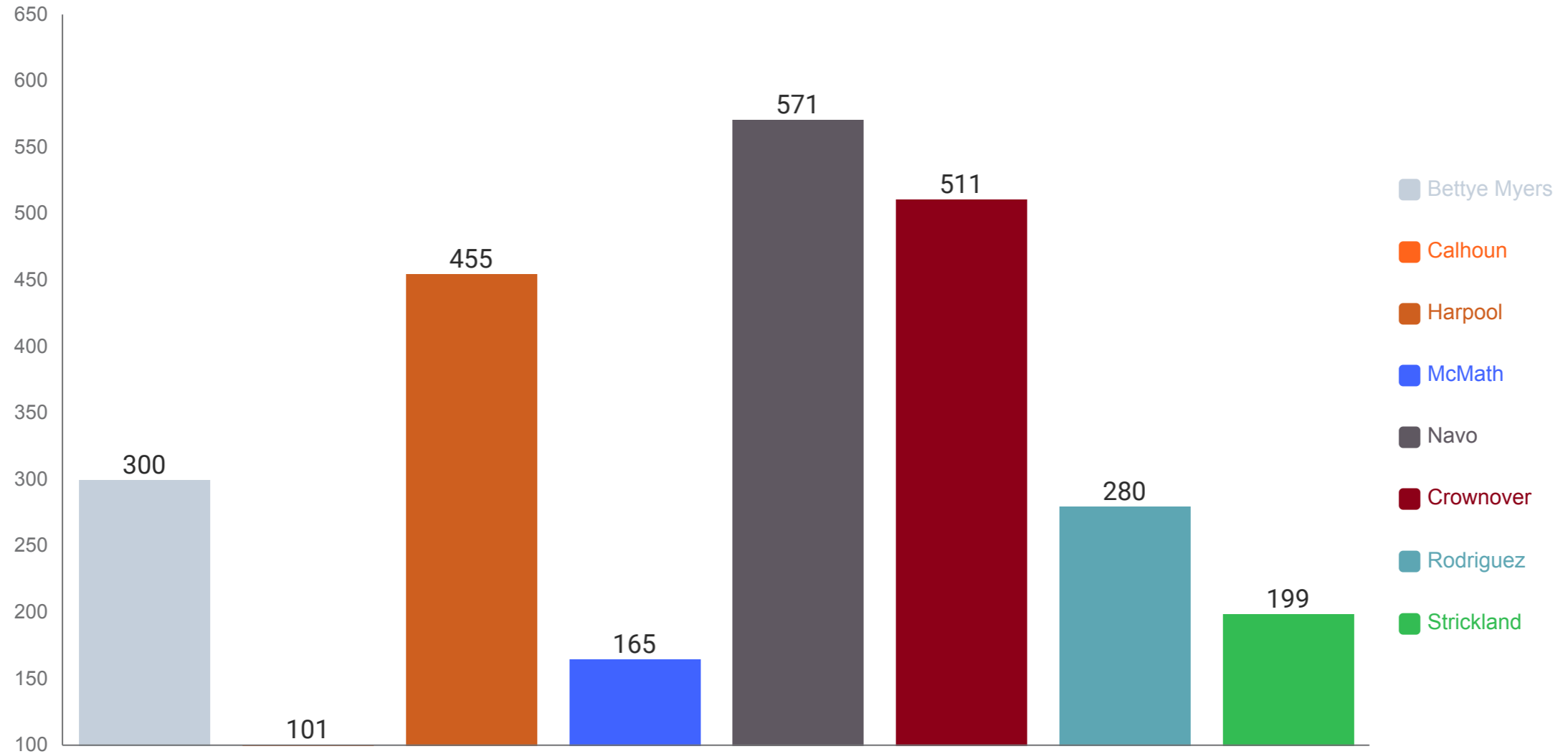
# CTE Unique Student Count by Campus

2021-2022

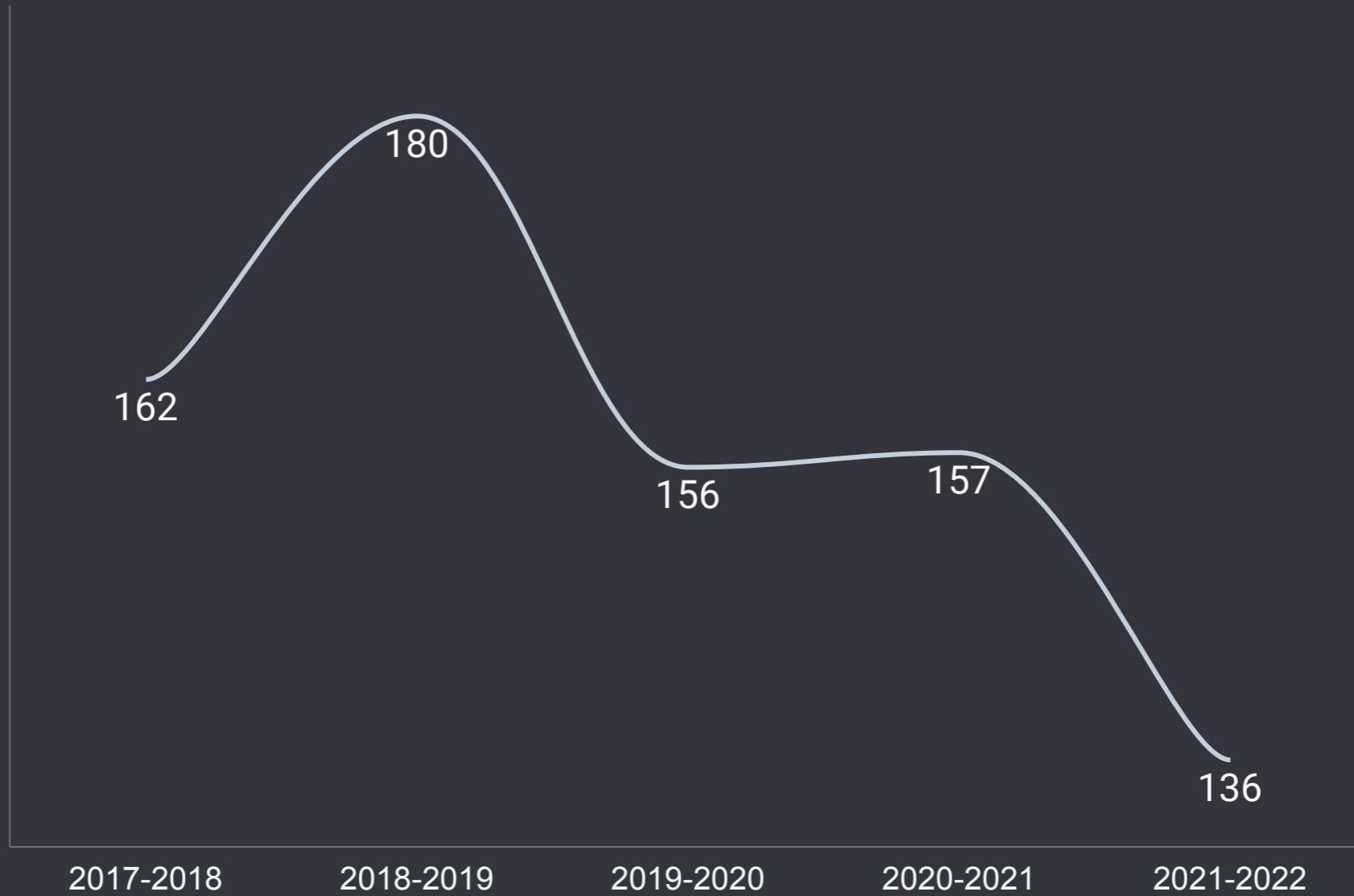


# CTE Seat Count by Campus

All Middle School Campuses, 2021-2022



# Out of District Seat Count



# CTE by the Numbers: Gender

Percent of male and female students participating in CTE, Grades 6-12. 2021-2022

53.4%



46.6%

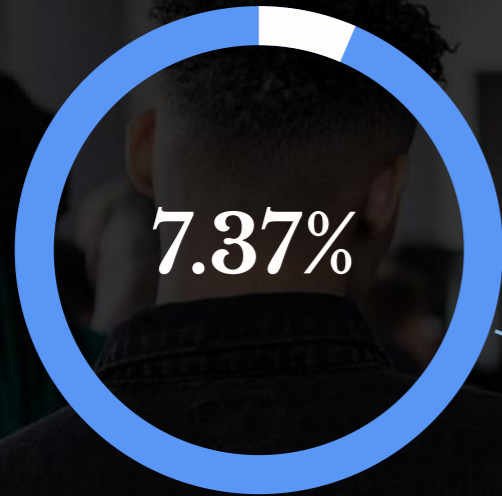


9,939

Total number of unique CTE students

# CTE by the Numbers: Race/Ethnicity

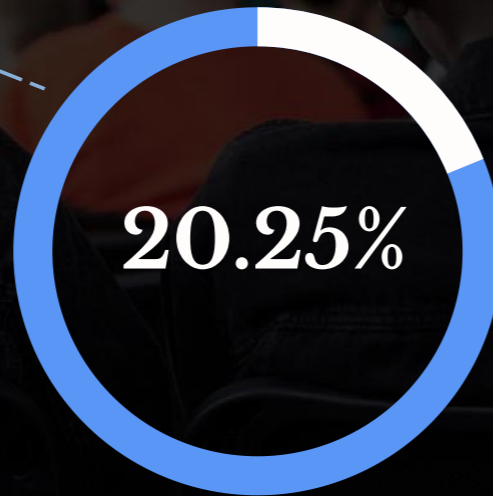
Percent in each Federal Ethnicity Group for All CTE Students, 2021-2022



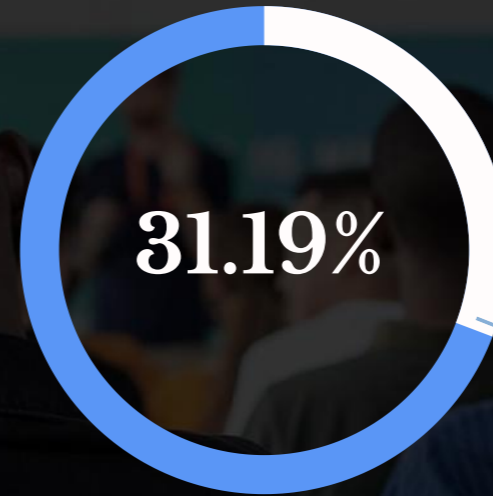
**7.37%**

American Indian,  
Alaska Native, Asian,  
Native Hawaiian, Other  
Pacific Islander, or Two  
or More Races

Black or African  
American



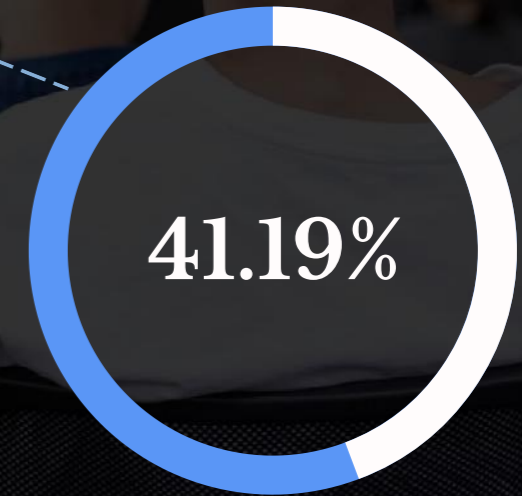
**20.25%**



**31.19%**

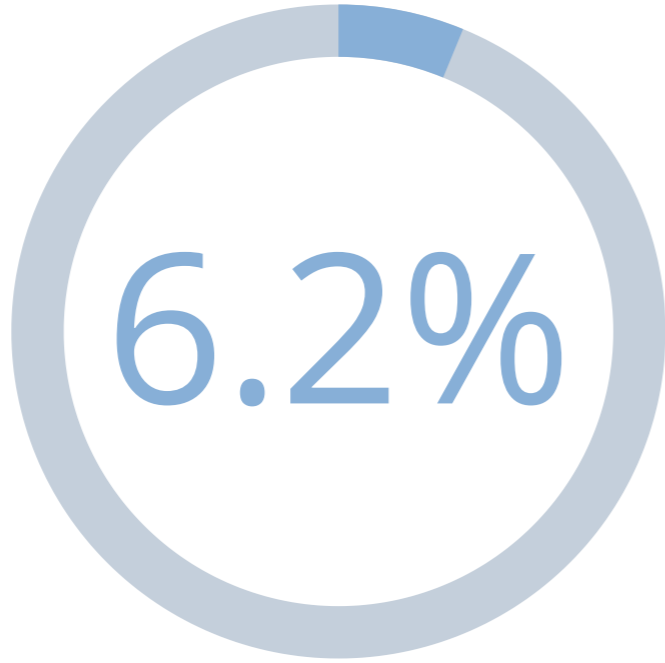
Hispanic/Latino

White



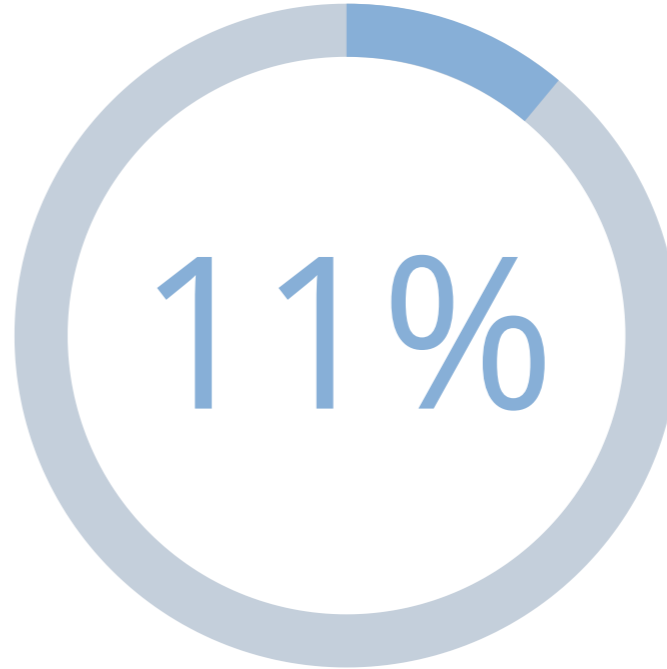
**41.19%**

# CTE BY THE NUMBERS



## English Language Learners

Percent of all Denton ISD CTE students classified as English Language Learners.

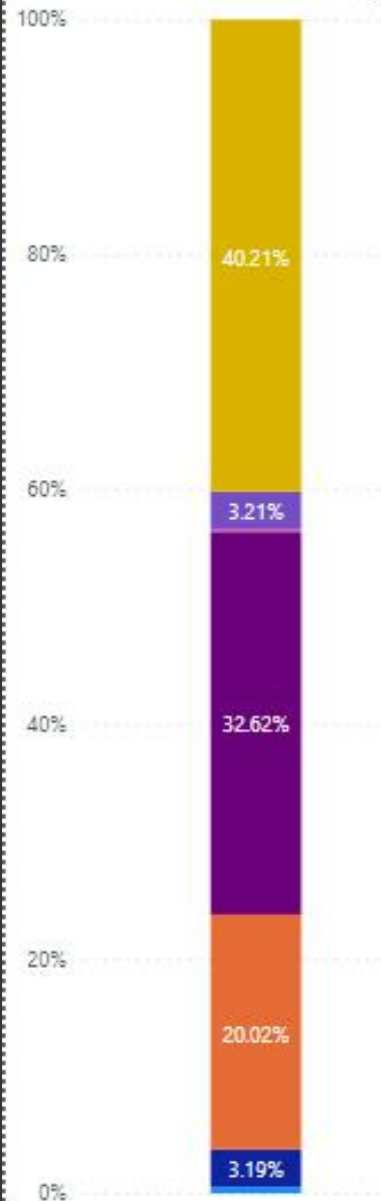


## Special Education

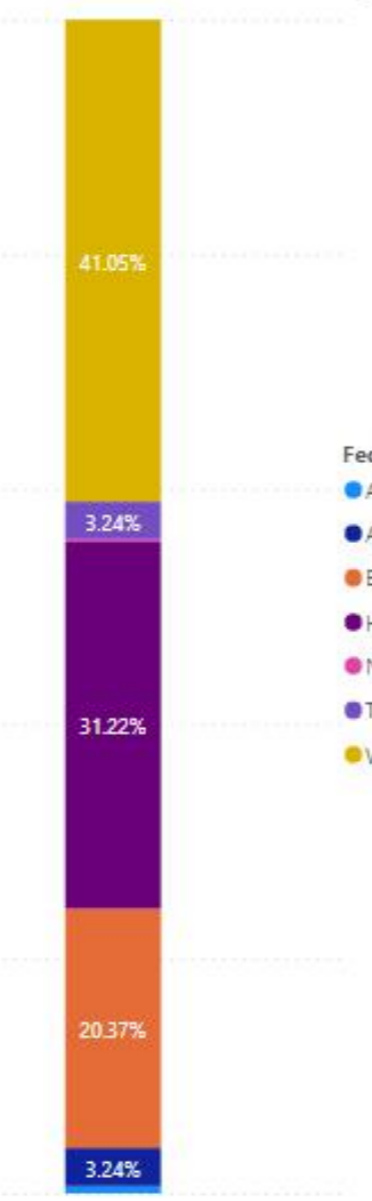
Percent of all Denton ISD CTE students classified as special education.

# LIVE CTE DATA TRACKING

DISD Federal Race/Ethnicity

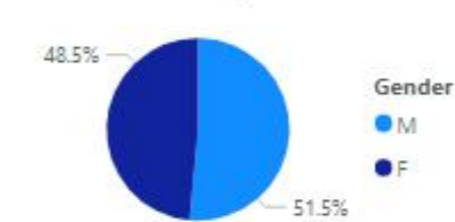


CTE Federal Race/Ethnicity

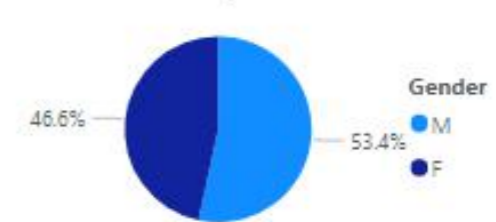


- Fed\_Ethnicity**
- American Indian...
  - Asian
  - Black or African ...
  - Hispanic/Latino
  - Native Hawaiian...
  - Two or More Ra...
  - White

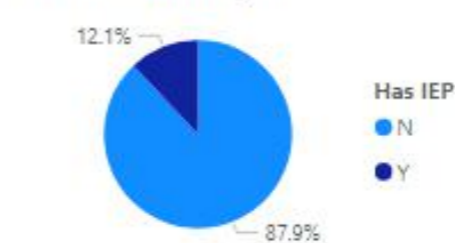
DISD Students by Gender



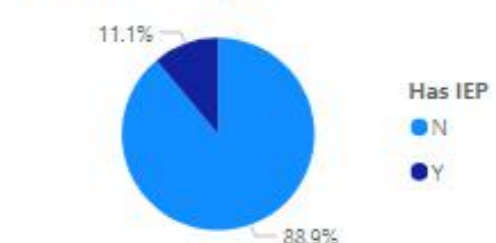
CTE Students by Gender



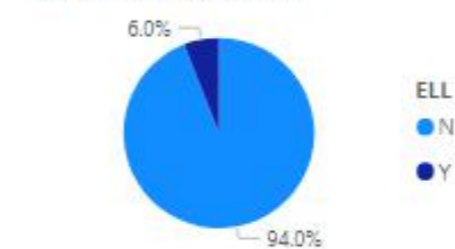
DISD Students by IEP



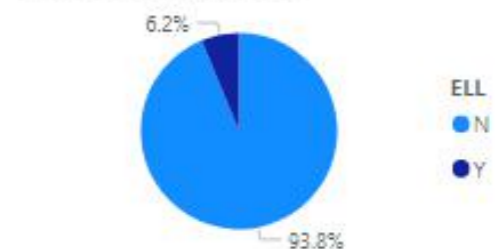
CTE Students by IEP



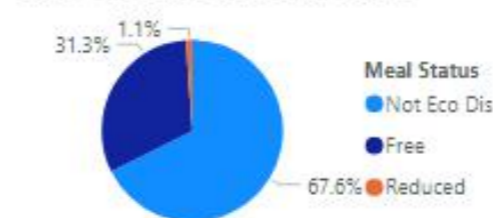
DISD Students by ELL



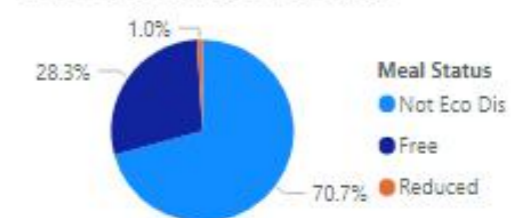
CTE Students by ELL



DISD Students by Meal Status

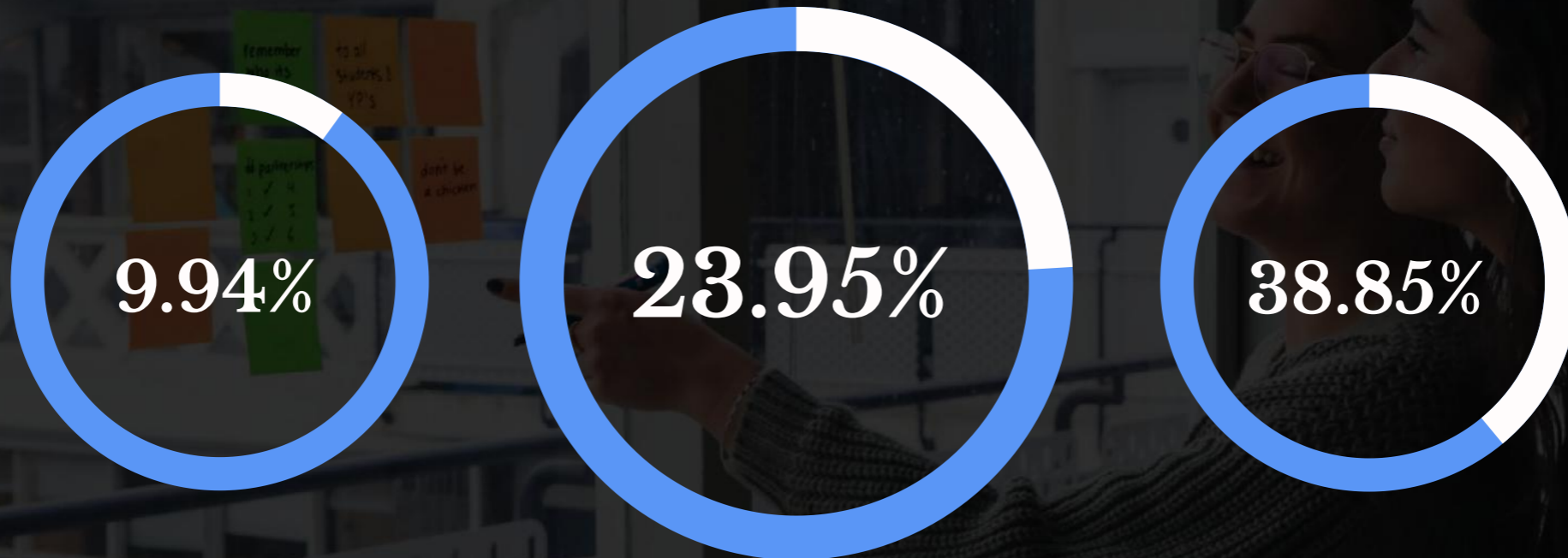


CTE Students by Meal Status



# College, Career, and Military Readiness

Percent of current high school CTE students meeting at least one CCMR criteria



CTE Juniors

All CTE  
Students

CTE Seniors



CERTIFICATION & LICENSING

Earned



1680

Lorem ipsum dolor sit amet.

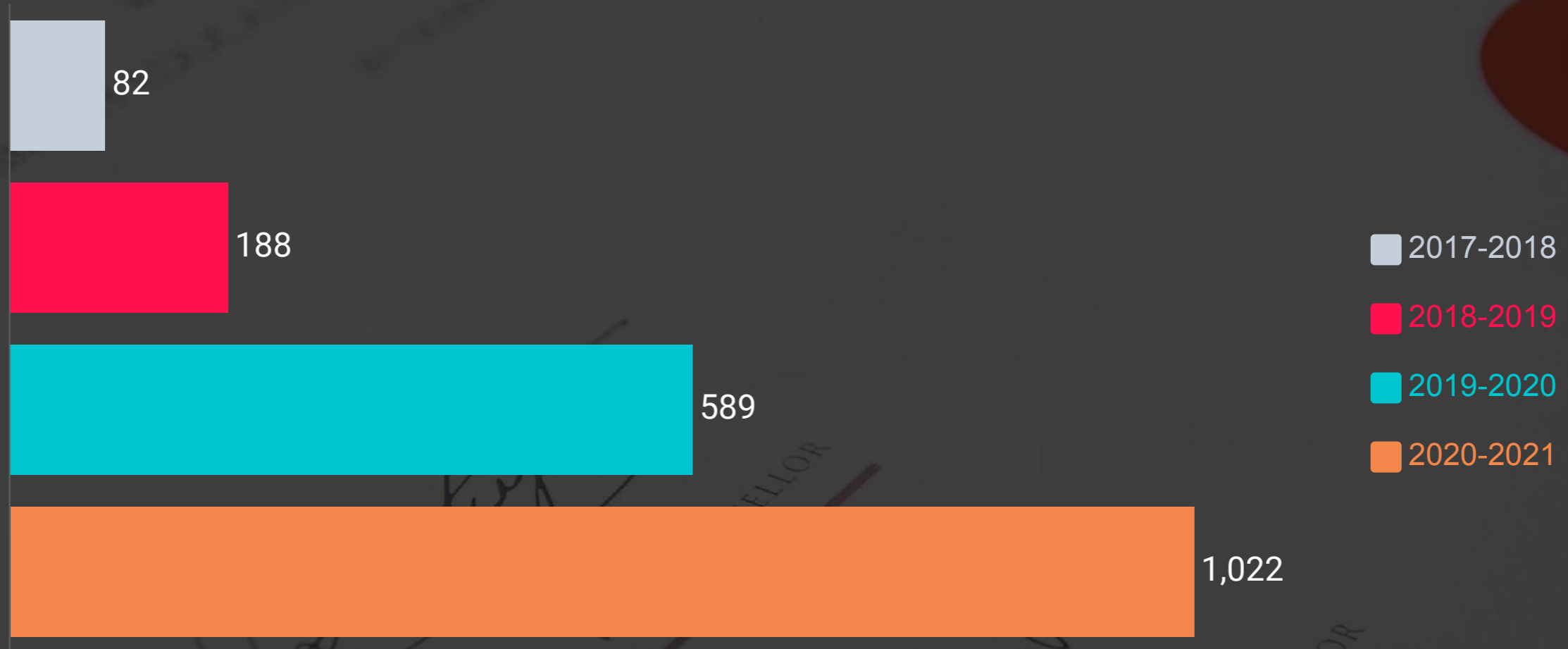
86%



CERTIFICATION & LICENSING

Pass Rate

# Unique Students Earning CCMR-Eligible Certification by Year



# CTE Coding



Not CTE

**Code 4 (Not CTE):** A student who never enrolled or who did not complete any high-school CTE course as defined by 19 TAC Chapter 126 (C), 127 (B) or 130.



CTE Participants

**Code 5 (CTE Participant):** A student completing one or more courses for less than two credits defined by 19 TAC Chapter 126 (C), 127 (B) or 130 (the student does not have to pass or receive credit).



CTE Explorers

**Code E (CTE Explorer):** A student completing two or more high school CTE courses for a total of two or more credits defined by 19 TAC Chapter 126 (C), 127 (B) or 130 and not a participant, concentrator or completer (the student does not have to pass or receive credit).



CTE Explorers\*

**\*Code E (CTE Explorer):** A student completing enough program of study courses in a regional program of study to be coded a 6 or 7, but completes the school year in a district and geographic region where the regional program is not approved. The code 6 or 7 is changed to a code E.



CTE Concentrators

**Code 6 (CTE Concentrator):** A student completing and passing two or more 19 TAC Chapter 126 (C), 127 (B) or 130 CTE courses for a total of at least two credits within the same program of study and not a completer.

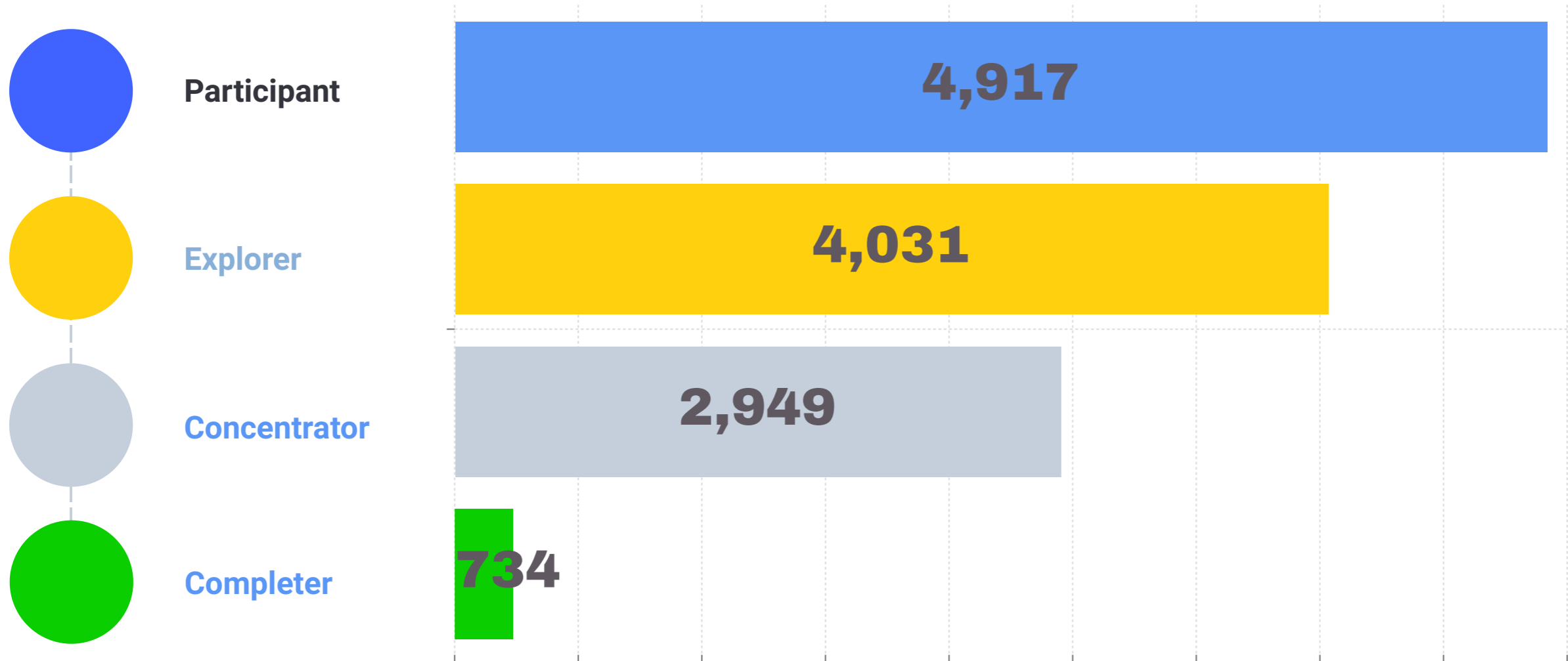


CTE Completers

**Code 7 (CTE Completer):** A student completing and passing three or more 19 TAC Chapter 126 (C), 127 (B) or 130 CTE courses for a total of four or more credits within a program of study, including one level three or level four course from within the same program of study.

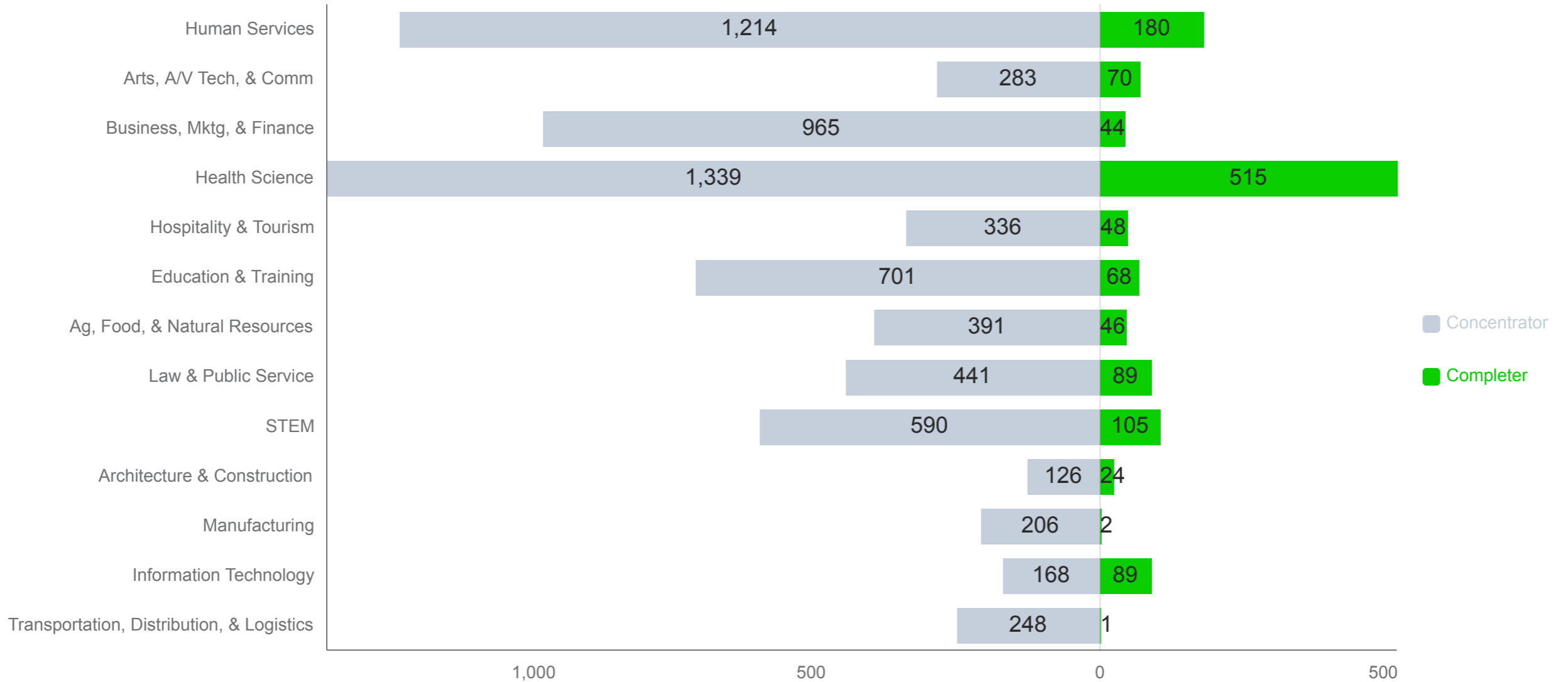
# Unique Count of Students by CTE Code

Source: Summer 2021 PEIMS Submission, Grades 6-12



# Student Count by State Career Cluster & CTE Code

Source: Summer 2021 PEIMS Submission, Grades 6-12



# Future Programs

## Private Pilot

Senior Year



## Aircraft Mechanics


Senior Year



Partnership with US Aviation



# New Programs



Dell Tech Help Desk Program



InCubator Program



Esports Program

# Projects



Ryan Welding



Ryan Culinary



GHS Culinary



# Schoolinks

## College and Career Platform

### Replaced Naviance

- Career Inventory
- Career Planner
- College Exploration
- Resume & Portfolio Builder
- Volunteer Opportunities & Hour Tracking
- Career and Internship Job Board
- Career Profiler

The screenshot displays the 'Career Center' interface. At the top, there is a navigation bar with 'CAREERS Career Center', 'Student Demo Mode', 'Exit Demo X', 'Switch User', and a user profile for 'Louise Sanders'. Below this is a search bar and navigation tabs for 'REGIONAL', 'CLUSTERS', 'HOT', 'FAVORITES', and 'ALL'. The main content area is titled 'Career Center' and includes the text 'Explore careers, ask questions, and discover opportunities in your area and across the nation.' There are two tabs: 'Most Job Openings' (selected) and 'Most Common Careers'. A filter section allows users to filter by degree requirements: 'Bachelor's Degree Needed' (selected), 'Associate's Degree Needed', and 'No Degree Needed'. Below the filters, a map of the United States shows 'Year-Over-Year Job Growth' by state, with a legend indicating 'Max' (dark green) and 'Min' (light green). To the right of the map is a table titled 'Most Job Openings in Texas'.

RANK		# OF JOBS
1	Registered Nursing	61,610
2	Early Childhood and Elementary Education	38,050
3	Senior Management	36,550
4	Accounting and Auditing	29,010
5	High School Education	24,790
6	Software Development	21,310
7	Postsecondary Education	19,750
8	Computer Systems Analysis	18,820

Legislative



## Weighted Funding

- 1.1 - Courses not in a Program of Study
- 1.28 - Tier 1 Courses (Principles)
- 1.47 - Tier 2 Courses (Practicums)

Link to Denton ISD [Courses & Weighted Funding](#)



## Accountability - HB773

- A-F Accountability
- CCMR Point for CTE Completer of a Program of Study (POS)
- APAC - July Meeting - Proposed
- Phase-out of IBC only (Currently 1 pt)
- Phase in IBC plus a POS Completer

Link to [APAC Website](#)



# Questions?

Thank you for your support!