



# Oak Park Elementary School District 97

## **2020 - 2021**

### **CHRONIC ABSENTEEISM ATTENDANCE REPORT (9/1/20 – 2/26/21)**

This report provides a cumulative overview of student attendance data, year to date for the current school year.

Kristin Imberger  
Student Data Coordinator

# Oak Park Elementary School District 97

## Year to Date Chronic Absenteeism Attendance Report

---

### Year to Date Attendance

The purpose of this report is to provide a cumulative overview of student attendance. Charts and graphs represent the percentage of students within the chart's demographic who are at a 90% attendance rate or higher year to date.

If a student is absent 10% or more of school days of the most recent academic school year, including absences with and without valid cause and out of school suspensions, then they are identified as a chronic absentee based on the guidelines from the Illinois School Code ([105 ILCS 5/26-18](#))

**District 97 attendance rate  
(9/1/20 – 2/26/21): 92.2%\***

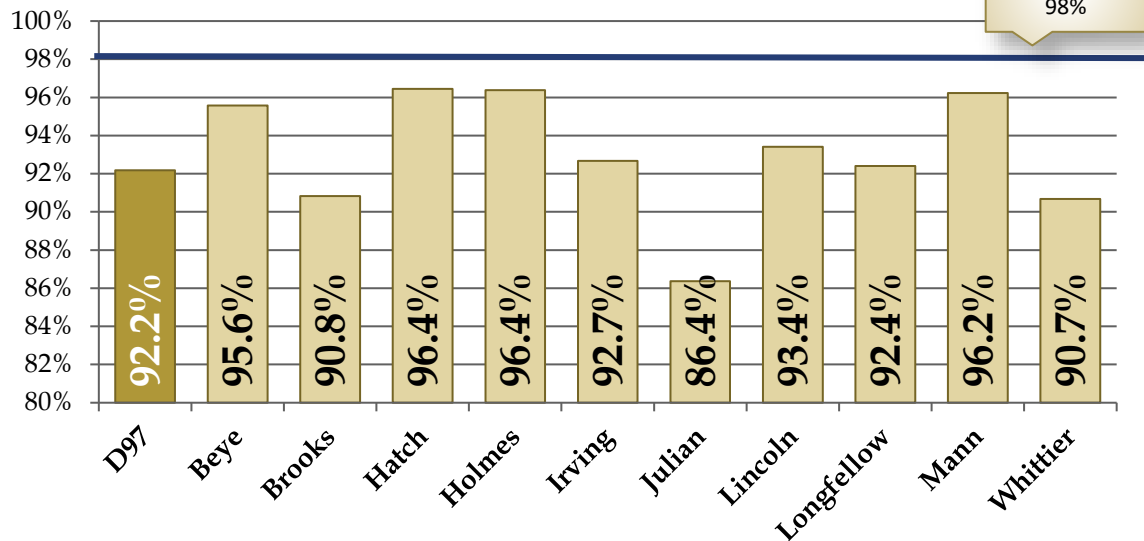
*\*The percentages reflected in this report are the percentage of students with 90% attendance or higher for September 1, 2020 – February 26, 2021. PKP, students in Special Placement and Homeschooled students are excluded from this number*

Grade	Total # of Instructional Minutes <sup>i</sup>	Full Day Credit	½ Day Credit	Zero Credit
K – 1	240	240+	120 – 239	119 or less
2 – 12	300	300+	150 – 299	149 or less

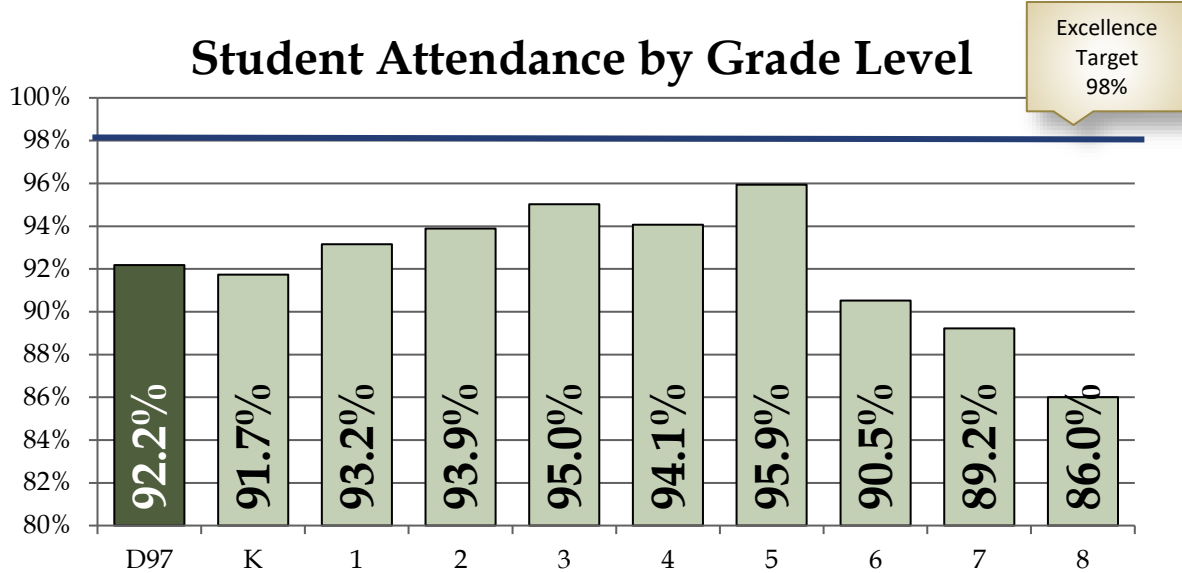
Month	Number of Instructional Days	Total # of days a student must be present to achieve 90% or more monthly attendance rate
September	21	18.9
October	21	18.9
November	17	15.3
December	17	15.3
January	14	12.6
February	18	16.2
March	20	18
April	19	17.1
May	20	18
June	8	7.2

Oak Park Elementary School District 97  
Year to Date Chronic Absenteeism Attendance Report

### Student Attendance by School



### Student Attendance by Grade Level

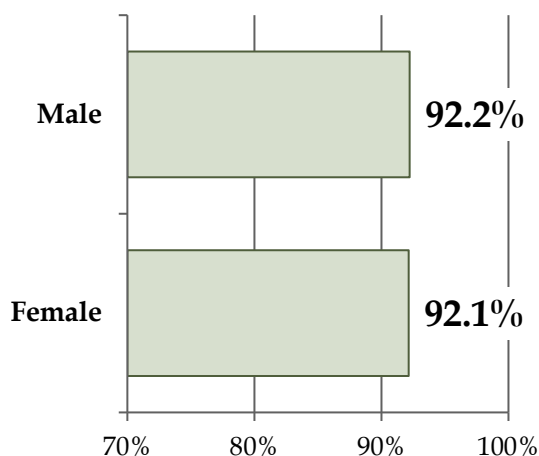


# Oak Park Elementary School District 97

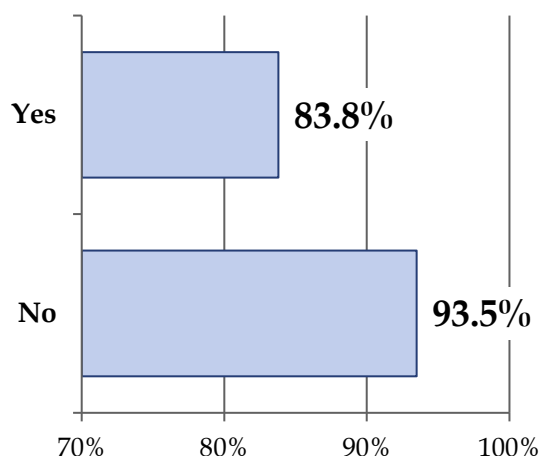
## Year to Date Chronic Absenteeism Attendance Report

---

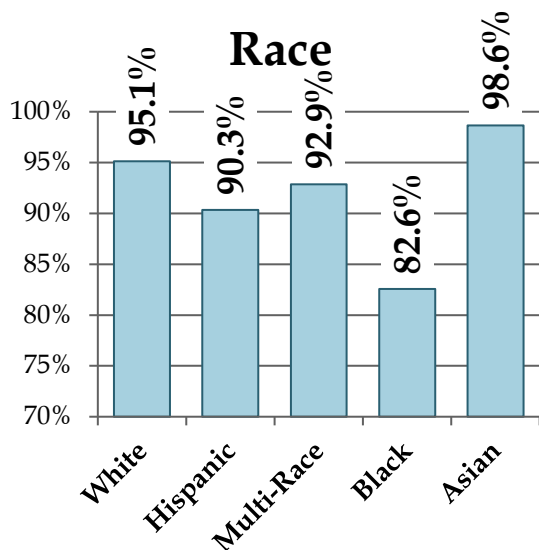
### Gender



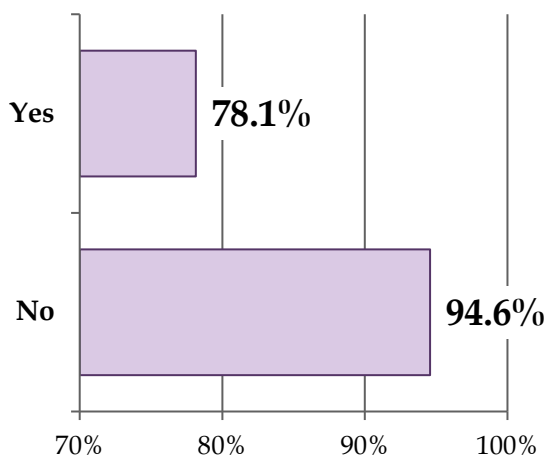
### IEP Status



### Race



### Low Income



# Oak Park Elementary School District 97

## Year to Date Chronic Absenteeism Attendance Report

---

---

### <sup>i</sup> Attendance

District 97's elementary schools utilize the Illinois best practice "Time to Day" automated calculation when taking daily attendance. Per the chart on page 2, Illinois School Code ties attendance to instructional minutes per grade level. The state's requirement for instructional minutes may mean that a child arriving very late or leaving very early from school will be counted as absent. The "Time to Day" calculation simplifies this process by allowing the school to enter the time of day students arrive late or leave early to automatically calculate their attendance for that day. The district's middle schools do not utilize this calculation because they take attendance each class period.