



SOUTH SAN ANTONIO INDEPENDENT SCHOOL DISTRICT

Agenda Item Summary

Meeting Date: December 19, 2018

Purpose: [X] Presentation/Report [ ] Recognition [ ] Discussion/ Possible Action

[ ] Closed/Executive Session [ ] Work Session [ ] Discussion Only [ ] Consent

From: Denise Orosco, Director of Research, Evaluation, and Information Systems

Item Title: Report on Superintendent Constraint 1—Attendance Averages

Description:

C1—The Superintendent will not allow the student attendance to fall below 94.98% (elementary), 93.6% middle school), and 90% (high school).

CPMs

1.1—Student attendance rate at the elementary school level shall increase from 94.98% in 2018 to 95.98% by 2022 and will meet the following target, 95.23% in 2019

1.2—Student attendance rate at the middle school level shall increase from 93.6% in 2018 to 94.6% by 2022 and will meet the following target, 93.85% in 2019

1.3—Student attendance rate at the high school level shall increase from 90.03% in 2018 to 91.03% by 2022 and will meet the following target, 90.28% in 2019

Recommendation:

Report Only

District Goal/Strategy:

Strategy 4 We will build partnerships with businesses and the community to promote parental involvement, support opportunities for student success, and increase student attendance and enrollment.

Funding Budget Code and Amount:

CFO Approval

N/A

APPROVED BY:

SIGNATURE

DATE

Chief Officer:

Superintendent:

Handwritten signatures of Chief Officer and Superintendent

Handwritten dates: 11-30-18 and 12/6/18



# Superintendent Constraint Progress Measure 1.1, 1.2, and 1.3

Presented by  
Denise Orosco  
Director of Assessment & Accountability

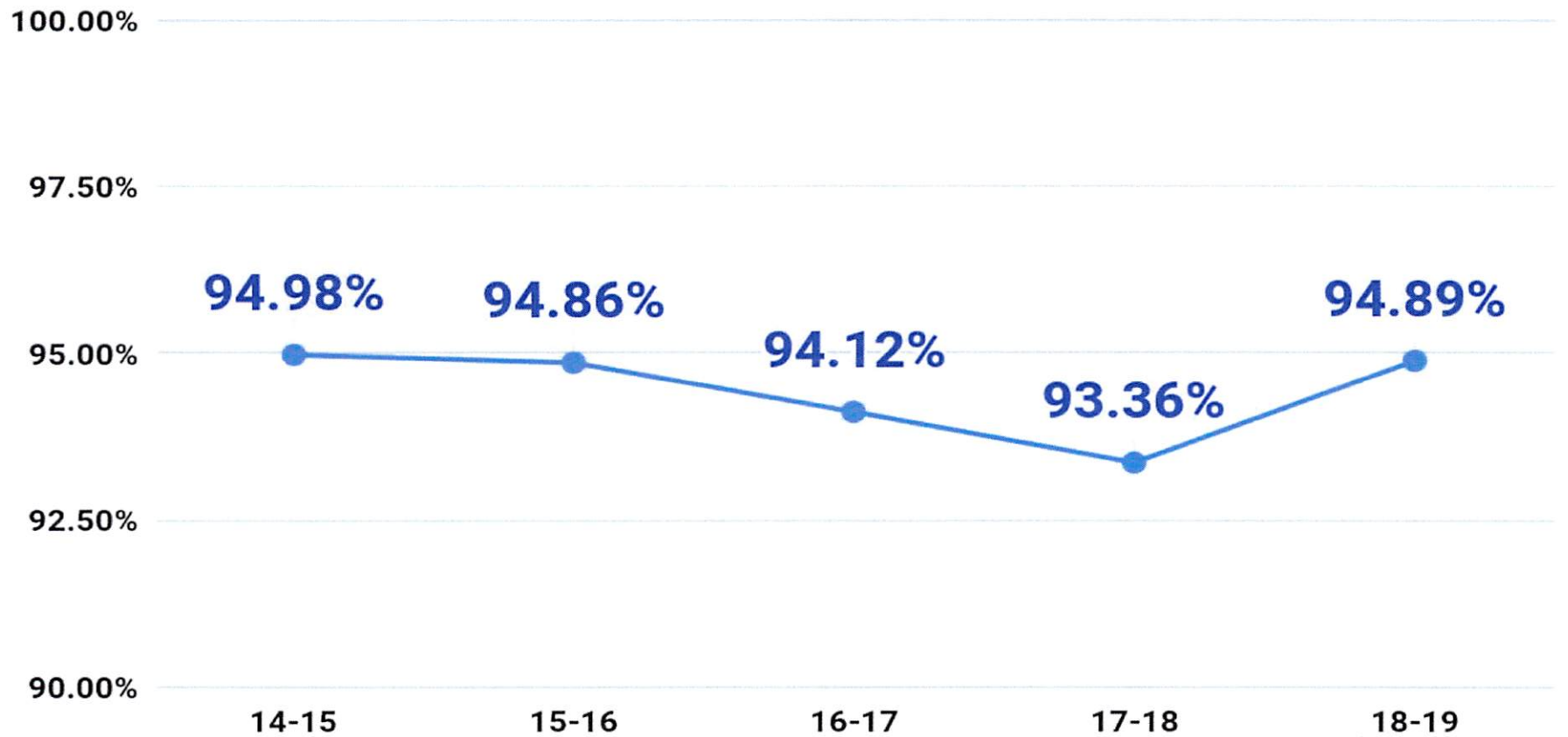
# Superintendent Constraint

The Superintendent will not allow the student attendance to fall below:

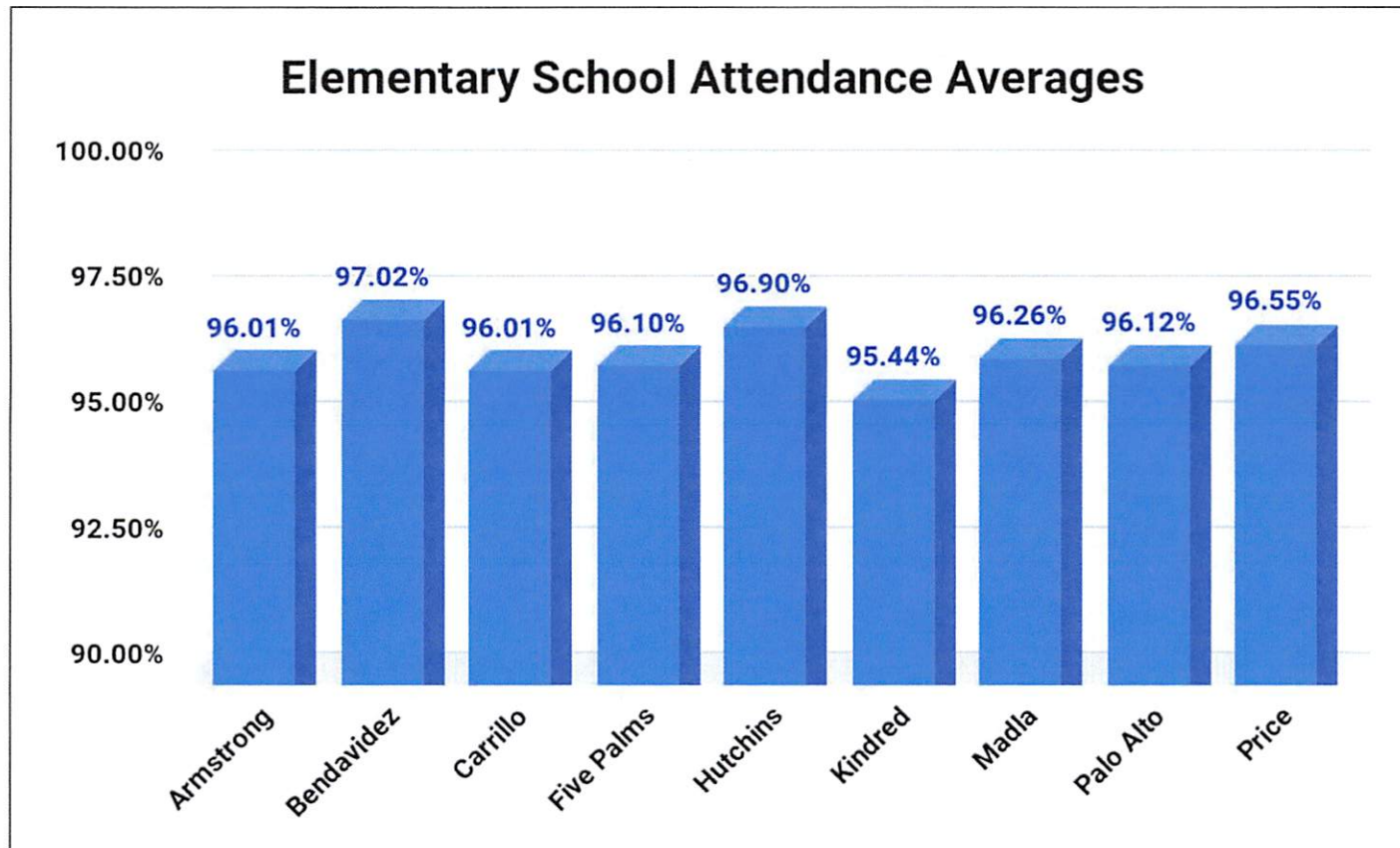
- 94.98% - elementary,
- 93.6% - middle school, and
- 90% - high school



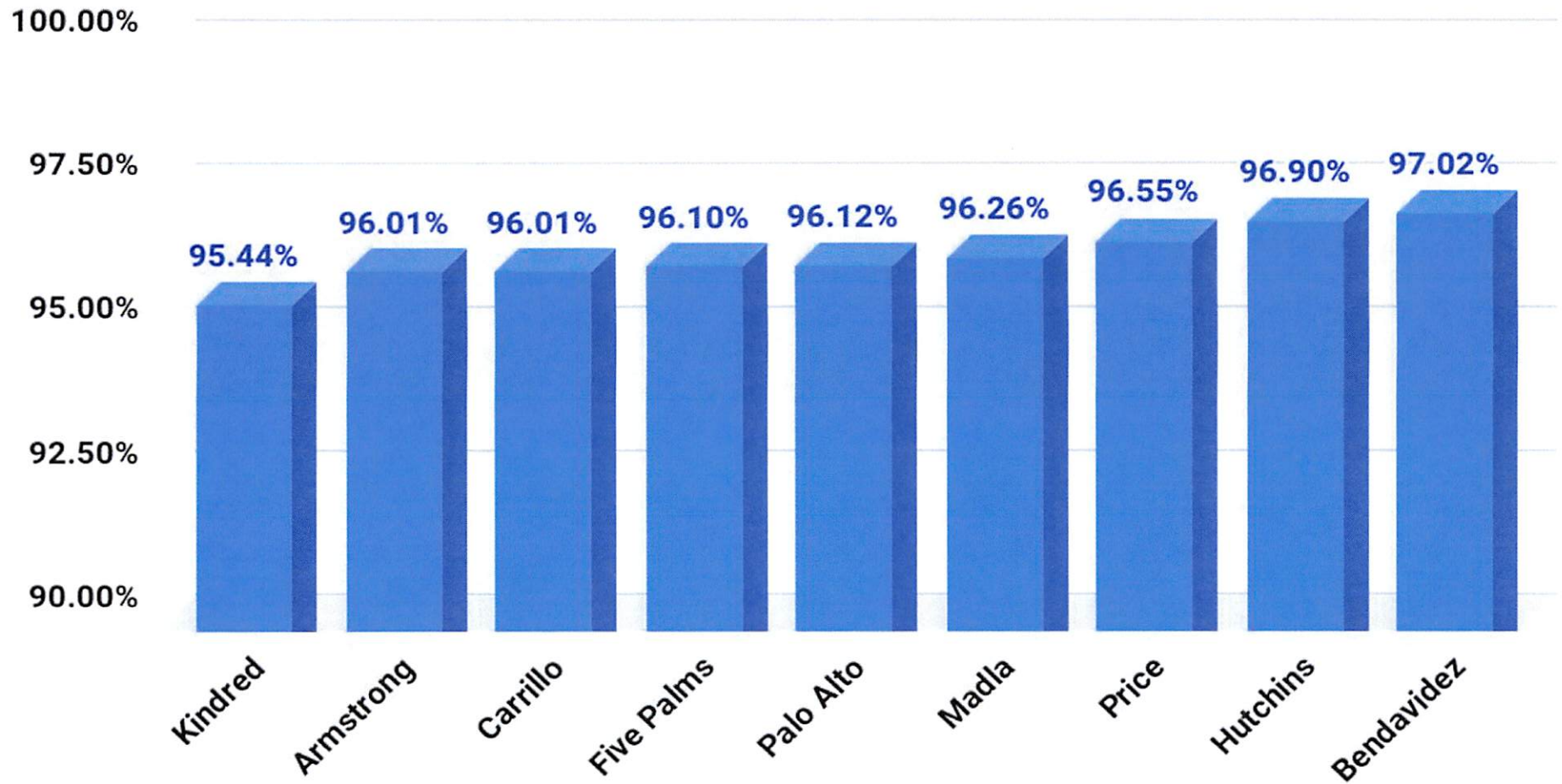
## Yearly Attendance Average



CPMs—1.1—Student attendance rate at the elementary school level shall increase from 94.98% in 2018 to 95.98% by 2022 and will meet the following target, 95.23% in 2019

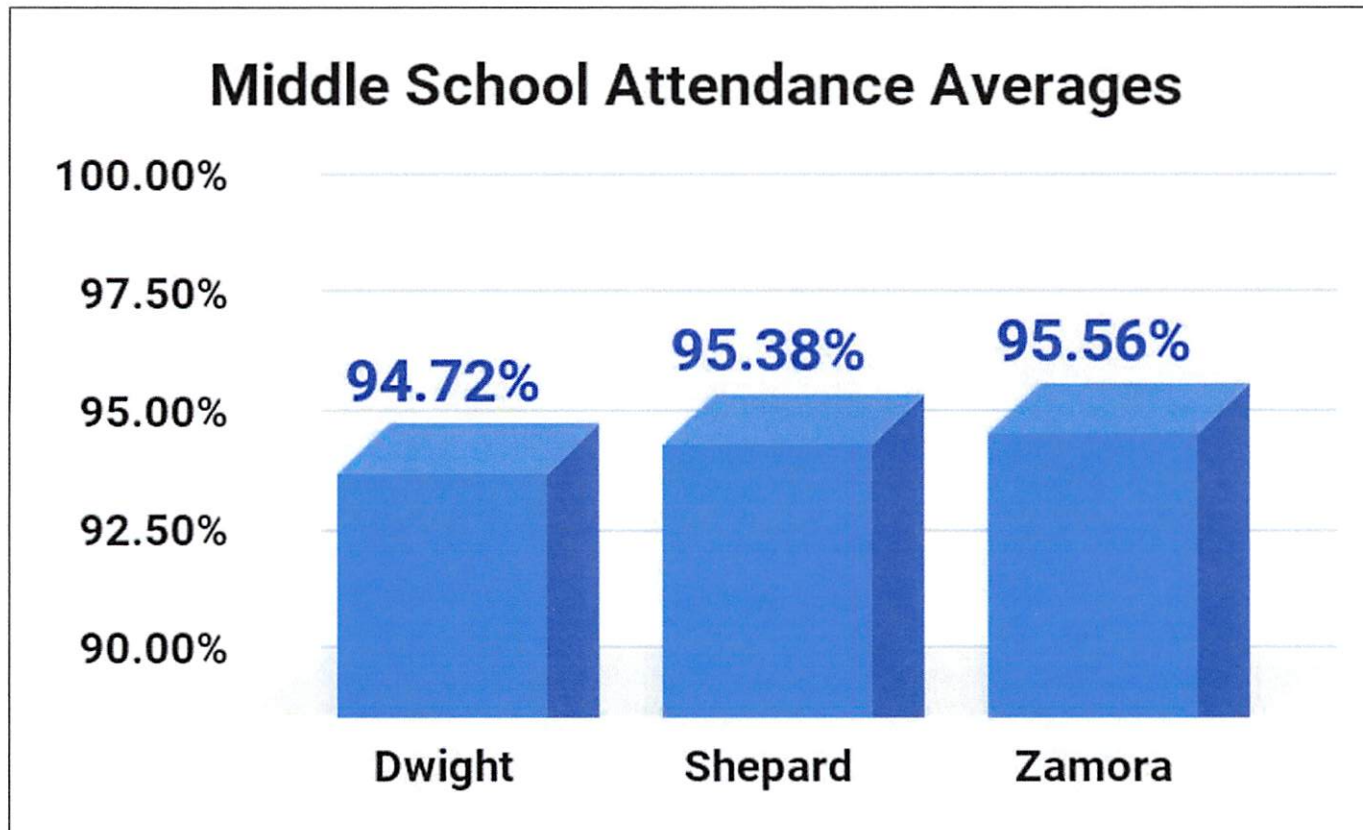


## Elementary Averages--Low to High

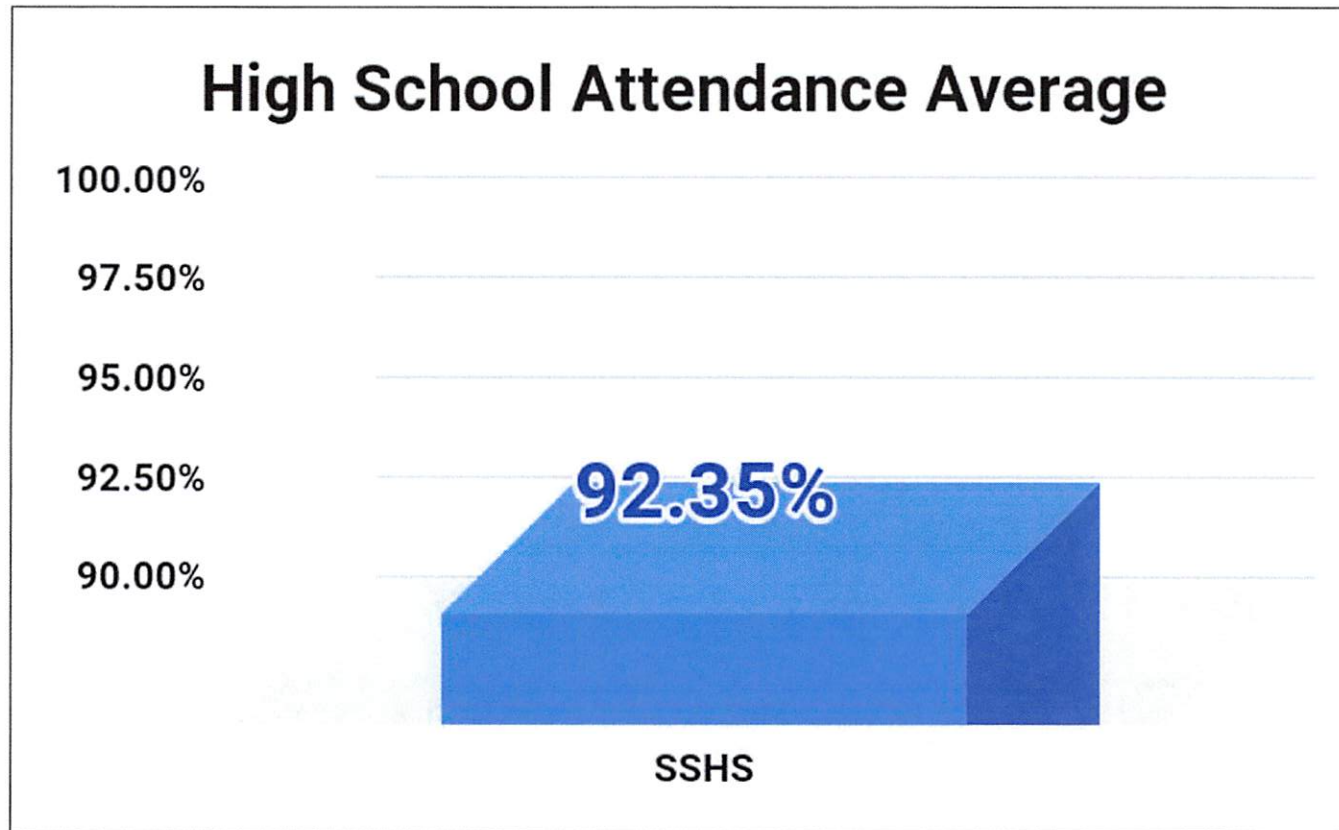




CPMs—1.2—Student attendance rate at the middle school level shall increase from 93.6% in 2018 to 94.6% by 2022 and will meet the following target, 93.85% in 2019



CPMs—1.3—Student attendance rate at the high school level shall increase from 90.03% in 2018 to 91.03% by 2022 and will meet the following target, 90.28% in 2019





## IMPROVE THE FOLLOWING AREAS:

- Educational opportunities for-
  - parents to understand the impact truancy has on both them and their students and what they can do to minimize the effects
  - schools to understand their changing role outside of court
- Partnership with School Climate Transformation Grant staff to-
  - identify socio-emotional reason for chronic absenteeism
- Consistent, district-wide policies & procedures for-
  - Attendance Recovery at all levels
  - addressing excessive absences and document patterns of student & parent behaviors

## IMMEDIATE RECOMMENDATIONS:

- Coordinate with wrap-around services team to provide the most appropriate aid to students and families
- Create a district attendance committee to begin identifying/recommending fundamental systems needed to improve attendance
- Purchase an online attendance-tracking system to relieve truancy officers from required paperwork freeing them to do home visits and mediation meetings



# Questions/Comments