



## 2018 - 2019 • Accountability At-a-Glance • Ark Virtual Academy Elementary

| Contact Information  |
|--|
| <b>Ark Virtual Academy Elementary   Arkansas Virtual Academy</b>               |
| Principal: Jessica Stack   Superintendent: Amy Johnson                         |
| 1400 W. Markham St., Suite 206 Little Rock, AR 72201-                          |
| <a href="http://www.k12.com/arva">http://www.k12.com/arva</a>   (501) 664-4225 |

| Student Information |              |                         |            |
|---------------------|--------------|-------------------------|------------|
| <b>Grades</b>       | <b>K - 5</b> | <b>Total Enrollment</b> | <b>699</b> |
| Black               | 13.30 %      | English Learners        | 2.15 %     |
| Hispanic            | 6.87 %       | Low-Income              | 75.54 %    |
| White               | 74.82 %      | Special Education       | 11.16 %    |

### Public School Rating Score (State Accountability: A-F Letter Grade)

|                             |           |                             |          |                     |
|-----------------------------|-----------|-----------------------------|----------|---------------------|
| <b>State Accountability</b> | <b>60</b> | <b>Public School Rating</b> | <b>D</b> | <b>Rating Scale</b> |
|-----------------------------|-----------|-----------------------------|----------|---------------------|

A = 79.26 and Above  
B = 72.17 - 79.25  
C = 64.98 - 72.16  
D = 58.09 - 64.97  
F = 0.00 - 58.08

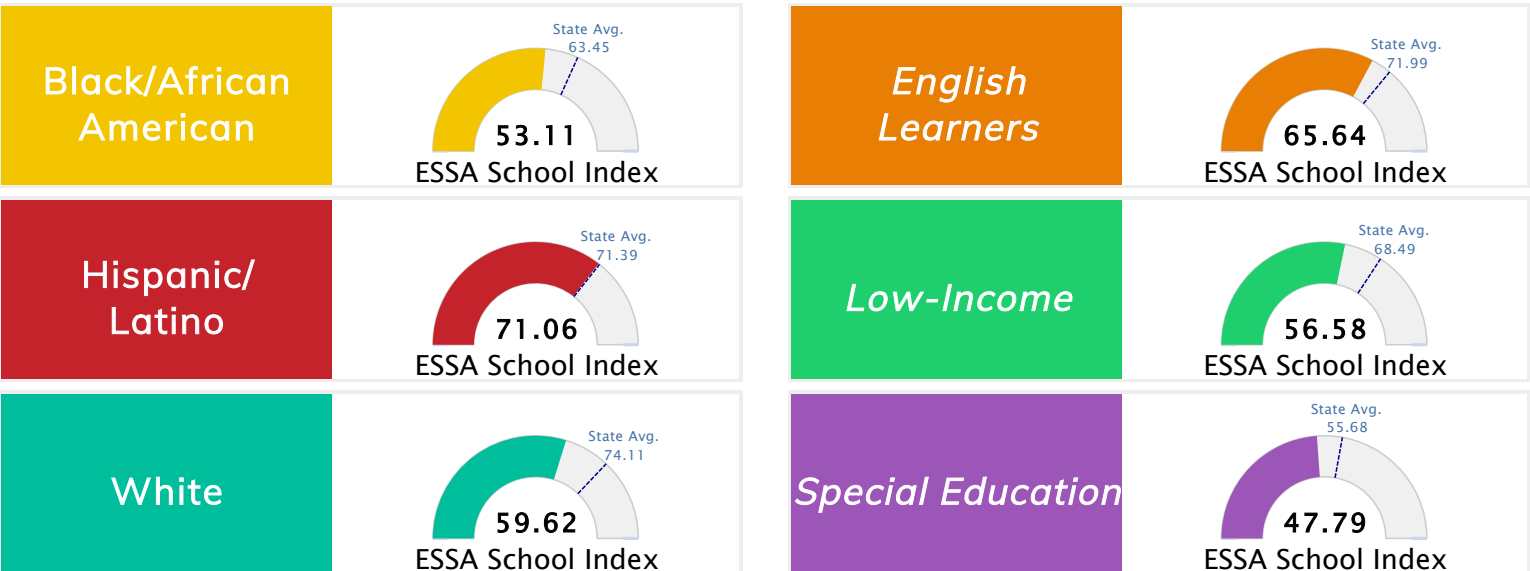
\* Alternative Education (AE) program students included in attendance zone for school rating

[Learn More about Public School Rating](#)

### School Performance on the ESSA School Index Score (Federal Accountability)



Graph represents where scores fall in comparison to state averages. For more information about the Every Student Succeeds Act and the ESSA School Index, visit [arkansased.gov](http://arkansased.gov).



Note: Full color represents score

Prepared by the Arkansas Department of Education



## 2018 - 2019 • Accountability At-a-Glance • Ark Virtual Academy Middle Sch

| Contact Information                                       |
|---|
| Ark Virtual Academy Middle Sch   Arkansas Virtual Academy |
| Principal: Ashley Holder   Superintendent: Amy Johnson    |
| 1400 W. Markham St., Suite 206 Little Rock, AR 72201-     |
| http://www.k12.com/arva   (501) 664-4225                  |

| Student Information |         |                   |         |
|---------------------|---------|-------------------|---------|
| Grades              | 6 - 8   | Total Enrollment  | 736     |
| Black               | 11.41 % | English Learners  | 1.09 %  |
| Hispanic            | 5.98 %  | Low-Income        | 66.30 % |
| White               | 79.48 % | Special Education | 16.03 % |

### Public School Rating Score (State Accountability: A-F Letter Grade)

|                      |              |                      |          |              |  |
|----------------------|--------------|----------------------|----------|--------------|--|
| State Accountability | <b>62.57</b> | Public School Rating | <b>D</b> | Rating Scale | A = 75.59 and Above<br>B = 69.94 - 75.58<br>C = 63.73 - 69.93<br>D = 53.58 - 63.72<br>F = 0.00 - 53.57 |
|----------------------|--------------|----------------------|----------|--------------|--|

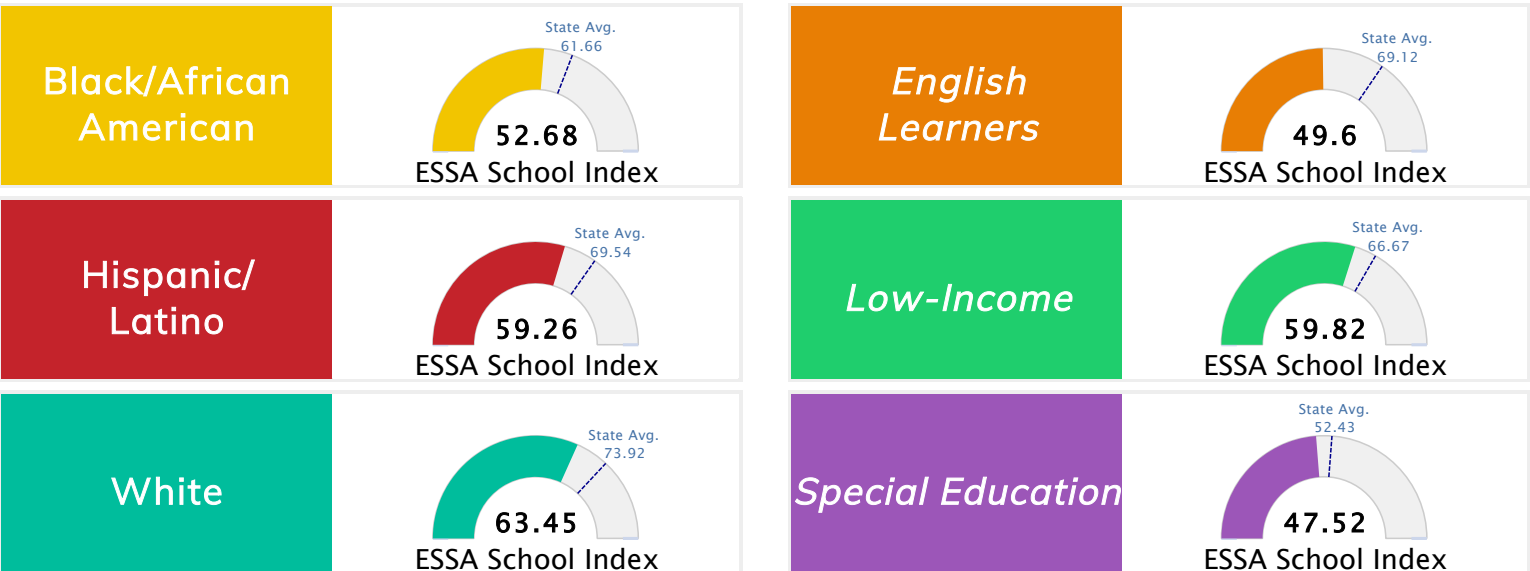
\* Alternative Education (AE) program students included in attendance zone for school rating

[Learn More about Public School Rating](#)

### School Performance on the ESSA School Index Score (Federal Accountability)



Graph represents where scores fall in comparison to state averages. For more information about the Every Student Succeeds Act and the ESSA School Index, visit [arkansased.gov](http://arkansased.gov).



Note: Full color represents score

Prepared by the Arkansas Department of Education



# 2018 - 2019 • Accountability At-a-Glance • Arkansas Virtual Academy High School

**Contact Information**

Arkansas Virtual Academy High School | Arkansas Virtual Academy

Principal: Amanda Felton | Superintendent: Amy Johnson

1400 W. Markham St., Suite 206 Little Rock, AR 72201-

<http://www.k12.com/arva> | (501) 664-4225

**Student Information**

|          |         |                   |         |
|----------|---------|-------------------|---------|
| Grades   | 9 - 12  | Total Enrollment  | 926     |
| Black    | 10.04 % | English Learners  | 1.94 %  |
| Hispanic | 6.48 %  | Low-Income        | 61.02 % |
| White    | 80.45 % | Special Education | 16.20 % |

## Public School Rating Score (State Accountability: A-F Letter Grade)

|                      |              |                      |          |              |  |
|----------------------|--------------|----------------------|----------|--------------|--|
| State Accountability | <b>59.79</b> | Public School Rating | <b>D</b> | Rating Scale | A = 73.22 and Above<br>B = 67.96 - 73.21<br>C = 61.10 - 67.95<br>D = 52.95 - 61.09<br>F = 0.00 - 52.94 |
|----------------------|--------------|----------------------|----------|--------------|--|

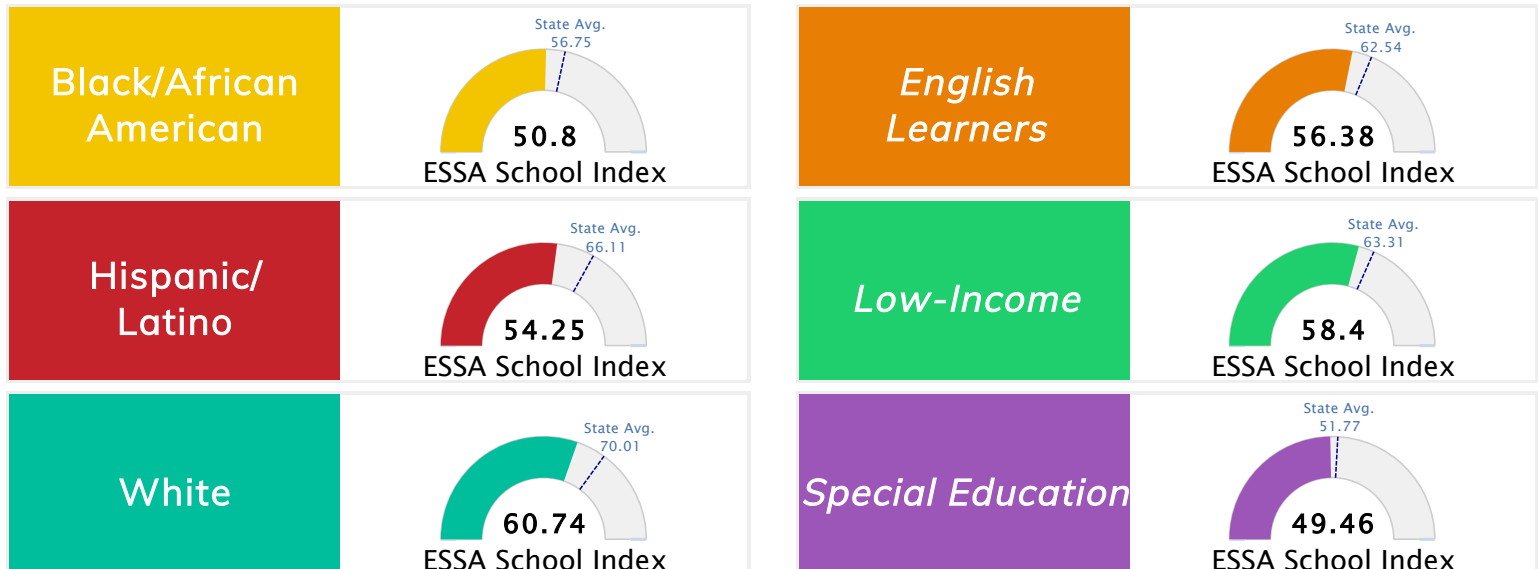
\* Alternative Education (AE) program students included in attendance zone for school rating

[Learn More about Public School Rating](#)

## School Performance on the ESSA School Index Score (Federal Accountability)



Graph represents where scores fall in comparison to state averages. For more information about the Every Student Succeeds Act and the ESSA School Index, visit [arkansased.gov](http://arkansased.gov).



Note: Full color represents score