



GRESHAM
ARTHUR ACADEMY



GBSD Board Report
2026

Who Are We?

163 Students

123 Families
(18 families out-of-district)

9 Teachers

6 classroom teachers (K-5th grade)
2 small groups teachers
1 specials teacher

2 Leadership Staff

1 Intervention Specialist (Academics)
1 SEL Specialist (Behavior)

1 Administrator

1 Office Coordinator

3 Part Time Support Staff

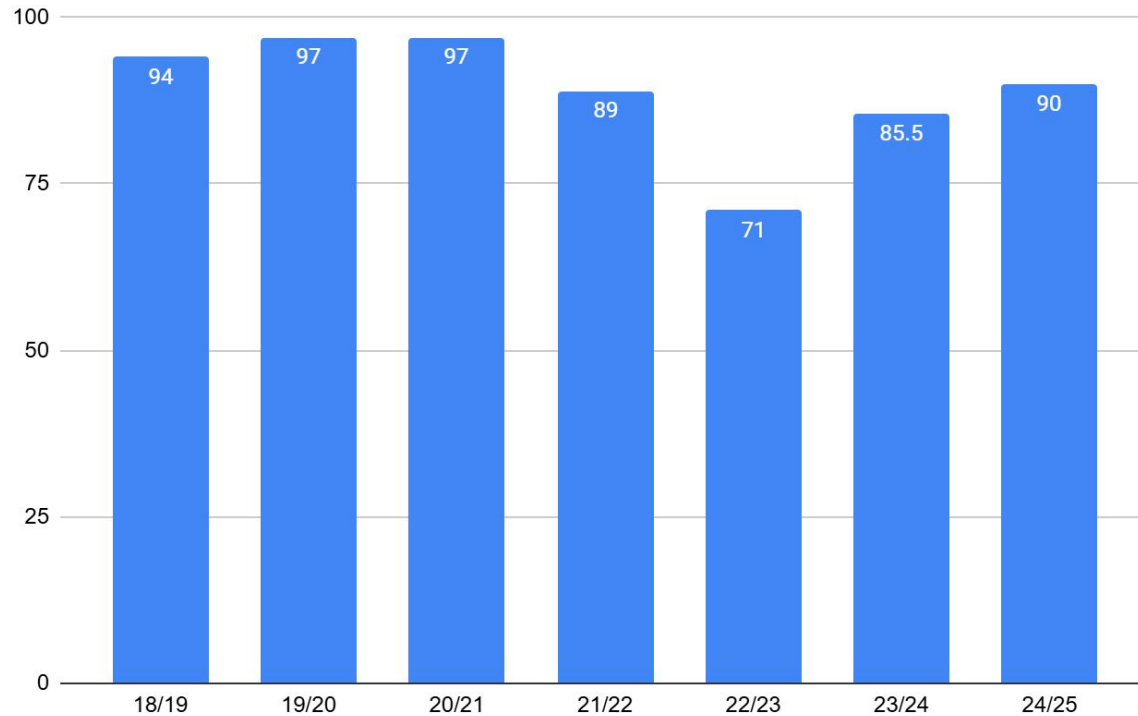
1 Lunch Support
2 Recess Support

Current Student Demographics

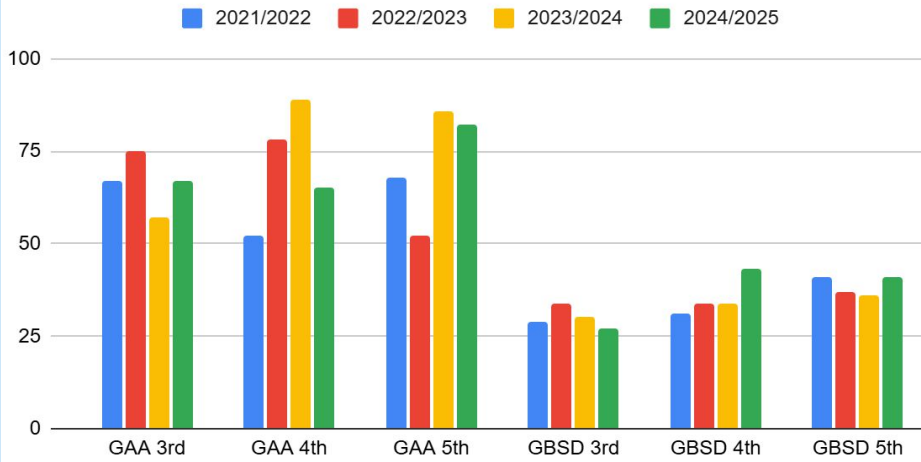
16% English Learners
30.1% Students Experiencing Poverty
10.4% Students with IEPs
20.9% Students with Disabilities

4.3% Asian
10.4% Black/African American
26.4% Hispanic/Latino
58.9% White
6.1% Multiracial
30.7% Underserved Race/Ethnicity

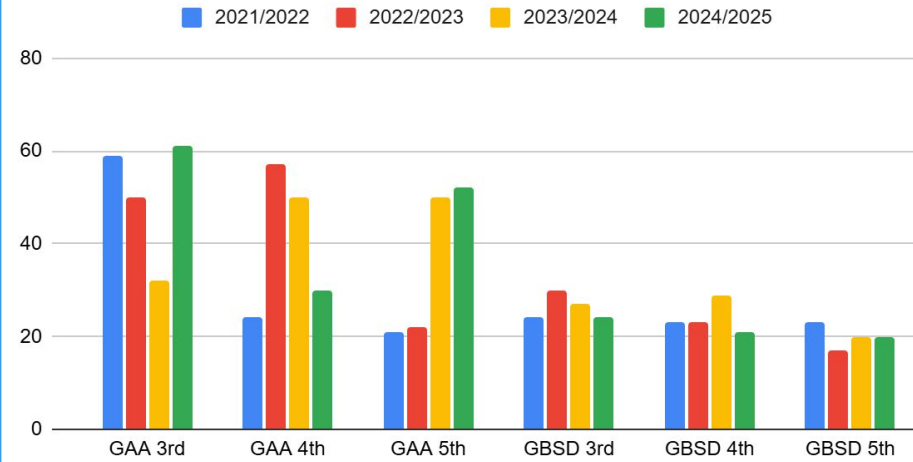
Regular Attenders (Students who attend more than 90% of their enrolled school days)



OSA ELA % Passing by Grade (GAA/GBSD)



OSA Math % Passing by Grade (GAA/GBSD)



Thank you!