

UNITY 2024-25 REPORT CARD OVERVIEW

Presented By:

ZACK FUGATE, SUPERINTENDENT



[UNITY.K12.WI.US/PAGE/REPORT-CARDS](https://unity.k12.wi.us/page/report-cards)



THE BIG PICTURE

Unity School District received a 'Meets Expectations' rating with an overall score of 66.4.

Unity's most heavily weighted scoring category is 'Growth' as an outcome of Wisconsin's statutorily mandated weighting system.

Each Priority Area score is put into this weighting system to derive the overall score.

HIGHLIGHTS

- ✓ Graduation Rate
- ✓ On-Track to Graduation Measures
- ✓ Dual Enrollment Numbers Outpace the State
- ✓ Art Course Participation Nearly Double of State Average

Score Summary

Report cards, including the weighting of the Achievement and Growth priority areas, are governed by Wis. Stat. § 115.385. For more information, including updates for 2024-25, see <https://dpi.wi.gov/accountability/resources>.

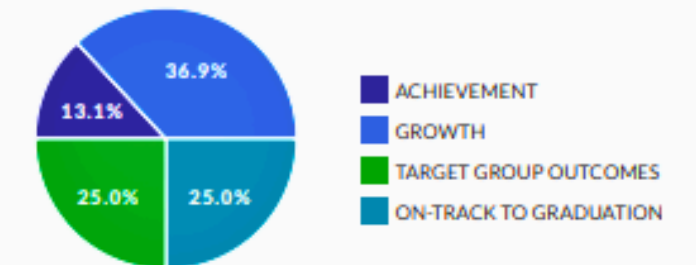
Overall Score

66.4

Meets Expectations



PRIORITY AREA WEIGHTS

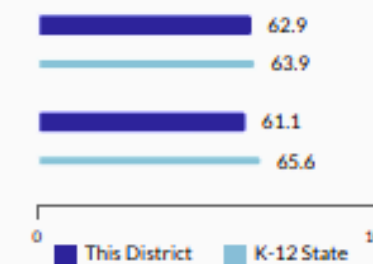


Priority Area Scores

ACHIEVEMENT



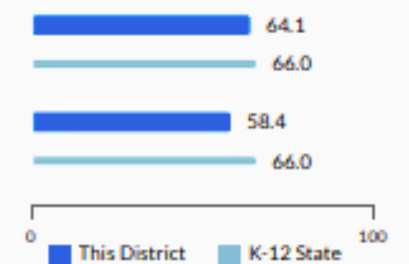
Subject Area Scores



GROWTH



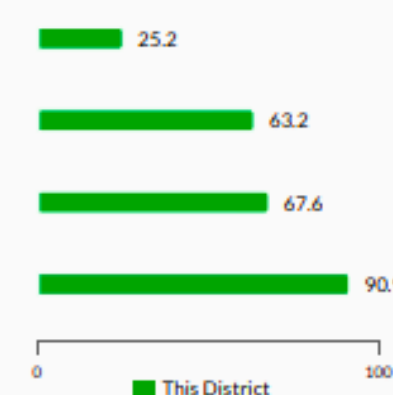
Subject Area Scores




TARGET GROUP OUTCOMES



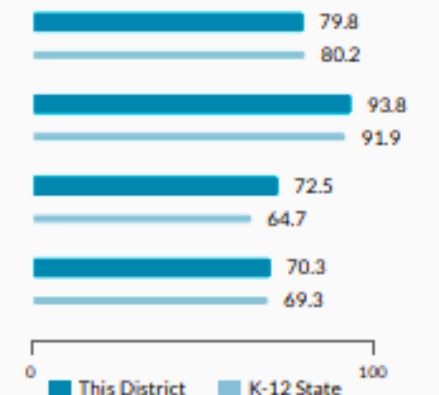
Group Scores



ON-TRACK TO GRADUATION



Area Scores



SUMMARY OF RESULTS BY SCHOOL

	Unity	Unity Elementary	Unity Middle	Unity High
	Overall Score	Overall Score	Overall Score	Overall Score
	66.4	69.9	67.6	63.5
State Rank	282	763	226	346
State Percentile	26	48	39	40
CESA Rank	32	43	25	25
CESA Percentile	18	23	17	36

IMPROVEMENT TARGETS

Math achievement and growth, especially at the high school level, are top priorities.

A relatively high rate of chronic absenteeism is also likely a hindrance to obtaining better student results.

Build on early literacy success to sustain and expand ELA proficiency from the strong starting point as evidenced by 3rd grade ELA scores.

ACTION STEPS IN PLACE

- ✓ Restructuring HS Math Course Sequencing
- ✓ Development of Elementary Math Interventions
- ✓ Attendance Data Tracking & Systematic Responses
- ✓ Walk to Read Program Improvement, Middle School Interventionist Training, Guaranteed and Viable Curriculum Implementation

Score Summary

Report cards, including the weighting of the Achievement and Growth priority areas, are governed by Wis. Stat. § 115.385. For more information, including updates for 2024-25, see <https://dpi.wi.gov/accountability/resources>.

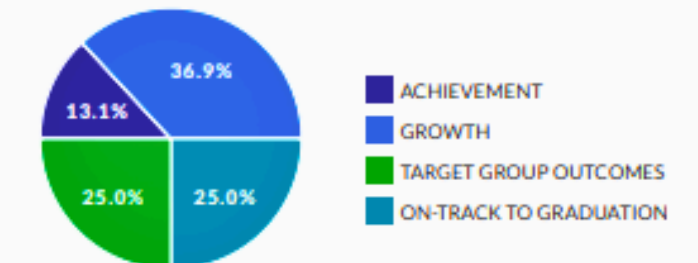
Overall Score

66.4

Meets Expectations



PRIORITY AREA WEIGHTS

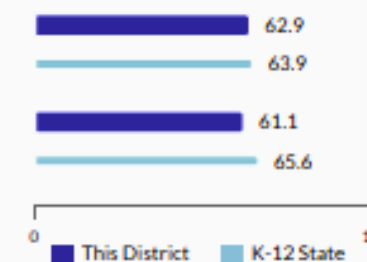


Priority Area Scores

ACHIEVEMENT



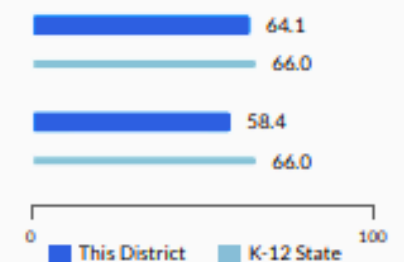
Subject Area Scores



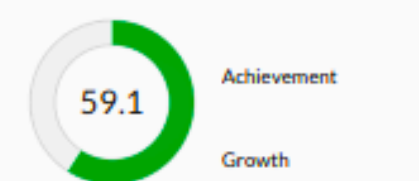
GROWTH



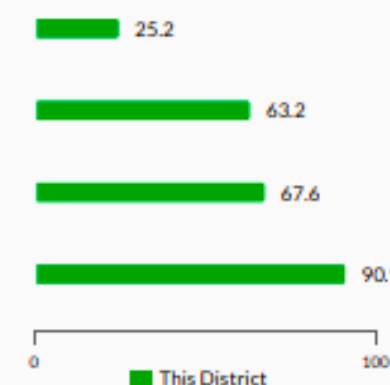
Subject Area Scores



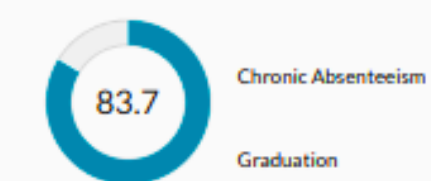
TARGET GROUP OUTCOMES



Group Scores



ON-TRACK TO GRADUATION



Area Scores

