



SOUTH SAN ANTONIO INDEPENDENT SCHOOL DISTRICT

Agenda Item Summary

Meeting Date: October 18, 2018

Purpose: ☒ Presentation/Report ☐ Recognition ☐ Discussion/ Possible Action

☐ Closed/Executive Session ☐ Work Session ☐ Discussion Only ☐ Consent

From: Amy Shields, Director of Teaching & Learning

Item Title: Report on Progress Measure 3.3: Percent of K-2 students reading on or above grade level

Description:

Progress Measure 3.3: The percent of K-2 students reading on or above grade level will increase yearly by 9.25 percentage points from 48% to meet the goal of 85% by 2022 (using Fountas & Pinnell Benchmark Assessment System).

57.25% by 2019

66.5% by 2020

75.75% by 2021

85% by 2022

Recommendation:

Report only.

District Goal/Strategy:

Goal 3 The percent of students who perform at the Masters Grade Level standard for all grades in state reading exams will increase from 9% to 20% by 2022.

Funding Budget Code and Amount:

CFO Approval

Not to exceed

APPROVED BY:

SIGNATURE

DATE

Chief Officer:

Superintendent:








10-2-2018

Beginning of Year Reading Data

Goal 3.3

Division of Academics

Instructional Reading Level Expectations

	Beginning of Year (Sept)	Middle of Year (Dec/Jan)	End of Year (late April/May)
First Grade	D+ 	G+ 	I+
	C 	F 	H
	B 	E 	G
	A	Levels A-D	Levels A-F

Key
Exceeds Expectations
Meets Expectations
Approaches Expectations
Does Not Meet Expectations

1st Grade

40% of 1st
Graders are
reading on or
above level


	Total Number of Students Assessed	Non Readers	Does Not Meet Expectations	Approaches	Meets	Exceeds
			Level A	Level B	Level C	Level D+
EOY Kinder	551	116 21%	155 28%	113 21%	49 9%	118 21%
			Levels A	Level B	Level C	Level D+
BOY 1st Grade	513	114 22%	115 22%	80 16%	61 12%	143 28%

EOY=End of Year
BOY = Beginning of Year

1st Grade Campus Data

	Number of Students Assessed	Non Readers	Does Not Meet Expectations	Approaches	Meets	Exceeds
			Level A	Level B	Level C	Level D+
Armstrong	39	5	9	9	3	13
Benavidez	82	6	19	14	14	29
Carrillo	54	23	18	3	2	8
Five Palms	59	5	23	13	5	13
Hutchins	55	14	14	7	7	13
Kindred	38	10	6	7	5	10
Madla	61	18	10	10	8	15
Palo Alto	65	12	9	8	9	27
Price	60	21	7	9	8	15
District	513	22%	20%	16%	12%	28%

Instructional Reading Level Expectations

	Beginning of Year (Sept)	Middle of Year (Dec/Jan)	End of Year (late April/May)
Second Grade	J+ 	L+ 	N+
	I 	K 	M
	H 	J 	L
	Levels A-G	Levels A-I	Levels A-K

Key
Exceeds Expectations
Meets Expectations
Approaches Expectations
Does Not Meet Expectations

2nd Grade-All Students

	Total Number of Students Assessed	Non Readers	Does Not Meet Expectations	Approaches	Meets	Exceeds
			Levels A-G	Level H	Level I	Level J+
EOY 1st Grade	570	24 4%	238 42%	57 10%	46 8%	202 35%
			Levels A-G	Level H	Level I	Level J+
BOY 2nd Grade	550	26 5%	286 52%	25 5%	36 7%	177 32%

EOY= End of Year
BOY = Beginning of Year

2nd Grade Campus Data--All Students

	Number of Students Assessed	Non Readers	Does Not Meet Expectations	Approaches	Meets	Exceeds
			Levels A-G	Level H	Level I	Level J+
Armstrong	48	3	27	1	2	15
Benavidez	77	0	43	6	7	21
Carrillo	62	5	40	1	0	16
Five Palms	62	2	20	5	6	29
Hutchins	63	2	29	3	10	19
Kindred	51	6	27	2	1	15
Madla	51	1	32	2	5	11
Palo Alto	62	1	31	4	5	21
Price	74	6	37	1	0	30
District	550	5%	52%	5%	7%	32%

2nd Grade--Returning Students

39% of 2nd
Graders are
reading on or
above level

	Total Number of Students Assessed	Non Readers	Does Not Meet Expectations	Approaches	Meets	Exceeds
			Levels A-G	Level H	Level I	Level J+
EOY 1st Grade	570	24 4%	238 42%	57 10%	46 8%	202 35%
			Levels A-G	Level H	Level I	Level J+
BOY 2nd Grade	461	19 4%	245 53%	19 4%	31 7%	147 32%

EOY=End of Year
BOY = Beginning of Year

2nd Grade Campus Data--Returning Students

	Number of Students Assessed	Non Readers	Does Not Meet Expectations	Approaches	Meets	Exceeds
			Levels A-G	Level H	Level I	Level J+
Armstrong	38	3	22	1	2	10
Benavidez	61	0	35	4	6	16
Carrillo	53	4	35	1	0	13
Five Palms	51	2	17	2	4	27
Hutchins	57	2	27	3	10	15
Kindred	46	4	25	1	1	15
Madla	43	1	27	2	4	9
Palo Alto	53	1	27	4	4	17
Price	58	2	30	1	0	25
District	460	4%	53%	4%	7%	32%

Beginning of Year Reading Data

Goal Progress Measure 3.3

Amy Shields,
Director of Teaching & Learning

Division of Academics

GPM 3.3

The percent of K-2 students reading on or above grade level will increase yearly by 9.25 percentage points from 48% to meet the goal of 85% by 2022.

57.25% by 2019







66.5% by 2020

75.75% by 2021

85% by 2022



Instructional Reading Level Expectations

	Beginning of Year (Sept)	Middle of Year (January)	End of Year (May)
First Grade	D+ 	G+ 	J+
	C 	F 	I
	B 	E 	H
	A	Levels A-D	Levels A-G

Key
Exceeds Expectations
Meets Expectations
Approaches Expectations
Does Not Meet Expectations



1st Grade

**40% of 1st
Graders are
Reading On or
Above Level**

	Total Number of Students Assessed	Non Readers	Does Not Meet Expectations	Approaches	Meets	Exceeds
			Level A	Level B	Level C	Level D+
EOY Kinder	551	116 21%	155 28%	113 21%	49 9%	118 21%
			Levels A	Level B	Level C	Level D+
BOY 1st Grade	513	114 22%	115 22%	80 16%	61 12%	143 28%

EOY=End of Year
BOY = Beginning of Year



1st Grade Campus Data







	Number of Students Assessed	Non Readers	Does Not Meet Expectations	Approaches	Meets	Exceeds
			Level A	Level B	Level C	Level D+
Armstrong	39	5	9	9	3	13
Benavidez	82	6	19	14	14	29
Carrillo	54	23	18	3	2	8
Five Palms	59	5	23	13	5	13
Hutchins	55	14	14	7	7	13
Kindred	38	10	6	7	5	10
Madla	61	18	10	10	8	15
Palo Alto	65	12	9	8	9	27
Price	60	21	7	9	8	15
District	513	22%	20%	16%	12%	28%

MOY 1st Grade Goals

- Decrease non-readers to 10%
- Decrease Level A to 7%
- Decrease Level B to 10%
- Increase percentage of students reading on or above level to 45%



Instructional Reading Level Expectations

	Beginning of Year (Sept)	Middle of Year (Dec/Jan)	End of Year (late April/May)
Second Grade	J+ 	L+ 	N+
	I 	K 	M
	H 	J 	L
	Levels A-G	Levels A-I	Levels A-K

Key
Exceeds Expectations
Meets Expectations
Approaches Expectations
Does Not Meet Expectations



2nd Grade- All Students

	Total Number of Students Assessed	Non Readers	Does Not Meet Expectations	Approaches	Meets	Exceeds
			Levels A-G	Level H	Level I	Level J+
EOY 1st Grade	567	24 4%	238 42%	57 10%	46 8%	202 35%
			Levels A-G	Level H	Level I	Level J+
BOY 2nd Grade	550	26 5%	286 52%	25 5%	36 7%	177 32%

EOY= End of Year
BOY = Beginning of Year



2nd Grade Campus Data-- All Students

	Number of Students Assessed	Non Readers	Does Not Meet Expectations	Approaches	Meets	Exceeds
			Levels A-G	Level H	Level I	Level J+
Armstrong	48	3	27	1	2	15
Benavidez	77	0	43	6	7	21
Carrillo	62	5	40	1	0	16
Five Palms	62	2	20	5	6	29
Hutchins	63	2	29	3	10	19
Kindred	51	6	27	2	1	15
Madla	51	1	32	2	5	11
Palo Alto	62	1	31	4	5	21
Price	74	6	37	1	0	30
District	550	5%	52%	5%	7%	32%



2nd Grade-- Returning Students

**38% of 2nd
Graders are
Reading On or
Above Level**

	Total Number of Students Assessed	Non Readers	Does Not Meet Expectations	Approaches	Meets	Exceeds
			Levels A-G	Level H	Level I	Level J+
EOY 1st Grade	567	24 4%	238 42%	57 10%	46 8%	202 35%
			Levels A-G	Level H	Level I	Level J+
BOY 2nd Grade	461	18 4%	248 54%	20 4%	31 7%	144 31%

EOY=End of Year
BOY = Beginning of Year



2nd Grade Campus Data-- Returning Students

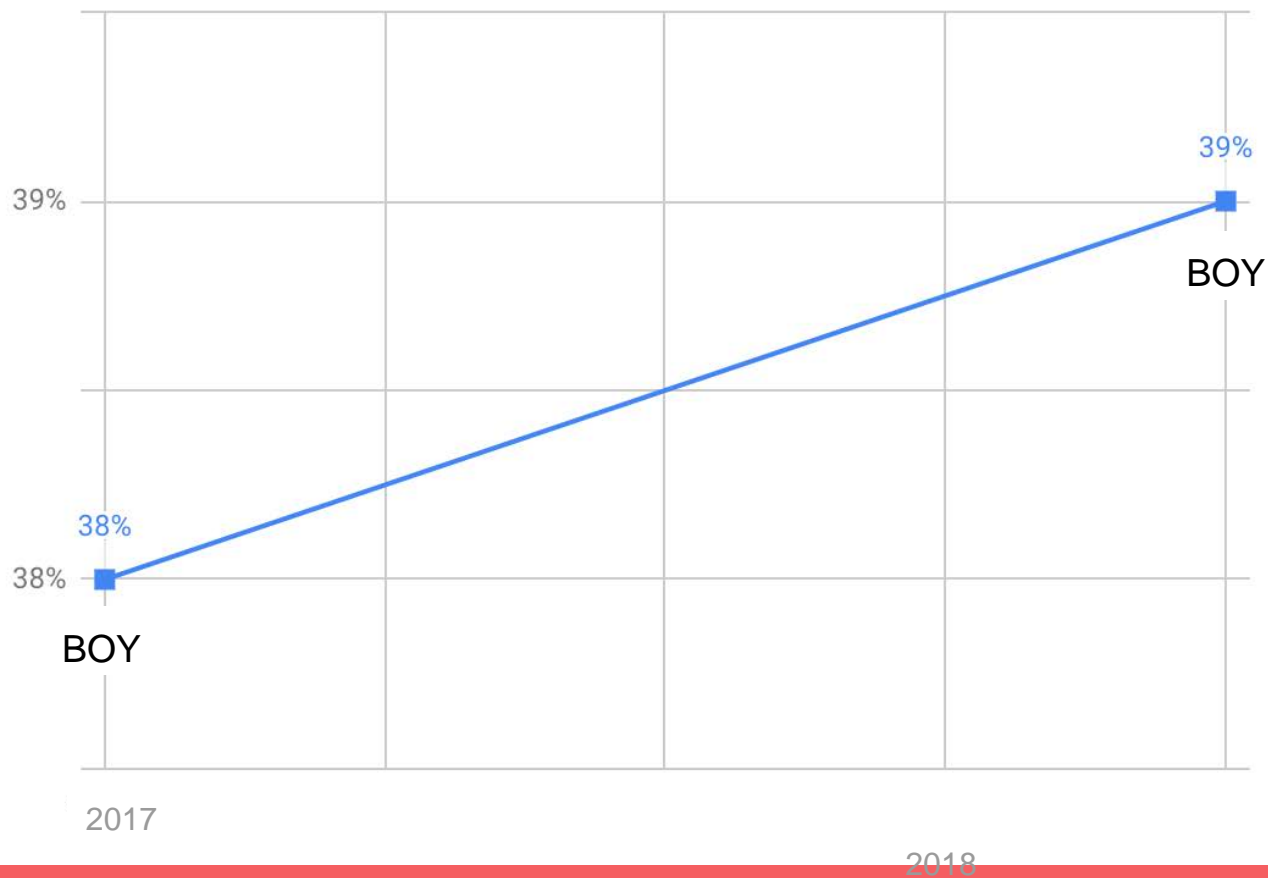
	Number of Students Assessed	Non Readers	Does Not Meet Expectations	Approaches	Meets	Exceeds
			Levels A-G	Level H	Level I	Level J+
Armstrong	38	3	22	1	2	10
Benavidez	61	0	35	4	6	16
Carrillo	54	4	37	1	0	12
Five Palms	52	2	17	3	4	26
Hutchins	58	2	28	3	10	15
Kindred	45	3	25	1	1	15
Madla	42	1	27	2	4	8
Palo Alto	53	1	27	4	4	17
Price	58	2	30	1	0	25
District	461	4%	54%	4%	7%	31%

MOY 2nd Grade Goals

- Decrease non-readers to 2%
- Decrease Levels AG to 32%
- Increase percentage of students reading on or above level to 43%

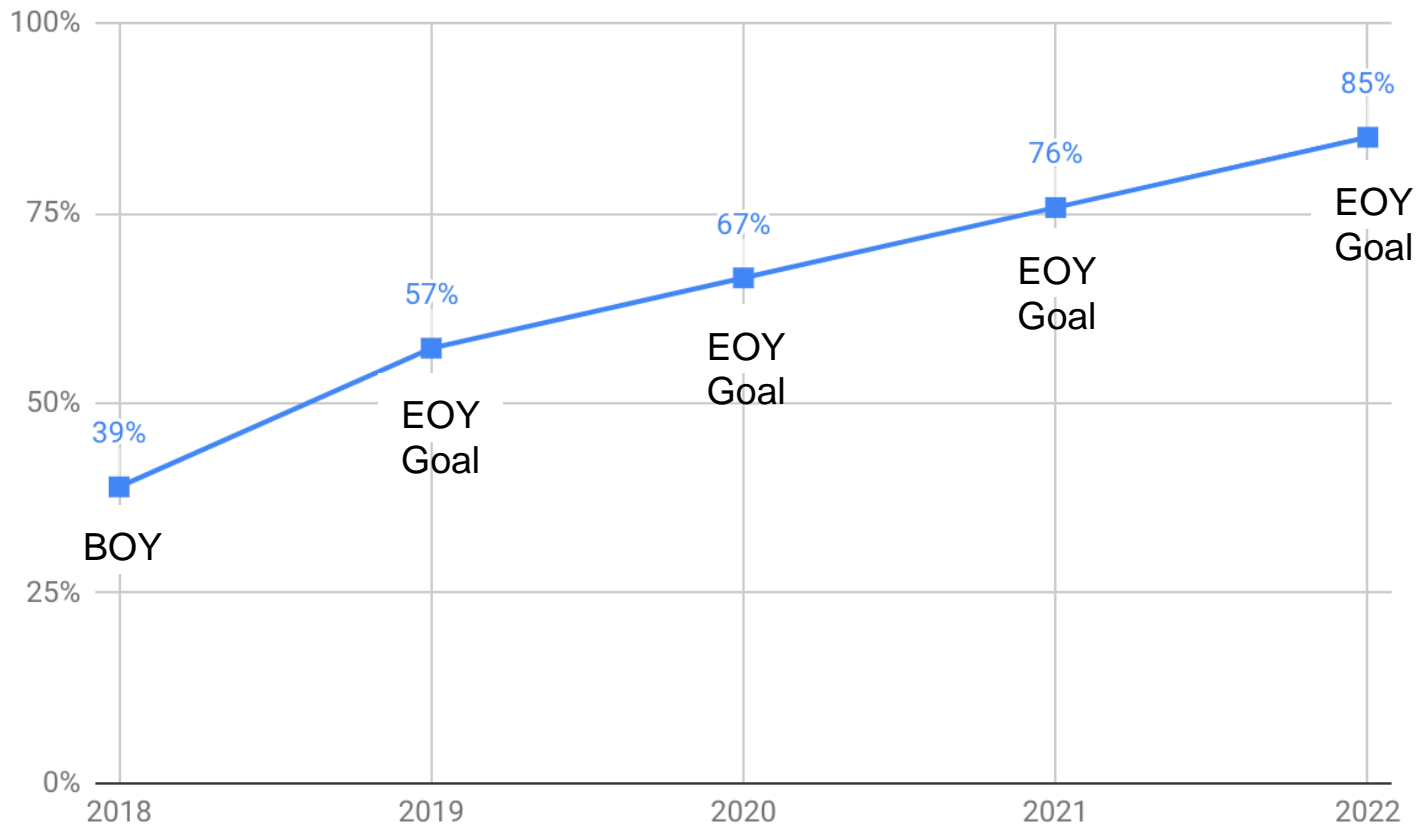


BOY 2017 VS. BOY 2018





Where are we with our ANNUAL TARGET?



Kindergarten

- Kinder students were assessed on these pre-reading skills:
 - letter naming
 - initial sounds
 - blending words
 - segmenting words
 - rhyming
- Students were grouped according to data and are receiving instruction to acquire these pre-reading skills.
- Kindergarten will give their first "reading" assessment in December.
 - Goal is for students to be reading on a level A or a level B.