





	Students Tested	Mean Score	Median Score	% of Students by Achievement Level
<b>BARROW HIGH SCHOOL</b>	62	1592	1589	
<b>NORTH SLOPE BOROUGH SCHOOL DISTRICT</b>	921	1566	1561	
<b>ALASKA</b>	54,814	1588	1583	

### Achievement Levels

Overall scores on the AK STAR Assessments are divided into four achievement levels: Advanced, Proficient, Approaching Proficient, and Needs Support.






### Scale Scores

The number of students and median and mean scale scores are reported at the grade level in the table below. The median is the middle score in the ordered list of all students' scale scores. The mean is the average scale score by grade.

For scale score ranges of all achievement levels, visit this page or scan the QR code:  
[education.alaska.gov/assessments/achievement](https://education.alaska.gov/assessments/achievement)



## ELA Summary By Grade

Grade	Students Tested	Mean Score	Median Score	% of Students by Achievement Level
9	62	1592	1589	<div> <div>NS : 53%</div> <div>AP : 32%</div> <div>P : 11%</div> <div>A : 3%</div> </div>
				School 
				District 
				State 

Due to rounding, the sum of the percentage values may not equal 100%.

### Performance by Instructional Area

The table below shows how the performance of the school compares to the district and state mean RIT score for the instructional areas of the test.

### Comparison Legend


- ↑ did better than the District/State mean RIT
- ≈ did about as well as the District/State mean RIT
- ↓ did not do as well as the District/State mean RIT
- Ø did not attempt any items in this area

Grade	Students with Valid RIT Scores	Instructional Area	Comparison	
			District	State
9	59	Reading Overall	↑	↓
		• Literary Text	↑	↓
		• Informational Text	↑	↓
		• Vocabulary	↑	↓
		Language Usage Overall	↑	↓
		• Language: Grammar	↑	↓
		• Language: Mechanics	↑	↓
		• Writing: Write/Revise	↑	↓

	Students Tested	Mean Score	Median Score	% of Students by Achievement Level		
<b>BARROW HIGH SCHOOL</b>	54	1551	1548	63%	31%	6%
<b>NORTH SLOPE BOROUGH SCHOOL DISTRICT</b>	912	1520	1517	81%	11%	7%
<b>ALASKA</b>	54,834	1541	1536	50%	18%	23% 8%

### Achievement Levels

Overall scores on the AK STAR Assessments are divided into four achievement levels: Advanced, Proficient, Approaching Proficient, and Needs Support.



### Scale Scores

The number of students and median and mean scale scores are reported at the grade level in the table below. The median is the middle score in the ordered list of all students' scale scores. The mean is the average scale score by grade.

For scale score ranges of all achievement levels, visit this page or scan the QR code: [education.alaska.gov/assessments/achievement](https://education.alaska.gov/assessments/achievement).



### Math Summary By Grade

Grade	Students Tested	Mean Score	Median Score	% of Students by Achievement Level			
9	54	1551	1548	NS : 63%    AP : 31%    P : 6%    A : 0%			
				School	63%	31%	6%
				District	82%	16%	
				State	61%	21%	12% 6%

Due to rounding, the sum of the percentage values may not equal 100%.

**Performance by Instructional Area**

The table below shows how the performance of the school compares to the district and state mean RIT score for the instructional areas of the test.

**Comparison Legend**

- ↑ did better than the District/State mean RIT
- ≈ did about as well as the District/State mean RIT
- ↓ did not do as well as the District/State mean RIT
- Ø did not attempt any items in this area

Grade	Students with Valid RIT Scores	Instructional Area	Comparison	
			District	State
9	52	Math Overall	↑	↓
		• Operations and Algebraic Thinking	↑	↓
		• The Real and Complex Number Systems	↑	↓
		• Geometry	↑	↓
		• Statistics and Probability	↑	↓