



	A	B	C	D	E	F	G	H	I
51	CONT-SERV-COMPUTERS-HS-ST COMP					0.00	0.00	0.00	0.00
52	CONT SERV-COMPUTERS-MS					12,500.00	0.00	3,150.05	9,349.95
53	CONT SERV-COMPUTERS-MS-ST COMP					0.00	0.00	0.00	0.00
54	CONT SERV-COMPUTERS-PS					12,500.00	0.00	4,025.30	8,474.70
55	CONT SERV-COMPUTERS-PS ESL					0.00	0.00	0.00	0.00
56	CONT SERV-COMPUTERS-PS-ST COMP					0.00	0.00	0.00	0.00
57	CONT SERV-COMPUTERS- ES					14,000.00	0.00	4,025.28	9,974.72
58	CONT SERV-COMPUTERS-ES-ESL					0.00	0.00	0.00	0.00
59	CONT SERV-COMPUTERS-ES-ST COMP					0.00	0.00	0.00	0.00
60	CONT SERV-TECHNOLOGY-HS					5,000.00	0.00	0.00	5,000.00
61	CONT SERV-TECHNOLOGY-MS					5,000.00	0.00	119.99	4,880.01
62	CONT SERV-TECHNOLOGY-PS					5,000.00	0.00	0.00	5,000.00
63	CONT SERV-TECHNOLOGY-ES					5,000.00	0.00	0.00	5,000.00
64	TOTAL					136,600.00	16,110.00	13,466.12	107,023.88
65									
66	INST SUPPLIES-HS					14,000.00	750.00	0.00	13,250.00
67	INST SUPPLIES-HS-G/T					100.00	53.97	0.00	46.03
68	INST SUPPLIES-HS-ESL					300.00	0.00	0.00	300.00
69	INST SUPPLIES-HS-ST COMP					2,500.00	0.00	0.00	2,500.00
70	INST SUPPLIES-HS-ENTENDED DAY					1,500.00	0.00	0.00	1,500.00
71	INST SUPPLIES-HS ALLOTMENT					10,000.00	0.00	0.00	10,000.00
72	INST SUPPLIES-MS					12,500.00	750.00	643.17	11,106.83
73	INST SUPPLIES-MS-G/T					1,600.00	0.00	1399.99	200.01
74	INST SUPPLIES-MS-ESL					300.00	0.00	0.00	300.00
75	INST SUPPLIES-MS-ST COMP					2,000.00	0.00	0.00	2,000.00
76	INST SUPPLIES-MS-EXTENDED DAY					1,500.00	0.00	0.00	1,500.00
77	INST SUPPLIES-PS					18,000.00	750.00	1,107.64	16,142.36
78	INST SUPPLIES-PS-G/T					500.00	0.00	0.00	500.00
79	INST SUPPLIES-PS-ESL					500.00	0.00	0.00	500.00
80	INST SUPPLIES-PS-ST COMP					1,000.00	0.00	0.00	1,000.00
81	INST SUPPLIES-PS-AFTER SCHOOL					1,500.00	0.00	0.00	1,500.00
82	INST SUPPLIES-ES					18,000.00	750.00	0.00	17,250.00
83	INST SUPPLIES-ES-G/T					500.00	0.00	0.00	500.00
84	INST SUPPLIES-ES-ESL					300.00	0.00	0.00	300.00
85	INST SUPPLIES-ES-ST COMP					2,000.00	0.00	0.00	2,000.00
86	INST SUPPLIES-ES-AFTER SCHOOL					1,500.00	0.00	0.00	1,500.00
87	IST SUPPLIES-CURRICULUM-ES					600.00	0.00	0.00	600.00
88	SUPPLIES-DISTRICT					0.00	0.00	0.00	0.00
89	GENERAL SUPPLIES-HS					10,000.00	0.00	0.00	10,000.00
90	GENERAL SUPPLIES-MS					5,000.00	0.00	0.00	5,000.00
91	GENERAL SUPPLIES-PS					5,000.00	0.00	0.00	5,000.00
92	GENERAL SUPPLIES-ES					5,000.00	0.00	0.00	5,000.00
93	ENGLISH-HS					600.00	0.00	0.00	600.00
94	ENGLISH-MS					500.00	0.00	0.00	500.00
95	SPEECH-HS					50.00	0.00	0.00	50.00
96	SPEECH-MS					200.00	0.00	0.00	200.00
97	JOURNALISM-HS					300.00	0.00	0.00	300.00
98	JOURNALISM-MS					0.00	0.00	0.00	0.00
99	DRAMA-HS					4,100.00	7.00	0.00	4,093.00

	A	B	C	D	E	F	G	H	I
100	DRAMA-MS					250.00	0.00	0.00	250.00
101	READING-MS					750.00	0.00	0.00	750.00
102	SPANISH-HS					200.00	0.00	0.00	200.00
103	BAND-HS					6,000.00	580.32	233.10	5,186.58
104	CHOIR-HS					1,000.00	0.00	169.20	830.80
105	BAND-MS					5,000.00	0.00	340.20	4,659.80
106	CHOIR-MS					1,000.00	0.00	121.29	878.71
107	HISTORY-HS					250.00	0.00	0.00	250.00
108	HISTORY-MS					500.00	0.00	0.00	500.00
109	MATH-HS					3,870.00	146.67	54.13	3,669.20
110	MATH-MS					1,500.00	0.00	0.00	1,500.00
111	ART-HS					1,234.00	0.00	0.00	1,234.00
112	ART-MS					1,000.00	0.00	0.00	1,000.00
113	ART-PS					2,400.00	0.00	1,199.53	1,200.47
114	ART-ES					600.00	0.00	0.00	600.00
115	SCIENCE-HS					4,536.00	866.70	135.00	3,534.30
116	SCIENCE-MS					2,320.00	905.32	0.00	1,414.68
117	SCIENCE-ES					2,500.00	88.34	0.00	2,411.66
118	MUSIC-PS					500.00	0.00	0.00	500.00
119	MUSIC-ES					500.00	0.00	83.50	416.50
120	PE-HS					500.00	40.00	0.00	460.00
121	PE-MS					750.00	0.00	0.00	750.00
122	PE-PS					750.00	0.00	0.00	750.00
123	PE-ES					700.00	0.00	585.73	114.27
124	INST HEALTH-HS					0.00	0.00	0.00	0.00
125	BUSINESS DEPT-HS					1,000.00	133.22	0.00	866.78
126	KEYBOARDING-MS					500.00	0.00	0.00	500.00
127	HEALTH-HS					0.00	0.00	0.00	0.00
128	SIXTH GRADE-MS					0.00	0.00	0.00	0.00
129	PRE-K-PS					500.00	0.00	0.00	500.00
130	KINDERGARTEN-PS					3,000.00	0.00	0.00	3,000.00
131	FIRST GRADE-PS					3,500.00	0.00	0.00	3,500.00
132	SECOND GRADE-PS					3,000.00	0.00	0.00	3,000.00
133	HEAD START-PS					600.00	0.00	0.00	600.00
134	THIRD GRADE-ES					3,500.00	0.00	0.00	3,500.00
135	FOURTH GRADE-ES					3,000.00	0.00	0.00	3,000.00
136	FIFTH GRADE-ES					3,000.00	0.00	0.00	3,000.00
137	COMPUTER LAB-MS					500.00	0.00	0.00	500.00
138	COMPUTER LAB-PS					900.00	0.00	0.00	900.00
139	COMPUTER LAB-ES					2,000.00	0.00	0.00	2,000.00
140	CAREER & TECH-HS					0.00	0.00	0.00	0.00
141	VO AGRICULTURE-HS					2,000.00	250.00	200.00	1,550.00
142	HOMEMAKING-HS					2,500.00	0.00	0.00	2,500.00
143	AUTO MECH-HS					2,000.00	0.00	200.00	1,800.00
144	D E -HS					1,000.00	0.00	0.00	1,000.00
145	SPEECH THERAPY-PS					0.00	0.00	0.00	0.00
146	SPEECH THERAPY-ES					0.00	0.00	0.00	0.00
147	CONTENT MASTERY-HS					0.00	0.00	0.00	0.00
148	SPECIAL ED-HS					2,000.00	0.00	0.00	2,000.00
149	SPECIAL ED-MS					2,000.00	0.00	0.00	2,000.00
150	SPECIAL ED-PS					750.00	0.00	0.00	750.00

	A	B	C	D	E	F	G	H	I
151	SPECIAL ED-ES					2,000.00	0.00	0.00	2,000.00
152	SUPPLIES-HS-SCIENCE-RENOVATIONS					0.00	0.00	0.00	0.00
153	SUPPLIES-TECHNOLOGY-HS**					10,000.00	2,225.67	182.39	7,591.94
154	SUPPLEIS-TECHNOLOGY-HS C/T					0.00	0.00	0.00	0.00
155	SUPPLIES-TECHNOLOGY-MS**					10,000.00	2,225.67	182.39	7,591.94
156	SUPPLIES-TECHNOLOGY-PS**					10,000.00	2,225.66	182.39	7,591.95
157	SUPPLIES-TECHNOLOGY-ES**					10,000.00	2,225.66	182.39	7,591.95
158	TOTAL					239,310.00	14,974.20	7,202.04	217,133.76
159									
160	GENERAL TRAVEL-HS					2,500.00	0.00	0.00	2,500.00
161	TRAVEL-BUSINESS-HS					0.00	0.00	0.00	0.00
162	TRAVEL-DRAFTING-HS					0.00	0.00	0.00	0.00
163	TRAVEL-VO AG-HS					5,000.00	58.15	0.00	4,941.85
164	TRAVEL-HOMEMAKING-HS					2,000.00	0.00	0.00	2,000.00
165	TRAVEL-AUTO MECH-HS					0.00	0.00	0.00	0.00
166	TRAVEL-DE-HS					1,000.00	0.00	0.00	1,000.00
167	TRAVEL-SP ED-NON EMPLOYEE					2,500.00	0.00	0.00	2,500.00
168	FEE/DUES-ES					0.00	0.00	0.00	0.00
169	GRADUATION EXPENSE					2,500.00	0.00	0.00	2,500.00
170	TOTAL					15,500.00	58.15	0.00	15,441.85
171									
172	VECHILE-VO AG					0.00	0.00	0.00	0.00
173	EQUIP/FURN>5,000-VO AG					0.00	0.00	0.00	0.00
174	FURN/EQUIP-HS					9,890.12	0.00	3,602.69	6,287.43
175	FURN/EQUIP-C/T					0.00	0.00	0.00	0.00
176	FURN/EQUIP-HS ALLOTMENT					10,000.00	0.00	0.00	10,000.00
177	FURN/EQUIP-MS					10,000.00	0.00	0.00	10,000.00
178	FURN/EQUIP-MS-ST COMP					0.00	0.00	0.00	0.00
179	FURN/EQUIP-PS					10,000.00	0.00	0.00	10,000.00
180	FURN/EQUIP-ES					10,000.00	0.00	0.00	10,000.00
181	FURN/EQUIP-DISTRICT WIDE					25,000.00	0.00	0.00	25,000.00
182	FURN/EQUIP-HS-ENGLISH					0.00	0.00	0.00	0.00
183	FURN/EQUIP-DRAMA					0.00	0.00	0.00	0.00
184	FURN/EQUIP-MS-READING					0.00	0.00	0.00	0.00
185	FURN/EQUIP-SPANISH					0.00	0.00	0.00	0.00
186	BAND INSTRUMENTS-HS					50,000.00	0.00	0.00	50,000.00
187	FURN/EQUIP-HS CHOIR					0.00	0.00	0.00	0.00
188	BAND INSTRUMENTS-MS					0.00	0.00	0.00	0.00
189	FURN/EQUIP-HS HISTORY					0.00	0.00	0.00	0.00
190	FURN/EQUIP-MS-HISTORY					0.00	0.00	0.00	0.00
191	FURN/EQUIP-HS-MATH					5,000.00	0.00	0.00	5,000.00
192	FURN/EQUIP-HS-ART					0.00	0.00	0.00	0.00
193	FURN/EQUIP-HS-SCIENCE					0.00	0.00	0.00	0.00
194	FURN/EQUIP-MS-SCIENCE					0.00	0.00	0.00	0.00
195	FURN/EQUIP-PS-MUSIC					0.00	0.00	0.00	0.00
196	FURN/EQUIP-ES-MUSIC					0.00	0.00	0.00	0.00
197	FURN/EQUIP-PS-PE					0.00	0.00	0.00	0.00
198	FURN/EQUIP-ES-PE					0.00	0.00	0.00	0.00
199	FURN/EQUIP-KEYBOARDING-MS					0.00	0.00	0.00	0.00
200	FURN/EQUIP-PS-PRE-K					0.00	0.00	0.00	0.00
201	FURN/EQUIP-PS-KINDERGARTEN					0.00	0.00	0.00	0.00

	A	B	C	D	E	F	G	H	I
202	FURN/EQUIP-PS-FIRST GRADE					0.00	0.00	0.00	0.00
203	FURN/EQUIP-PS-SECOND GRADE					0.00	0.00	0.00	0.00
204	FURN/EQUIP-HEAD START					0.00	0.00	0.00	0.00
205	FURN/EQUIP-ES-THIRD GRADE					0.00	0.00	0.00	0.00
206	FURN/EQUIP-ES-FOURTH GRADE					0.00	0.00	0.00	0.00
207	FURN/EQUIP-ES-FIFTH GRADE					0.00	0.00	0.00	0.00
208	FURN/EQUIP-HS-CAREER/TECH					0.00	0.00	0.00	0.00
209	FURN/EQUIP-VO AG					0.00	0.00	0.00	0.00
210	FURN/EQUIP-DE					0.00	0.00	0.00	0.00
211	FURN-EQUIP-HS-AUTO MECH					0.00	0.00	0.00	0.00
212	FURN/EQUIP-PS-SPEECH					0.00	0.00	0.00	0.00
213	FURN/EQUIP-HS-SP ED					109.88	0.00	109.88	0.00
214	FURN/EQUIP-MS-SP ED					0.00	0.00	0.00	0.00
215	FURN/EQUIP-PS-SP ED					0.00	0.00	0.00	0.00
216	FURN/EQUIP-ES-SP ED					0.00	0.00	0.00	0.00
217	FURN/EQUIP-HS-SCIENCE-RENOVATIONS					0.00	0.00	0.00	0.00
218	FURN/EQUIP-HS TECHNOLOGY**					45,000.00	0.00	0.00	45,000.00
219	FURN/EQUIP-HS-C/T					0.00	0.00	0.00	0.00
220	FURN/EQUIP-HS-ST COMP					0.00	0.00	0.00	0.00
221	FURN/EQUIP-MS TECHNOLOGY**					2,500.00	0.00	0.00	2,500.00
222	FURN/EQUIP-PS TECHNOLOGY**					2,500.00	0.00	0.00	2,500.00
223	FURN/EQUIP-ES TECHNOLOGY**					2,500.00	0.00	0.00	2,500.00
224	FURN/EQUIP-ES-ST COMP					0.00	0.00	0.00	0.00
225	TOTAL					182,500.00	0.00	3,712.57	178,787.43
226									
227	TOTAL INSTRUCTION					7,736,419.00	208,248.88	469,119.25	7,059,050.87
228									
229									
230									
231	SUBSTITUTES					1,000.00	32.50	0.00	967.50
232	SALARIES					145,221.00	3,559.34	11,972.28	129,689.38
233	FIMM					2,145.00	41.11	0.00	2,103.89
234	HEALTH INSURANCE					11,736.00	488.98	0.00	11,247.02
235	WORKER'S COMPENSATION					696.00	0.00	0.00	696.00
236	TRS ON BEHALF					0.00	0.00	0.00	0.00
237	UNEMPLOYMENT					122.00	107.31	0.00	14.69
238	TEACHER RETIREMENT/TRS CARE					2,119.00	176.54	0.00	1,942.46
239	PERSONAL DAYS					1,672.00	0.00	0.00	1,672.00
240	TOTAL					164,711.00	4,405.78	11,972.28	148,332.94
241									
242	REGION VII SERVICES-HS					0.00	0.00	0.00	0.00
243	REGION VII SERVICES-MS					0.00	0.00	0.00	0.00
244	REGION VII SERVICES-PS					0.00	0.00	0.00	0.00
245	REGION VII SERVICES-ES					0.00	0.00	0.00	0.00
246	AUDIO VISUAL/REPAIR-HS					0.00	0.00	0.00	0.00
247	AUDIO VISUAL/REPAIR-MS					0.00	0.00	0.00	0.00
248	AUDIO VISUAL/REPAIR-PS					0.00	0.00	0.00	0.00
249	AUDIO VISUAL/REPAIR-ES					0.00	0.00	0.00	0.00
250	CONTRACTED SERVICES-HS					2,219.00	0.00	0.00	2,219.00
251	CONTRACTED SERVICES-MS					1,000.00	0.00	0.00	1,000.00

12-LIBRARY

	A	B	C	D	E	F	G	H	I
252	CONTRACTED SERVICES-PS					1,000.00	0.00	0.00	1,000.00
253	CONTRACTED SERVICES-ES					1,000.00	0.00	0.00	1,000.00
254	TOTAL					5,219.00	0.00	0.00	5,219.00
255									
256	MAGAZINES/BOOKS-HS					7,500.00	0.00	0.00	7,500.00
257	MAGAZINES/BOOKS-MS					5,500.00	0.00	3,946.45	1,553.55
258	MAGAZINES/BOOKS-PS					6,500.00	0.00	0.00	6,500.00
259	MAGAZINES/BOOKS-ES					6,000.00	0.00	0.00	6,000.00
260	AUDIO VISUAL & OTHER INST SUPPLY-HS					3,000.00	0.00	0.00	3,000.00
261	AUDIO VISUAL & OTHER INST SUPPLY-MS					2,041.00	0.00	0.00	2,041.00
262	AUDIO VISUAL & OTHER INST SUPPLY-PS					2,541.00	0.00	0.00	2,541.00
263	AUDIO VISUAL & OTHER INST SUPPLY-ES					800.00	0.00	0.00	800.00
264	TOTAL					33,882.00	0.00	3,946.45	29,935.55
265									
266	TRAVEL-HS					1,000.00	0.00	0.00	1,000.00
267	TRAVEL-MS					50.00	0.00	0.00	50.00
268	TRAVEL-PS					50.00	0.00	0.00	50.00
269	TRAVEL-ES					700.00	0.00	0.00	700.00
270	FEES/DUES-HS					500.00	0.00	0.00	500.00
271	TOTAL					2,300.00	0.00	0.00	2,300.00
272									
273	FURN/EQUIP-HS					500.00	0.00	459.00	41.00
274	FURN/EQUIP-MS					459.00	0.00	459.00	0.00
275	FURN/EQUIP-PS					459.00	0.00	459.00	0.00
276	FURN/EQUIP-ES					500.00	0.00	459.00	41.00
277	TOTAL					1,918.00	0.00	1,836.00	82.00
278									
279	TOTAL LIBRARY					208,030.00	4,405.78	17,754.73	185,869.49
280									
281	<i>13-STAFF DEVELOPMENT</i>								
282									
283	DEPARTMENT HEAD/JUDGE TRUST					11,050.00	360.11	900.53	9,789.36
284	FIMM					142.00	4.08	0.00	137.92
285	HEALTH INSURANCE					744.00	35.20	0.00	708.80
286	WORKER'S COMPENSATION					0.00	0.00	0.00	0.00
287	TRS ON-BEHALF					0.00	0.00	0.00	0.00
288	UNEMPLOYMENT					0.00	7.66	0.00	(7.66)
289	TEACHER RETIREMENT/TRS CARE					251.00	21.09	0.00	229.91
290	TOTAL					12,187.00	428.14	900.53	10,858.33
291									
292	CONTRACTED STAFF DEVELOPMENT-HS ALLO					2,000.00	0.00	0.00	2,000.00
293	CONTRACTED STAFF-DEVELOPMENT					8,000.00	0.00	0.00	8,000.00
294	STAFF DEVELOPMENT-REGION VII					8,000.00	0.00	3,354.00	4,646.00
295	STAFF DEVELOPMENT-G/T-REGION VII					11,000.00	0.00	11,000.00	0.00
296	STAFF DEVELOPMENT-CT-REGION VII					3,800.00	0.00	3,806.00	(6.00)
297	TOTAL					32,800.00	0.00	18,160.00	14,640.00
298									
299	SUPPLIES-IN SERVICE					500.00	0.00	0.00	500.00
300	TOTAL					500.00	0.00	0.00	500.00
301									

	A	B	C	D	E	F	G	H	I
302	TRAVEL-HS-REG					6,000.00	105.00	0.00	5,895.00
303	TRAVEL-HS-VOC					0.00	0.00	0.00	0.00
304	TRAVEL-HS-SP ED					0.00	0.00	0.00	0.00
305	TRAVEL-HS-ST COMP					0.00	0.00	0.00	0.00
306	TRAVEL-HS-ESL					0.00	0.00	0.00	0.00
307	TRAVEL-HS ALLOTMENT					9,500.00	0.00	0.00	9,500.00
308	TRAVEL-MS-REG					2,500.00	0.00	0.00	2,500.00
309	TRAVEL-MS-SP ED					0.00	0.00	0.00	0.00
310	TRAVEL-MS-ST COMP					0.00	0.00	0.00	0.00
311	TRAVEL-MS-ESL					0.00	0.00	0.00	0.00
312	TRAVEL-PS-REG					9,550.00	0.00	0.00	9,550.00
313	TRAVEL-PS-G/T					50.00	0.00	50.00	0.00
314	TRAVEL-PS-SP ED					0.00	0.00	0.00	0.00
315	TRAVEL-ES-REG					4,500.00	18.00	0.00	4,482.00
316	TRAVEL-ES-G/T					0.00	0.00	0.00	0.00
317	TRAVEL-ES-SP ED					0.00	0.00	0.00	0.00
318	TRAVEL ES-ESL					0.00	0.00	0.00	0.00
319	TRAVEL-ALL SCHOOLS					15,000.00	0.00	0.00	15,000.00
320	TRAVEL -TECHNOLOGY					4,500.00	2,313.00	0.00	2,187.00
321	MISC OPERATING-HS-REG					0.00	0.00	0.00	0.00
322	MISC OPERATING-HS-SP ED					0.00	0.00	0.00	0.00
323	MISC OPERATING-HS-VOC					0.00	0.00	0.00	0.00
324	MISC OEPRATING-HS-G/T					0.00	0.00	0.00	0.00
325	MISC OPERATING-MS-REG					0.00	0.00	0.00	0.00
326	MISC OPERATING-MS-G/T					0.00	0.00	0.00	0.00
327	MISC OPERATING-MS-SP ED					0.00	0.00	0.00	0.00
328	MISC OPERATING-MS-ESL					0.00	0.00	0.00	0.00
329	MISC OPERATING-PS-REG					0.00	0.00	0.00	0.00
330	MISC OPERATING-PS-SP ED					0.00	0.00	0.00	0.00
331	MISC OPERATING-PS-ST COMP					0.00	0.00	0.00	0.00
332	MISC OPERATING-PS-ESL					0.00	0.00	0.00	0.00
333	MISC OPERATING-ES-REG					0.00	0.00	0.00	0.00
334	MISC OPERATING-ES-G/T					0.00	0.00	0.00	0.00
335	MISC OPERATING-ES-SP ED					0.00	0.00	0.00	0.00
336	MISC OPERATING-ES-ESL					0.00	0.00	0.00	0.00
337	TOTAL					51,600.00	2,436.00	50.00	49,114.00
338									
339	TOTAL STAFF DEVELOPMENT					97,087.00	2,864.14	19,110.53	75,112.33
340									
341									
342									
343	SALARY					64,443.00	5,501.40	0.00	58,941.60
344	FIMM					941.00	75.98	0.00	865.02
345	HEALTH INSURANCE					2,931.00	244.31	0.00	2,686.69
346	WORKER'S COMPENSATION					292.00	0.00	0.00	292.00
347	TRS ON-BEHALF					0.00	0.00	0.00	0.00
348	UNEMPLOYMENT					51.00	46.69	0.00	4.31
349	TEACHER RETIREMENT/TRS CARE					2,423.00	215.97	0.00	2,207.03
350	PERSONAL DAYS					596.00	0.00	0.00	596.00
351	TOTAL					71,677.00	6,084.35	0.00	65,592.65

21-INSTRUCTIONAL LEADERSHIP

	A	B	C	D	E	F	G	H	I
352									
353	CONTRACTED SERVICE					0.00	0.00	0.00	0.00
354									
355	SUPPLIES					500.00	0.00	50.00	450.00
356									
357	TRAVEL					1,750.00	295.00	235.00	1,220.00
358	DUES					250.00	0.00	0.00	250.00
359	TOTAL					2,000.00	295.00	235.00	1,470.00
360									
361	FURN/EQUIP					0.00	0.00	0.00	0.00
362									
363	TOTAL INSTRUCTIONAL LEADERSHIP					74,177.00	6,379.35	285.00	67,512.65
364									
365	<i>23-SCHOOL ADMINISTRATION</i>								
366	SUBSTITUTES					2,000.00	385.00	0.00	1,615.00
367	SALARIES					618,158.00	41,998.98	14,670.63	561,488.39
368	FIMM					9,105.00	564.48	0.00	8,540.52
369	HEALTH INSURANCE					43,026.00	2,770.34	0.00	40,255.66
370	WORKER'S COMPENSATION					2,720.00	0.00	0.00	2,720.00
371	TRS ON-BEHALF					0.00	0.00	0.00	0.00
372	UNEMPLOYMENT					476.00	453.62	0.00	22.38
373	TEACHER RETIREMENT/TRS CARE					12,282.00	1,108.20	0.00	11,173.80
374	PERSONAL DAYS					9,200.00	0.00	0.00	9,200.00
375	TOTAL					696,967.00	47,280.62	14,670.63	635,015.75
376									
377	REGION VII-HS					0.00	0.00	850.00	(850.00)
378	REGION VII-MS					0.00	0.00	850.00	(850.00)
379	REGION VII-PS					0.00	0.00	850.00	(850.00)
380	REGION VII-ES					0.00	0.00	850.00	(850.00)
381	PRINTING-HS					2,000.00	0.00	0.00	2,000.00
382	PRINTING-MS					2,000.00	0.00	0.00	2,000.00
383	PRINTING-PS					2,000.00	0.00	0.00	2,000.00
384	PRINTING-ES					2,000.00	0.00	0.00	2,000.00
385	TOTAL					8,000.00	0.00	3,400.00	4,600.00
386									
387	SUPPLIES-HS					2,663.41	286.11	0.00	2,377.30
388	SUPPLIES-MS					3,000.00	73.93	0.00	2,926.07
389	SUPPLIES-PS					3,000.00	73.93	0.00	2,926.07
390	SUPPLIES-ES					3,000.00	73.94	0.00	2,926.06
391	DISTRICT EXPENSES-HS					1,000.00	0.00	0.00	1,000.00
392	DISTRICT EXPENSES-MS					1,000.00	0.00	280.00	720.00
393	DISTRICT EXPENSES-PS					1,000.00	0.00	0.00	1,000.00
394	DISTRICT EXPENSES-ES					1,000.00	0.00	0.00	1,000.00
395	POSTAGE-HS					4,000.00	39.25	0.00	3,960.75
396	POSTAGE-MS					3,000.00	0.00	0.00	3,000.00
397	POSTAGE-PS					1,500.00	0.00	0.00	1,500.00
398	POSTAGE-ES					1,500.00	0.00	0.00	1,500.00
399	TOTAL					25,663.41	547.16	280.00	24,836.25
400									
401	TRAVEL-HS					4,085.00	0.00	225.00	3,860.00



	A	B	C	D	E	F	G	H	I
402	TRAVEL-MS					2,500.00	0.00	475.00	2,025.00
403	TRAVEL-PS					2,000.00	0.00	225.00	1,775.00
404	TRAVEL-ES					2,565.00	0.00	225.00	2,340.00
405	BONDING-HS					0.00	0.00	0.00	0.00
406	TRAVEL-ALL SCHOOLS					0.00	0.00	0.00	0.00
407	DUES-HS					390.00	390.00	0.00	0.00
408	DUES-MS					0.00	0.00	0.00	0.00
409	DUES-PS					0.00	0.00	0.00	0.00
410	DUES-ES					0.00	0.00	0.00	0.00
411	TOTAL					11,540.00	390.00	1,150.00	10,000.00
412									
413	FURN/EQUIP-HS					336.59	336.59	0.00	0.00
414	FURN/EQUIP-MS					0.00	0.00	0.00	0.00
415	FURN/EQUIP-PS					0.00	0.00	0.00	0.00
416	FURN/EQUIP-ES					0.00	0.00	0.00	0.00
417	TOTAL					336.59	336.59	0.00	0.00
418									
419	TOTAL SCHOOL ADMINISTRATION					742,507.00	48,554.37	19,500.63	674,452.00
420									
421									
422									
423	SALARIES					277,400.00	1,256.88	23,967.57	252,175.55
424	FIMM					4,088.00	3.73	0.00	4,084.27
425	HEALTH INSURANCE					15,654.00	651.13	0.00	15,002.87
426	WORKER'S COMPENSATION					1,136.00	0.00	0.00	1,136.00
427	TRS ON-BEHALF					0.00	0.00	0.00	0.00
428	UNEMPLOYMENT					199.00	199.98	0.00	(0.98)
429	TEACHER RETIREMENT/TRS CARE					4,314.00	359.43	0.00	3,954.57
430	PERSONAL DAYS					4,400.00	0.00	0.00	4,400.00
431	TOTAL					307,191.00	2,471.15	23,967.57	280,752.28
432									
433	REGION VII ESC					1,500.00	0.00	1,500.00	0.00
434	TEST SCORING-HS					250.00	0.00	0.00	250.00
435	TEST SCORING-MS					200.00	0.00	0.00	200.00
436	TEST SCORING-PS					200.00	0.00	0.00	200.00
437	TEST SCORING-ES					250.00	0.00	0.00	250.00
438	TOTAL					2,400.00	0.00	1,500.00	900.00
439									
440	TEST MATERIALS-HS					500.00	0.00	0.00	500.00
441	TEST MATERIALS-MS					500.00	0.00	0.00	500.00
442	TEST MATERIALS-PS					700.00	0.00	0.00	700.00
443	TEST MATERIALS-ES					700.00	0.00	0.00	700.00
444	SUPPLIES-HS					1,250.00	106.45	0.00	1,143.55
445	SUPPLIES-MS					700.00	59.78	0.00	640.22
446	SUPPLIES-PS					1,000.00	93.42	0.00	906.58
447	SUPPLIES-ES					750.00	0.00	0.00	750.00
448	POSTAGE-HS					250.00	0.00	0.00	250.00
449	POSTAGE-MS					250.00	0.00	0.00	250.00
450	TOTAL					6,600.00	259.65	0.00	6,340.35
451									

31-COUNSELING

	A	B	C	D	E	F	G	H	I
452	TRAVEL-HS					1,825.00	350.00	20.00	1,455.00
453	TRAVEL-MS					1,350.00	0.00	60.00	1,290.00
454	TRAVEL-PS					1,425.00	0.00	60.00	1,365.00
455	TRAVEL-ES					1,425.00	0.00	60.00	1,365.00
456	TRAVEL-ES-TSII					0.00	0.00	0.00	0.00
457	MEMBERSHIP/DUES-HS					125.00	125.00	0.00	0.00
458	MEMBERSHIP/DUES-MS					0.00	0.00	0.00	0.00
459	MEMBERSHIP/DUES-PS					125.00	125.00	0.00	0.00
460	MEMBERSHIP/DUES-ES					125.00	125.00	0.00	0.00
461	FEES & DUES-COLLEGE FAIR-HS					0.00	0.00	0.00	0.00
462	FEES-PS-STUDENTS					0.00	0.00	0.00	0.00
463	TOTAL					6,400.00	725.00	200.00	5,475.00
464									
465	FURNITURE-HS					450.00	0.00	0.00	450.00
466	FURNITURE-MS					0.00	0.00	0.00	0.00
467	FURNITURE-PS					0.00	0.00	0.00	0.00
468	TOTAL					450.00	0.00	0.00	450.00
469									
470	TOTAL COUNSELING					323,041.00	3,455.80	25,667.57	293,917.63
471									
472									
473									
474	SALARIES					104,352.00	2,557.60	8,602.82	93,191.58
475	FIMM					1,532.00	34.12	0.00	1,497.88
476	HEALTH INSURANCE					7,818.00	325.74	0.00	7,492.26
477	WORKER'S COMPENSATION					560.00	0.00	0.00	560.00
478	TRS ON-BEHALF					0.00	0.00	0.00	0.00
479	UNEMPLOYMENT					98.00	85.71	0.00	12.29
480	TEACHER RETIREMENT/TRS CARE					16,420.00	1,393.24	0.00	15,026.76
481	PERSONAL DAYS					1,400.00	0.00	0.00	1,400.00
482	TOTAL					132,180.00	4,396.41	8,602.82	119,180.77
483									
484	CONT SERVICES-FINGERPRINTING					0.00	0.00	0.00	0.00
485	CONT SERVICES-NURSING-HS					0.00	0.00	0.00	0.00
486	CONT SERVICES-NURSING-MS					0.00	0.00	0.00	0.00
487	CONT SERVICES-NURSING-PS					0.00	0.00	0.00	0.00
488	CONT SERVICES-NURSING-ES					0.00	0.00	0.00	0.00
489	CONT SERVICES-HS					80.00	0.00	0.00	80.00
490	CONT SERVICES-MS					80.00	0.00	0.00	80.00
491	CONT SERVICES-PS					80.00	0.00	0.00	80.00
492	CONT SERVICES-ES					80.00	0.00	0.00	80.00
493	TOTAL					320.00	0.00	0.00	320.00
494									
495	SUPPLIES-HS					1,500.00	0.00	0.00	1,500.00
496	SUPPLIES-MS					740.00	0.00	0.00	740.00
497	SUPPLIES-PS					1,240.01	0.00	0.00	1,240.01
498	SUPPLIES-ES					1,000.00	0.00	0.00	1,000.00
499	TOTAL					4,480.01	0.00	0.00	4,480.01
500									
501	TRAVEL-HS					200.00	0.00	0.00	200.00

33-HEALTH SERVICES



	A	B	C	D	E	F	G	H	I
552	TRANSFER OUT					0.00	0.00	0.00	0.00
553									
554	TOTAL FOOD SERVICE					0.00	0.00	0.00	0.00
555									
556									
557	<i>36-COCURRICULAR/EXTRACURRICULAR</i>								
558									
559	SALARIES/STIPENDS					279,976.00	8,806.50	14,057.40	257,112.10
560	FIMM					4,065.00	113.39	0.00	3,951.61
561	HEALTH INSURANCE					13,619.00	654.00	0.00	12,965.00
562	WORKER'S COMPENSATION					932.00	0.00	0.00	932.00
563	TRS ON-BEHALF					0.00	0.00	0.00	0.00
564	UNEMPLOYMENT					163.00	199.98	0.00	(36.98)
565	TEACHER RETIREMENT/TRS CARE					8,254.00	452.04	0.00	7,801.96
566	TOTAL					307,009.00	10,225.91	14,057.40	282,725.69
567									
568	DRUG TESTING-HS					2,250.00	0.00	0.00	2,250.00
569	DRUG TESTING-MS					750.00	0.00	0.00	750.00
570	DRUG DOGS-HS					0.00	0.00	670.00	(670.00)
571	DRUG DOGS-MS					0.00	0.00	230.00	(230.00)
572	CONTRACTED ATHLETIC TRAINER					9,000.00	4,438.00	0.00	4,562.00
573	REPAIR ATHLETICS-HS					5,000.00	0.00	0.00	5,000.00
574	REPAIR-ATHLETICS-MS					2,500.00	0.00	0.00	2,500.00
575	RENTAL-DRAMA-HS					0.00	0.00	0.00	0.00
576	RENTAL-ATHLETICS					0.00	90.75	0.00	(90.75)
577	RENTAL-STADIUM/GYM					1,000.00	0.00	0.00	1,000.00
578	GAME OFFICIALS-HS					20,000.00	1,812.84	0.00	18,187.16
579	GAME OFFICIALS-MS					7,000.00	1,046.06	0.00	5,953.94
580	GAME WORKERS-HS					9,000.00	355.00	0.00	8,645.00
581	GAME WORKERS-MS					3,000.00	160.00	0.00	2,840.00
582	GAME CONTRACTS					0.00	0.00	0.00	0.00
583	CONTRACTED SERVICE-HS DRAMA					1,500.00	0.00	0.00	1,500.00
584	CONTRACTED SERVICE-MS-DRAMA					0.00	0.00	0.00	0.00
585	CONTRACTED SERVICE-HS-BAND					15,300.00	0.00	910.00	14,390.00
586	CONTRACTED SERVICE-MS-BAND					0.00	0.00	0.00	0.00
587	CONTRACTED SERVICE-HS-ATHLETICS					0.00	1,895.00	0.00	(1,895.00)
588	PRINTING					550.00	0.00	0.00	550.00
589	TOTAL					76,850.00	9,797.65	1,810.00	65,242.35
590									
591	ATHLETIC NEWSLETTER					500.00	99.00	0.00	401.00
592	UNIFORMS-FOOTBALL/BOYS BASKETBALL					10,000.00	0.00	0.00	10,000.00
593	DRAMA COSTUMES					1,000.00	0.00	0.00	1,000.00
594	BAND UNIFORMS					9,300.00	1,376.60	619.15	7,304.25
595	CHOIR UNIFORMS-HS					0.00	0.00	0.00	0.00
596	UIL SUPPLIES-HS					500.00	0.00	281.34	218.66
597	UIL SUPPLIES-MS					500.00	47.40	199.53	253.07
598	UIL SUPPLIES-PS					0.00	0.00	0.00	0.00
599	UIL SUPPLIES-ES					1,000.00	220.50	292.05	487.45
600	CHEERLEADERS-HS					1,000.00	0.00	0.00	1,000.00

	A	B	C	D	E	F	G	H	I
601	CHEERLEADERS-MS					500.00	0.00	0.00	500.00
602	ALL ATHLETICS-HS					4,000.00	107.19	0.00	3,892.81
603	ALL ATHLETICS-MS					2,000.00	0.00	0.00	2,000.00
604	FOOTBALL-HS					13,000.00	0.00	0.00	13,000.00
605	FOOTBALL-MS					4,000.00	0.00	0.00	4,000.00
606	BASKETBALL-HS					4,000.00	0.00	3,726.95	273.05
607	BASKETBALL-MS					1,500.00	0.00	1,372.95	127.05
608	TRACK-HS					4,000.00	0.00	0.00	4,000.00
609	TRACK-MS					1,500.00	0.00	0.00	1,500.00
610	BASEBALL-HS					4,000.00	0.00	0.00	4,000.00
611	VOLLEYBALL-HS					4,000.00	0.00	0.00	4,000.00
612	VOLLEYBALL-MS					1,500.00	0.00	0.00	1,500.00
613	GIRLS BASKETBALL-HS					4,000.00	0.00	3,998.91	1.09
614	GIRLS BASKETBALL-MS					1,500.00	0.00	1,500.00	0.00
615	GIRLS TRACK-HS					4,000.00	0.00	0.00	4,000.00
616	GIRLS TRACK-MS					1,500.00	0.00	0.00	1,500.00
617	TENNIS-HS					1,500.00	0.00	0.00	1,500.00
618	GOLF-HS					1,500.00	0.00	0.00	1,500.00
619	WEIGHT TRAINING-HS					1,500.00	0.00	0.00	1,500.00
620	SOFTBALL-HS					4,000.00	0.00	0.00	4,000.00
621	OFF SEASON-HS					5,000.00	0.00	1,346.50	3,653.50
622	OFF SEASON-MS					0.00	0.00	0.00	0.00
623	TRAINER SUPPLIES-HS					5,000.00	0.00	250.00	4,750.00
624	CROSS COUNTRY-HS					1,500.00	0.00	1,477.00	23.00
625	TOTAL					98,800.00	1,850.69	15,064.38	81,884.93
626									
627	EMPLOYEE TRAVEL-DRAMA-HS					0.00	0.00	0.00	0.00
628	EMPLOYEE TRAVEL-BAND-HS					0.00	0.00	0.00	0.00
629	EMPLOYEE TRAVEL-CHOIR-HS					0.00	0.00	0.00	0.00
630	EMPLOYEE TRAVEL-BAND-MS					0.00	0.00	0.00	0.00
631	EMPLOYEE TRAVEL-MUSIC-ES					0.00	0.00	0.00	0.00
632	EMPLOYEE TRAVEL-ES-UIL					0.00	0.00	0.00	0.00
633	EMPLOYEE TRAVEL-ATHLETICS-HS					5,725.00	0.00	0.00	5,725.00
634	STUDENT MEALS/FEES-HS					21,907.00	0.00	0.00	21,907.00
635	STUDENT MEALS/FEES-MS					5,000.00	0.00	0.00	5,000.00
636	STUDENT MEALS/FEES-PS					0.00	0.00	0.00	0.00
637	STUDENT MEALS/FEES-ES					600.00	0.00	0.00	600.00
638	STUDENTS/REP DISTRICT-HS					0.00	0.00	0.00	0.00
639	STUDENTS/REP DISTRICT-MS					0.00	0.00	0.00	0.00
640	STUDENT TRAVEL-DRAMA-HS					0.00	0.00	0.00	0.00
641	STUDENT TRAVEL-DRAMA-MS					0.00	0.00	0.00	0.00
642	STUDENT TRAVEL-BAND-HS					1,154.00	584.00	570.00	0.00
643	STUDENT TRAVEL-BAND-MS					0.00	0.00	0.00	0.00
644	STUDENT TRAVEL-CHOIR-HS					0.00	0.00	0.00	0.00
645	STUDENT TRAVEL-BUS CLUB-HS					0.00	0.00	0.00	0.00
646	STUDENT TRAVEL-VO AG					249.00	249.00	0.00	0.00
647	STUDENT TRAVEL-HOME ECO					0.00	0.00	0.00	0.00
648	STUDENT TRAVEL-DECA-HS					0.00	0.00	0.00	0.00

	A	B	C	D	E	F	G	H	I
649	STUDENT TRAVEL-UIL-HS					0.00	0.00	0.00	0.00
650	STUDENT TRAVEL-UIL-MS					0.00	0.00	0.00	0.00
651	STUDENT TRAVEL-UIL-PS					0.00	0.00	0.00	0.00
652	STUDENT TRAVEL-UIL-ES					300.00	0.00	0.00	300.00
653	STUDENT TRAVEL-ACADEMICS-HS					0.00	0.00	0.00	0.00
654	STUDENT TRAVEL-ROPE TRICK-ES					0.00	0.00	0.00	0.00
655	STUDENT TRAVEL-ATHLETICS-HS					0.00	0.00	0.00	0.00
656	STUDENT TRAVEL-ATHLETICS-MS					0.00	0.00	0.00	0.00
657	STUDENT TRAVEL-HS-FOOTBALL					2,450.00	350.00	0.00	2,100.00
658	STUDENT TRAVEL-MS-FOOTBALL					2,000.00	597.00	0.00	1,403.00
659	STUDENT TRAVEL-HS BASKETBALL					2,000.00	0.00	0.00	2,000.00
660	STUDENT TRAVEL-MS BASKETBALL					1,225.00	0.00	0.00	1,225.00
661	STUDENT TRAVEL-HS TRACK					2,800.00	0.00	0.00	2,800.00
662	STUDENT TRAVEL-MS TRACK					1,800.00	0.00	0.00	1,800.00
663	STUDENT TRAVEL-HS BASEBALL					2,000.00	0.00	0.00	2,000.00
664	STUDENT TRAVEL-HS VOLLEYBALL					2,000.00	462.50	0.00	1,537.50
665	STUDENT TRAVEL-MS VOLLEYBALL					1,000.00	1,065.00	0.00	(65.00)
666	STUDENT TRAVEL-HS GIRLS BASKETBALL					2,000.00	0.00	0.00	2,000.00
667	STUDENT TRAVEL-MS GIRLS BASKETBALL					1,000.00	0.00	0.00	1,000.00
668	STUDENT TRAVEL-HS FIRLS TRACK					1,500.00	0.00	0.00	1,500.00
669	STUDENT TRAVEL-MS GIRLS TRACK					1,250.00	0.00	0.00	1,250.00
670	STUDENT TRAVEL-HS TENNIS					750.00	0.00	0.00	750.00
671	STUDENT TRAVEL-HS GOLF					750.00	0.00	0.00	750.00
672	STUDENT TRAVEL-HS WEIGHT LIFTING					1,000.00	0.00	0.00	1,000.00
673	STUDENT TRAVEL-HS SOFTBALL					2,000.00	0.00	0.00	2,000.00
674	STUDENT TRAVEL-HS CROSS COUNTRY					900.00	100.00	0.00	800.00
675	TRAVEL-NON EMPLOYEE-HS-BAND					0.00	0.00	0.00	0.00
676	STUDENT INSURANCE-HS					25,000.00	0.00	0.00	25,000.00
677	STUDENT INSURANCE-MS					25,000.00	0.00	0.00	25,000.00
678	DUES-BAND-HS					85.00	85.00	0.00	0.00
679	DUES-CHOIR-HS					50.00	50.00	0.00	0.00
680	DUES-BAND-MS					170.00	170.00	0.00	0.00
681	DUES-MUSIC-ES					0.00	0.00	0.00	0.00
682	DUES-ATHLETICS-HS					0.00	0.00	0.00	0.00
683	STUDENT ACTIVITY-HS					0.00	0.00	0.00	0.00
684	STUDENT ACTIVITY-MS					0.00	0.00	0.00	0.00
685	FEES & DUES-DRAMA-HS					0.00	0.00	0.00	0.00
686	FEES & DUES-DRAMA-MS					0.00	0.00	0.00	0.00
687	FEES & DUES-BAND-HS					1,035.00	1,035.00	0.00	0.00
688	FEES & DUES-CHOIR-HS					0.00	0.00	0.00	0.00
689	FEES & DUES-BAND-MS					0.00	0.00	0.00	0.00
690	FEES & DUES-CHOIR-MS					0.00	0.00	0.00	0.00
691	FEES-MUSIC-ES					0.00	0.00	0.00	0.00
692	FEES & DUES-BUS DEPT-HS					0.00	0.00	0.00	0.00
693	FEES & DUES-VO AG					0.00	0.00	0.00	0.00
694	FEES & DUES-HOME ECO					350.00	350.00	0.00	0.00
695	FEES & DUES-DE					0.00	0.00	0.00	0.00
696	UIL FEES-HS					0.00	0.00	0.00	0.00

	A	B	C	D	E	F	G	H	I
697	UIL FEES-MS					0.00	0.00	0.00	0.00
698	UIL FEES-PS					225.00	0.00	0.00	225.00
699	UIL FEES-ES					300.00	0.00	0.00	300.00
700	ACADEMIC AWARDS-HS					0.00	0.00	0.00	0.00
701	ACADEMIC AWARDS-MS					0.00	0.00	0.00	0.00
702	ACADEMIC AWARDS-ES					0.00	0.00	0.00	0.00
703	JUMP ROPE FEES-ES					0.00	0.00	0.00	0.00
704	CHEERLEADER FEES-HS					0.00	0.00	0.00	0.00
705	CHEERLEADER FEES-MS					0.00	0.00	0.00	0.00
706	DRUM MAJOR/FLAGS FEES-HS					0.00	0.00	0.00	0.00
707	DEBATE FEES-HS					0.00	0.00	0.00	0.00
708	DRAMA AWARDS/JACKETS-HS					0.00	0.00	0.00	0.00
709	BAND AWARD/JACKETS-HS					0.00	0.00	0.00	0.00
710	CHOIR AWARDS/JACKETS-HS					0.00	0.00	0.00	0.00
711	BAND AWARDS-MS					0.00	0.00	0.00	0.00
712	FEES & DUES-ATHLETICS-HS					19,500.00	750.00	0.00	18,750.00
713	FEES & DUES-ATHLETICS-MS					2,000.00	0.00	0.00	2,000.00
714	TROPHIES,MEDALS,RIBBONS-HS					2,750.00	0.00	0.00	2,750.00
715	TROPHIES,MEDALS,RIBBONS-MS					1,200.00	0.00	0.00	1,200.00
716	ATHLETICS AWARDS/JACKETS-HS					2,500.00	0.00	0.00	2,500.00
717	TOTAL					143,525.00	5,847.50	570.00	137,107.50
718									
719	EQUIPMENT-HS-FOOTBALL					0.00	0.00	0.00	0.00
720	EQUIPMENT-ALL ATHLETICS					4,140.00	0.00	4,100.00	40.00
721	EQUIPMENT-BASKETBALL					0.00	0.00	2,110.00	(2,110.00)
722	EQUIPMENT-TRACK					19,773.00	0.00	17,795.00	1,978.00
723	TOTAL					23,913.00	0.00	24,005.00	(92.00)
724									
725	TOTAL COCURRICULAR/EXTRACURRICULAR					650,097.00	27,721.75	55,506.78	566,868.47
726									
727									
728									
729	SALARIES					324,444.00	26,793.54	0.00	297,650.46
730	FIMM					4,281.00	381.95	0.00	3,899.05
731	HEALTH INSURANCE					7,851.00	653.58	0.00	7,197.42
732	WORKER'S COMPENSATION					1,300.00	0.00	0.00	1,300.00
733	TRS ON-BEHALF					0.00	0.00	0.00	0.00
734	UNEMPLOYMENT					228.00	240.40	0.00	(12.40)
735	TEACHER RETIREMENT/TRS CARE					28,337.00	2,127.73	0.00	26,209.27
736	PERSONAL DAYS					3,200.00	0.00	0.00	3,200.00
737	TOTAL					369,641.00	30,197.20	0.00	339,443.80
738									
739	ATTORNEY FEES					5,000.00	0.00	0.00	5,000.00
740	AUDIT EXP					18,500.00	0.00	0.00	18,500.00
741	CONT-SERVICE-FINGERPRINTING					0.00	0.00	0.00	0.00
742	REGION VII ESC					4,200.00	0.00	4,176.00	24.00
743	COPIER REPAIR/MAINT					1,250.00	500.00	0.00	750.00
744	LEASE-EQUIP					2,868.00	717.00	0.00	2,151.00
745	PRINTING-SUPERINTENDENT					0.00	0.00	0.00	0.00

	A	B	C	D	E	F	G	H	I
746	POLICY REVIEW-SCHOOL BOARD					800.00	0.00	0.00	800.00
747	PRINTING-TAX OFFICE					1,600.00	0.00	220.00	1,380.00
748	PRINTING-ADM					2,000.00	0.00	0.00	2,000.00
749	CONT SERVICE-TASB PAY PLAN					2,000.00	0.00	0.00	2,000.00
750	TOTAL					38,218.00	1,217.00	4,396.00	32,605.00
751									
752	MAGAZINES					100.00	0.00	0.00	100.00
753	SUPPLIES-SUPERINTENDENT					1,000.00	0.00	50.00	950.00
754	SUPPLIES-SCHOOL BOARD					1,500.00	0.00	50.00	1,450.00
755	SUPPLIES-TAX OFFICE					2,500.00	204.92	50.00	2,245.08
756	SUPPLIES-ADMINISTRATION					3,250.00	766.00	112.50	2,371.50
757	SERVICE PINS					1,150.00	0.00	0.00	1,150.00
758	POSTAGE-TAX					1,500.00	0.00	0.00	1,500.00
759	POSTAGE-ADM					1,500.00	0.00	0.00	1,500.00
760	SUPPLIES-TECHNOLOGY**					0.00	0.00	0.00	0.00
761	TOTAL					12,500.00	970.92	262.50	11,266.58
762									
763	TRAVEL-SUPERINTENDENT					2,500.00	295.00	225.00	1,980.00
764	TRAVEL-TAX					1000.00	250.00	0.00	750.00
765	TRAVEL-BUS OFF					2,250.00	595.00	225.00	1,430.00
766	TRAVEL-SCHOOL BOARD					7,500.00	1,770.00	0.00	5,730.00
767	INSUR-SCHOOL BOARD					4,410.00	4,410.00	0.00	0.00
768	BONDING-TAX					250.00	250.00	0.00	0.00
769	BONDING-ADM					0.00	0.00	0.00	0.00
770	ELECTIONS					2,225.00	0.00	0.00	2,225.00
771	DUES-SUPERINTENDENT					500.00	0.00	0.00	500.00
772	DUES-SCHOOL BOARD					5,000.00	0.00	0.00	5,000.00
773	DUES-TAX COLLECTOR					250.00	0.00	0.00	250.00
774	DUES-SCHOOL WIDE					5,000.00	0.00	0.00	5,000.00
775	DUES-ADMIN OFFICE					4,625.00	0.00	0.00	4,625.00
776	MISC OPERATING-SUPERINTENDENT					750.00	0.00	0.00	750.00
777	MISC OPERATING-SCHOOL BOARD					2,500.00	975.87	0.00	1,524.13
778	MISC OPERATING-TAX OFFICE					500.00	0.00	0.00	500.00
779	MISC OPERATING-SCHOOL WIDE					4,000.00	0.00	0.00	4,000.00
780	MISC OPERATING-ADMIN					2,500.00	72.83	0.00	2,427.17
781	OTHER OPERATING COSTS-TAX REFUNDS					0.00	0.00	0.00	0.00
782	ADVER-TAX					500.00	0.00	0.00	500.00
783	ADVER-ADM					2,000.00	0.00	0.00	2,000.00
784	TECS FEES					0.00	0.00	0.00	0.00
785	TOTAL					48,260.00	8,618.70	450.00	39,191.30
786									
787	FURN/EQUIP-SUPERINTENDENT					0.00	0.00	0.00	0.00
788	FURN/EQUIP-SCHOOL BOARD					0.00	0.00	0.00	0.00
789	FURN/EQUIP-TECHNOLOGY**					0.00	0.00	0.00	0.00
790	TOTAL					0.00	0.00	0.00	0.00
791									
792	TOTAL GENERAL ADMINISTRATION					468,619.00	41,003.82	5,108.50	422,506.68
793									
794	<i>51-PLANT MAINTENANCE</i>								



	A	B	C	D	E	F	G	H	I
795									
796	SUBSTITUTES					10,000.00	1,038.50	0.00	8,961.50
797	SALARIES					441,508.00	34,782.75	0.00	406,725.25
798	FIMM					6,211.00	465.05	0.00	5,745.95
799	HEALTH INSURANCE					54,354.00	5,213.50	0.00	49,140.50
800	WORKER'S COMPENSATION					2,148.00	0.00	0.00	2,148.00
801	TRS ON-BEHALF					0.00	0.00	0.00	0.00
802	UNEMPLOYMENT					375.00	338.64	0.00	36.36
803	TEACHER RETIREMENT/TRS CARE					3,340.00	272.67	0.00	3,067.33
804	PERSONAL DAYS					2,400.00	0.00	0.00	2,400.00
805	TOTAL					520,336.00	42,111.11	0.00	478,224.89
806									
807	BUILDING APPRAISAL					0.00	0.00	0.00	0.00
808	PRINTING					0.00	0.00	0.00	0.00
809	CONTRACTED SERVICES-PHYSICALS/DRUG					1,000.00	0.00	0.00	1,000.00
810	CONTRACTED SERVICES-FACILITIES					0.00	0.00	0.00	0.00
811	CONTRACTED SERVICES-EXTERMINATING					7,500.00	0.00	2,000.00	5,500.00
812	CONTRACTED SERVICES-GARBAGE					12,000.00	0.00	0.00	12,000.00
813	CONTRACTED SERVICES-ELECTRIC/HEAT					125,000.00	17,241.00	11,600.00	96,159.00
814	CONTRACTED SERVICES-GENERAL					25,000.00	908.50	7,747.90	16,343.60
815	CONTRACTED SERVICES-FOOTBALL/BASEBAL					15,000.00	0.00	0.00	15,000.00
816	CONTRACTED SERVICES-GYM FLOORS					8,500.00	0.00	0.00	8,500.00
817	CONTRACTED SERVICES-SOUND SYS					10,000.00	0.00	4,700.00	5,300.00
818	CONTRACTED SERVICES-ROAD REPAIR					2,500.00	0.00	0.00	2,500.00
819	CONTRACTED SERVICES-FIRE EXT					7,500.00	0.00	0.00	7,500.00
820	CONTRACTED SERVICES-PLUMBING					10,000.00	0.00	0.00	10,000.00
821	CONTRACTED SERVICES-DST WIDE					75,000.00	0.00	0.00	75,000.00
822	CONTRACTED SERVICES-ROOFING					10,000.00	0.00	1,350.00	8,650.00
823	CONTRACTED SERVICES-TECHNOLOGY**					0.00	0.00	0.00	0.00
824	PHONE-HS					3,000.00	0.00	0.00	3,000.00
825	PHONE-MS					1,500.00	0.00	0.00	1,500.00
826	PHONE-PS					1,000.00	0.00	0.00	1,000.00
827	PHONE-ES					1,000.00	0.00	0.00	1,000.00
828	PHONE-ADM					1,500.00	0.00	0.00	1,500.00
829	PHONE-CAFETERIA					100.00	0.00	0.00	100.00
830	PHONE-BUS/MAINTENANCE					2,800.00	0.00	0.00	2,800.00
831	PHONE-HS MEREDITH STADIUM					2,000.00	8.72	0.00	1,991.28
832	WATER					35,000.00	5,391.53	0.00	29,608.47
833	ELECTRICITY					243,500.00	23,951.84	0.00	219,548.16
834	GAS					34,000.00	292.73	0.00	33,707.27
835	CABLE INTERNET					4,000.00	0.00	0.00	4,000.00
836	TOTAL					638,400.00	47,794.32	27,397.90	563,207.78
837									
838	VEHICLE SUPPLIES					0.00	0.00	0.00	0.00
839	CUSTODIAL SUPPLIES					60,000.00	39.36	15,489.42	44,471.22
840	MAINT/GROUNDS SUPPLIES					60,000.00	1,301.43	12,718.57	45,980.00
841	SUPPLIES-TECHNOLOGY**					0.00	0.00	0.00	0.00
842	TOTAL					120,000.00	1,340.79	28,207.99	90,451.22

	A	B	C	D	E	F	G	H	I
843									
844	TRAVEL-MAIT					0.00	0.00	0.00	0.00
845	PROPERTY INSUR					57,828.00	57,828.00	0.00	0.00
846	FEES-MAINT DEPT					500.00	0.00	0.00	500.00
847	TOTAL					58,328.00	57,828.00	0.00	500.00
848									
849	CAPITAL OUTLAY					6,650.00	449.99	0.00	6,200.01
850									
851	TOTAL PLANT MAINTENANCE					1,343,714.00	149,524.21	55,605.89	1,138,583.90
852									
853	<i>52-SECURITY &amp; MONITORING SERVICES</i>								
854									
855	CONT SERV-SECURITY-HS					3,000.00	960.00	0.00	2,040.00
856	CONT SERV-SECURITY-MS					500.00	0.00	0.00	500.00
857	CONT SERV-HS					675.00	3.00	0.00	672.00
858	CONT SERV-MS					675.00	3.00	0.00	672.00
859	CONT SERV-PS					675.00	3.00	0.00	672.00
860	CONT SERV-ES					675.00	3.00	0.00	672.00
861	TOTAL					6,200.00	972.00	0.00	5,228.00
862									
863	SUPPLIES-HS					1,000.00	0.00	0.00	1,000.00
864	SUPPLIES-MS					1,000.00	0.00	0.00	1,000.00
865	SUPPLIES-PS					1,000.00	0.00	0.00	1,000.00
866	SUPPLIES-ES					1,000.00	0.00	0.00	1,000.00
867	TOTAL					4,000.00	0.00	0.00	4,000.00
868									
869	EQUIP-HS					3,750.00	0.00	0.00	3,750.00
870	EQUIP-MS					3,750.00	0.00	0.00	3,750.00
871	EQUIP-PS					3,750.00	0.00	0.00	3,750.00
872	EQUIP-ES					3,750.00	0.00	0.00	3,750.00
873	TOTAL					15,000.00	0.00	0.00	15,000.00
874									
875	TOTAL SECURITY & MONITORING					25,200.00	972.00	0.00	24,228.00
876									
877	<i>53-DATA PROCESSING</i>								
878									
879	SALARY/STIPEND					0.00	0.00	0.00	0.00
880	FIMM					0.00	0.00	0.00	0.00
881	HEALTH INSURANCE					0.00	0.00	0.00	0.00
882	WORKER'S COMPENSATION					0.00	0.00	0.00	0.00
883	TRS ON-BEHALF					0.00	0.00	0.00	0.00
884	UNEMPLOYMENT					0.00	0.00	0.00	0.00
885	TEACHER RETIREMENT/TRS CARE					0.00	0.00	0.00	0.00
886	PERSONAL DAYS					0.00	0.00	0.00	0.00
887	TOTAL					0.00	0.00	0.00	0.00
888									
889	CONTRACTED SERVICES-DISTRICT					20,000.00	0.00	0.00	20,000.00
890	CONT SERVICE-FINGERPRINTING					0.00	0.00	0.00	0.00
891	HARDWARE & SOFTWARE MAINT-HS					7,250.00	4,797.19	0.00	2,452.81

	A	B	C	D	E	F	G	H	I
892	HARDWARE & SOFTWARE MAINT-MS					7,250.00	4,797.19	0.00	2,452.81
893	HARDWARE & SOFTWARE MAINT-PS					7,250.00	4,797.19	0.00	2,452.81
894	HARDWARE & SOFTWARE MAINT-ES					7,250.00	4,797.18	0.00	2,452.82
895	HARDWARE & SODTWARE MAINT-TAX					6,000.00	0.00	0.00	6,000.00
896	HARDWARE & SOFTWARE MAINT-ADM					14,000.00	13,279.00	0.00	721.00
897	MISC CONT SERVICES-HS					18,400.00	10,131.78	0.00	8,268.22
898	MISC CONT SERVICES-MS					18,400.00	10,131.78	0.00	8,268.22
899	MISC CONT SERVICES-PS					18,400.00	10,131.78	0.00	8,268.22
900	MISC CONT SERVICES-ES					18,400.00	10,131.77	0.00	8,268.23
901	TOTAL					142,600.00	72,994.86	0.00	69,605.14
902									
903	COMPUTER SUPPLIES-HS					500.00	0.00	0.00	500.00
904	COMPUTER SUPPLIES-MS					500.00	0.00	0.00	500.00
905	COMPUTER SUPPLIES-PS					500.00	0.00	0.00	500.00
906	COMPUTER SUPPLIES-ES					500.00	0.00	0.00	500.00
907	COMPUTER SUPPLIES-ADM					500.00	0.00	0.00	500.00
908	TOTAL					2,500.00	0.00	0.00	2,500.00
909									
910	TRAVEL					1,000.00	0.00	0.00	1,000.00
911	FEES/DUES					0.00	0.00	0.00	0.00
912	TOTAL					1,000.00	0.00	0.00	1,000.00
913									
914	COMPUTERS-HS					2,500.00	0.00	0.00	2,500.00
915	COMPUTERS-MS					2,500.00	0.00	0.00	2,500.00
916	COMPUTERS-PS					2,500.00	0.00	0.00	2,500.00
917	COMPUTERS-ES					2,500.00	0.00	0.00	2,500.00
918	COMPUTERS-ADM					0.00	0.00	0.00	0.00
919	TOTAL					10,000.00	0.00	0.00	10,000.00
920									
921	TOTAL DATA PROCESSING					156,100.00	72,994.86	0.00	83,105.14
922									
923									
924									
925	CONTRACTED SERVICE-HS					2,482.00	0.00	0.00	2,482.00
926	CONTRACTED SERVICE-MS					2,482.00	0.00	0.00	2,482.00
927	CONTRACTED SERVICE-PS					2,482.00	0.00	0.00	2,482.00
928	CONTRACTED SERVICE-ES					2,482.00	0.00	0.00	2,482.00
929	TOTAL					9,928.00	0.00	0.00	9,928.00
930									
931	TOTAL COMMUNITY SERVICE					9,928.00	0.00	0.00	9,928.00
932									
933									
934									
935	FITNESS EQUIP-PRINCIPAL					0.00	0.00	0.00	0.00
936	FITNESS EQUIP-INTEREST					0.00	0.00	0.00	0.00
937	TOTAL					0.00	0.00	0.00	0.00
938									
939	TOTAL DEBT SERVICE					0.00	0.00	0.00	0.00
940									

61-COMMUNITY SERVICE

71-DEBT SERVICE

	A	B	C	D	E	F	G	H	I
941	<i>81-FACILITIES ACQUISITION &amp; CONSTRUCTION</i>								
942									
943	FACILITY PLANNING					0.00	0.00	0.00	0.00
944	CONT SERVICES-TECHNOLOGY-MS**					0.00	0.00	0.00	0.00
945	CONT SERVICES-TECHNOLOGY-PS**					0.00	0.00	0.00	0.00
946	CONT SERVICES-TECHNOLOGY-ES**					0.00	0.00	0.00	0.00
947	CONT SERVICES-TECHNOLOGY-ADM**					0.00	0.00	0.00	0.00
948	CONT SERVICES-STADIUM					0.00	0.00	0.00	0.00
949	TOTAL					0.00	0.00	0.00	0.00
950									
951	SUPPLIES-STADIUM/TRACK					0.00	0.00	0.00	0.00
952	TOTAL					0.00	0.00	0.00	0.00
953									
954	LAND PURCHASE					0.00	0.00	0.00	0.00
955	FEES-LAND PURCHASE					0.00	0.00	0.00	0.00
956	BUILDING CONSTRUCTION-MS/PS ROOF					0.00	0.00	0.00	0.00
957	BUILDING CONSTRUCTION-HS/ES RENNOV					0.00	0.00	0.00	0.00
958	PARKING/ROADS-ALL SCHOOLS					0.00	2,526.75	72,180.00	(74,706.75)
959	SECURITY RENNOVATIONS-ALL SCHOOLS					0.00	0.00	0.00	0.00
960	BUILDING CONSTRUCTION-STADIUM TRACK					0.00	0.00	0.00	0.00
961	BUILDING CONSTRUCTION-FIELDHOUSE					0.00	0.00	0.00	0.00
962	FURN/EQUIP-TECHNOLOGY-DST**					0.00	0.00	0.00	0.00
963	TOTAL					0.00	2,526.75	72,180.00	(74,706.75)
964									
965	<u>TOTAL FACILITIES &amp; CONSTRUCTION</u>					0.00	2,526.75	72,180.00	(74,706.75)
966									
967	<i>93-PAYMENTS TO MEMBER DISTRICTS/FISCAL AGENTS</i>								
968									
969	SSA-SUPERNET II					9,471.00	0.00	0.00	9,471.00
970	SSA-SPECIAL EDUCATION					359,979.00	39,997.67	0.00	319,981.33
971	SSA-RUS-DLT GRANT					0.00	0.00	0.00	0.00
972									
973	<u>TOTAL PAYMENTS TO MEMBER DISTRICTS</u>					369,450.00	39,997.67	0.00	329,452.33
974									
975	<i>99-OTHER INTERGOVERNMENTAL CHARGES</i>								
976									
977	<u>APPRAISAL DISTRICT</u>					118,688.00	0.00	0.00	118,688.00
978									
979	<u>TOTAL OTHER INTERGOVERNMENTAL</u>					118,688.00	0.00	0.00	118,688.00
980									
981									
982	<b>TOTAL OPERATING BUDGET</b>					<b>12,930,812.00</b>	<b>637,342.43</b>	<b>801,549.86</b>	<b>11,491,919.71</b>
983									
984									
985	<b>DEBT SERVICE FUND</b>								
986	599								
987									
988	BONDS					0.00	0.00	0.00	0.00
989	INTEREST					0.00	0.00	0.00	0.00

	A	B	C	D	E	F	G	H	I
990	FEES					0.00	0.00	0.00	0.00
991						0.00	0.00	0.00	0.00
992	TOTAL								
993	TOTAL DEBT SERVICE					0.00	0.00	0.00	0.00
994									
995									
996	TOTAL OPERATING FUND								
997	AND DEBT SERVICE					12,930,812.00	637,342.43	801,549.86	11,491,919.71
998									
999									
1000	***TECHNOLOGY EXPENSES TO BE								
1001	FUNDED					92,500.00	8,902.66	729.56	82,867.78
1002									
1003									
1004	REFERENCE GUIDE								
1005									
1006	HS				ST COMP	STATE COMPENSATORY			
1007	MS	HIGH SCHOOL			ESL	ENGLISH/SPANISH LANGUAGE			
1008	PS	MIDDLE SCHOOL			VOC	VOCATIONAL EDUCATION			
1009	ES	PRIMARY SCHOOL			G/T	GIFTED/TALENTED EDUCATION			
1010	ADM	ELEMENTARY SCHOOL			SP ED	SPECIAL EDUCATION			
1011		ADMINISTRATION							
1012									
1013	<b>MINEOLA INDEPENDENT SCHOOL DISTRICT</b>								
1014									
1015	<b>2013-2014 REVENUE</b>								
1016	<b>199-GENERAL FUND</b>								
1017						BUDGETED	RECEIVED		BALANCE
1018	TAXES-CURRENT YEAR					6,209,681.00	-12.84		6,209,693.84
1019	TAXES-PRIOR YEAR					111,500.00	8,679.99		102,820.01
1020	TAXES-PENALTIES					100,000.00	2,648.68		97,351.32
1021	TAXES-INTEREST					0.00	0.00		0.00
1022	DRIVER EDUCATION TUITION					0.00	0.00		0.00
1023	TUITION-SUMMER SCHOOL					0.00	0.00		0.00
1024	EARNING FROM PERMANENT INVESTMENTS					3,200.00	0.00		3,200.00
1025	EARNING FROM TEMPORARY INVESTMENTS					30,250.00	2,698.80		27,551.20
1026	RENTAL OF FACILITIES					3,250.00	0.00		3,250.00
1027	GIFTS/BEQUESTS-MEREDITH-					0.00	0.00		0.00
1028	GIFTS/BEQUESTS-MEREDITH-HS BAND					0.00	0.00		0.00
1029	GIFTS/BEQUESTS-HS WEIGHT ROOM					0.00	0.00		0.00
1030	GIFTS/BEQUESTS-MEREDITH-ES PLAYG					0.00	0.00		0.00
1031	GIFTS/BEQUESTS					0.00	0.00		0.00
1032	INSURANCE RECOVERY					0.00	0.00		0.00
1033	ATHLETIC ACTIVITY					65,500.00	18,087.95		47,412.05
1034	MISC REVENUE-FISCAL AGENT FEE					52,000.00	0.00		52,000.00
1035	TAXES-CED					0.00	0.00		0.00
1036	MISC REVENUE-LOCAL SOURCES					25,000.00	525.09		24,474.91
1037	CITY OF MINEOLA					6,500.00	0.00		6,500.00
1038	HEAD START REIMBURSEMENT					100,000.00	0.00		100,000.00

	A	B	C	D	E	F	G	H	I
1039						6,706,881.00	32,627.67		6,674,253.33
1040	TOTAL								
1041	PER CAPITA					417,352.00	0.00		417,352.00
1042	STATE FOUNDATION					5,266,000.00	1,202,098.00		4,063,902.00
1043	SAFE SCHOOL-RIDER 59					0.00	0.00		0.00
1044	TRS ON BEHALF					579,675.00	0.00		579,675.00
1045						6,263,027.00	1,202,098.00		5,060,929.00
1046	TOTAL								
1047	TRANSFER IN					0.00	0.00		0.00
1048									
1049	SALE OF PROPERTY					0.00	0.00		0.00
1050									
1051	<b>TOTAL OPERATING REVENUE</b>					<b>12,969,908.00</b>	<b>1,234,725.67</b>		<b>11,735,182.33</b>
1052									
1053	<b>599-DEBT SERVICE</b>								
1054									
1055	TAXES-CURRENT					0.00	0.00		0.00
1056	TAXES-PRIOR YEARS					0.00	0.00		0.00
1057	TAXES-PENALTIES					0.00	0.00		0.00
1058	TAXES-INTEREST					0.00	0.00		0.00
1059	EARNINGS FROM TEMPORARY INVESTMENTS					0.00	0.00		0.00
1060						0.00	0.00		0.00
1061	TOTAL								
1062	STATE REVENUE-TEA					0.00	0.00		0.00
1063									
1064	<b>TOTAL DEBT SERVICE REVENUE</b>					<b>0.00</b>	<b>0.00</b>		<b>0.00</b>
1065									
1066	<b>TOTAL OPERATING AND DEBT</b>								
1067	<b>SERVICE REVENUE</b>					<b>12,969,908.00</b>	<b>1,234,725.67</b>	<b>0.00</b>	<b>11,735,182.33</b>
1068									

	A	B	C	D	E	F	G	H	I	
1069	<b>MINEOLA INDEPENDENT SCHOOL DISTRICT</b>									
1070	<b>YEAR TO DATE CASH FLOW</b>									
1071										
1072	<b>FUND 199</b>							<b>Local Maint</b>	<b>Designated</b>	
1073	<i>BEGINNING CASH BALANCE</i>							30,260.70		
1074	<i>BEGINNING TEXPOOL/CD/SAVINGS</i>							2,193,420.45	5,034,109.32	
1075										
1076							0.00			
1077	AUDITOR'S ADJUSTMENTS						411,335.73			
1078	ACCURED PAYROLL REVERSAL						0.00			
1079	ACCURED PAYROLL									
1080	REVENUE TO DATE						1,234,725.67	0.00	0.00	
1081	ACCOUNT RECEIVABLE						0.00			
1082	EXPENDITURES TO DATE						637,342.43		0.00	
1083	DEFERRED REVENUE						0.00			
1084	ACCOUNT PAYABLE						5,773.17			
1085										
1086	<b>ENDING CASH BALANCE</b>							8,427.31		
1087	<b>ENDING TEXPOOL/CD BALANCE</b>							2,395,528.18	5,034,109.32	
1088										
1089	<i>UNENCUMBERED BALANCE</i>							2,395,528.18	5,034,109.32	
1090										
1091	<i>TRANSFER OUT TO WC SSA</i>						0.00			
1092										
1093	<b>TOTAL</b>								7,429,637.50	
1094										
1095	<b>GRAND TOTAL TEXPOOL/CD FOR LOCAL MAINTENANCE</b>									
1096										
1097	<b>FUND 599</b>	\$						<b>Debt Service</b>		
1098	<i>BEGINNING CASH BALANCE</i>							1.53		
1099	<i>BEGINNING TEXPOOL BALANCE</i>							107,099.15		
1100										
1101	REVENUE TO DATE						3.47			
1102										
1103	EXPENDITURES TO DATE						0.00			
1104										
1105	<b>ENDING CASH BALANCE</b>							1.53		
1106	<b>ENDING TEXPOOL BALANCE</b>							107,102.62		
1107										
1108	JAN INTEREST PAYMENT							0.00		
1109	JULY PRINCIPAL/INTEREST PAYMENT							0.00		
1110										
1111	PROBABLE TEA PAYBACK						0.00			
1112	<i>UNENCUMBERED BALANCE</i>							107,102.62		
1113										
1114								107,102.62		
1115										
1116	<b>GRAND TOTAL TEXPOOL FOR DEBT SERVICE</b>									
1117										
1118										





MISD District Improvement Fund	83,919.34	
Head Start	444.50	
District Lost Book Account	18,834.53	
<b>TOTAL</b>		103,198.37
<b>Mineola Primary School</b>		
Advisory Council	4,099.61	
Yearbooks	3,898.36	
Box Tops	6,637.01	
Flower Fund	786.02	
Library Fund	2,443.79	
T-Shirts	2,753.57	
Teacher Gifts	13,794.18	
Title I Book Acct	335.00	
School Vending	3,036.67	
Benevolent Fund	12,169.91	
Lounge Vending	279.44	
<b>TOTAL</b>		50,233.56
<b>Mineola Elementary School</b>		
Teacher Gifts	3,187.24	
School Annual	1,459.59	
Benevolent Fund	1,638.86	
Advisory Council	4,944.80	
Flower Fund	263.39	
Library Fund	10,182.67	
Lounge Vending	435.41	
Jump Rope	524.39	
School Vending	10,339.68	
P. E./Summer Fun Camp	0.00	
Kiwanis Kids	912.69	
<b>TOTAL</b>		33,888.72
<b>Mineola Middle School</b>		
AVID	462.40	
Band Fund	0.00	
PE-MS	615.01	
Volleyball	287.00	
Flower Fund	258.83	
Jacket Jazz	176.67	
Advisory Council	1,523.17	
Choir	151.44	
MS Cheerleaders	3,550.74	
MS Yearbook	1,528.07	
Crime Stoppers	485.00	
Junior Honor Society	368.49	
Communities in Schools	775.98	
Athletic Boosters	614.90	
Library Fund	2,202.26	
Lounge Vending	388.77	
FCA-MS	4,875.64	
Builder's Club	2,330.25	
School Vending	4,253.89	
Benevolent Fund	8,176.46	
Science Club	1,456.80	
Student Council	484.00	
<b>TOTAL</b>		34,965.77

**Mineola High School**

Art	1,234.03	
Auto Mechanics	2,037.25	
Anchor Club	880.67	
Crime Stoppers	224.62	
Annual Staff	650.37	
Athletic Vending	8,812.86	
Athletic Equipment Donations	1,357.28	
Band Fund	442.53	
Business Club	409.82	
Band Trip Fund	2,860.51	
D. E. C. A.	637.00	
Fellowship of Christian Athletes	2,441.14	
Future Farmers of America	3,085.71	
Future Homemakers of America	449.39	
Class of 2016	1,127.00	
Benevolent Fund	2,716.89	
Testing/Tuition	1,778.45	
Lounge Vending	1,228.10	
Student Technoloty Assoc	69.87	
I-Pad fees	13,504.00	
Choir	26.00	
Class of 2014	11,825.86	
Key Club	844.43	
Library Fund	738.82	
CIS-Go Center	499.57	
Junior Historians	786.71	
National Honor Society	280.13	
Nature Trail	1,047.10	
PAL'S	159.43	
Project Graduation	2,495.06	
H. S. Players/Drama	1,613.94	
Flower Fund	1,319.05	
Student Council	371.99	
Scholarship Fund	15,463.00	
Class of 2015	2,137.78	
Spanish Club	252.58	
Class of 2013	0.00	
Slot Car Racing	1,262.16	
Varsity Cheerleaders	2,186.52	
AVID	217.17	
School Vending	6,801.54	
<b>TOTAL</b>		96,276.33

**WOOD COUNTY SPECIAL EDUCATION SSA**

Activity Fund	1,094.17	
<b>TOTAL</b>		1,094.17

**TEXPOOL  
PORTFOLIO SUMMARY  
ACTIVITY FOR MONTH ENDING  
September 30, 2013**

**LOCAL MAINTENANCE**

<i>Investments</i>	<i>Cost</i>	<i>Market</i>	<i>Ratio</i>	<i>Interest Rate</i>
Beginning of period	27,225.00	27,225.00	100.00%	0.04% 0
Deposits	0.00			
Withdrawals	0.00			
Interest accrued	0.91			
End of Period	27,225.91	27,225.91	100.00%	0.04%

This report is in compliance with the investment strategies as approved by the Public Funds Investment Act


  
Investment Officer

**TEXPOOL  
PORTFOLIO SUMMARY  
ACTIVITY FOR MONTH ENDING  
September 30, 2013**

**FOOD SERVICE**

<i>Investments</i>	<i>Cost</i>	<i>Market</i>	<i>Ratio</i>	<i>Interest Rate</i>
Beginning of period	35,545.05	35,545.05	100.00%	0.04%
Deposits	0.00			
Withdrawals	12,000.00			
Interest accrued	1.10			
End of Period	23,546.15	23,546.15	100.00%	0.04%

This report is in compliance with the investment strategies as approved by the Public Funds Investment Act


  
\_\_\_\_\_  
Investment Officer

**TEXPOOL  
PORTFOLIO SUMMARY  
ACTIVITY FOR MONTH ENDING  
September 30, 2013**

**INTEREST & SINKING**

<i>Investments</i>	<i>Cost</i>	<i>Market</i>	<i>Ratio</i>	<i>Interest Rate</i>
Beginning of period	107,099.15	107,099.15	100.00%	0.04%
Deposits	0.00			
Withdrawals	0.00			
Interest accrued	3.47			
End of Period	107,102.62	107,102.62	100.00%	0.04%

This report is in compliance with the investment strategies as approved by the Public Funds Investment Act


  
\_\_\_\_\_  
Investment Officer

**TEXPOOL  
PORTFOLIO SUMMARY  
ACTIVITY FOR MONTH ENDING  
September 30, 2013**

**WORKERS COMPENSATION**

<i>Investments</i>	<i>Cost</i>	<i>Market</i>	<i>Ratio</i>	<i>Interest Rate</i>
Beginning of period	476,334.09	476,334.09	100.00%	0.04%
Deposits	0.00			
Withdrawals	807.00			
Interest accrued	15.43			
End of Period	475,542.52	475,542.52	100.00%	0.04%

This report is in compliance with the investment strategies as approved by the Public Funds Investment Act

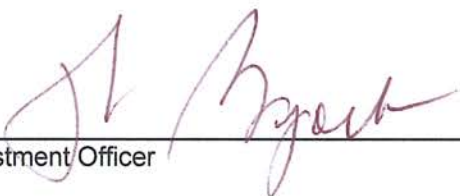
  
Investment Officer

**TEXPOOL  
PORTFOLIO SUMMARY  
ACTIVITY FOR MONTH ENDING  
September 30, 2013**

**DAN PEACOCK TRUST**

<i>Investments</i>	<i>Cost</i>	<i>Market</i>	<i>Ratio</i>	<i>Interest Rate</i>
Beginning of period	16,090.24	16,090.24	100.00%	0.04%
Deposits	0.00			
Withdrawals	0.00			
Interest accrued	0.56			
End of Period	16,090.80	16,090.80	100.00%	0.04%

This report is in compliance with the investment strategies as approved by the Public Funds Investment Act


  
Investment Officer

**TEXPOOL  
PORTFOLIO SUMMARY  
ACTIVITY FOR MONTH ENDING  
September 30, 2013**

**G. W. ENGLISH TRUST**

<i>Investments</i>	<i>Cost</i>	<i>Market</i>	<i>Ratio</i>	<i>Interest Rate</i>
Beginning of period	235,648.13	235,648.13	100.00%	0.04%
Deposits	0.00			
Withdrawals	0.00			
Interest accrued	7.65			
End of Period	235,655.78	235,655.78	100.00%	0.04%

This report is in compliance with the investment strategies as approved by the Public Funds Investment Act

  
Investment Officer




**MINEOLA COMMUNITY BANK  
PORTFOLIO SUMMARY  
ACTIVITY FOR MONTH ENDING  
September 30, 2013**

**JUDGE TRUST**

<i>Investments</i>	<i>Cost</i>	<i>Market</i>	<i>Ratio</i>	<i>Interest Rate</i>
Beginning of period				
CD	18,000.00	18,000.00	100.00%	0.60%
CD	24,329.52	24,329.52	100.00%	0.60%
CD	26,814.59	26,814.59	100.00%	0.60%
SAVINGS ACCT	2,272.01	2,272.01	100.00%	0.25%
Deposits	340.13			
Withdrawals	0.00			
Quarterly Interest	2.38			
End of Period				
CD	18,000.00	18,000.00	100.00%	0.60%
CD	24,329.52	24,329.52	100.00%	0.60%
CD	26,814.59	26,814.59	100.00%	0.60%
SAVINGS ACCT	2,614.52	2,614.52	100.00%	0.25%

This report is in compliance with the investment strategies as approved by the Public Funds Investment Act

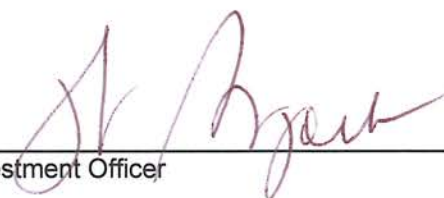
  
 \_\_\_\_\_  
 Investment Officer

**PORTFOLIO SUMMARY**  
**ACTIVITY FOR MONTH ENDING**  
*September 30, 2013*

**CERTIFICATE OF DEPOSIT/SAVINGS**

<i>Investments</i>	<i>Cost</i>	<i>Market</i>	<i>Ratio</i>	<i>Interest Rate</i>
Beginning of period	7,200,304.77	7,200,304.77	100.00%	
Deposits	202,106.82			
Withdrawals	0.00			
End of period	7,402,411.59	7,402,411.59		
Interest Accrued	5,940.91			
End of Period				
<b>Bank Texas</b>				
CD # 8025567	262,287.79	262,287.79	100.00%	0.60%
<b>Bank Texas</b>				
CD # 8025872	1,047,579.41	1,047,579.41	100.00%	0.60%
<b>First National Bank-Gilmer in Mineola</b>				
CD # 1005229	239,247.30	239,247.30	100.00%	0.60%
<b>Mineola Community</b>				
CD # 01-00542339-9	159,222.59	159,222.59	100.00%	0.60%
<b>Capital One</b>				
Savings #3830656862	5,491,966.15	5,491,966.15	100.00%	0.40%
<b>City National Bank</b>				
CD #10305497	202,108.35	202,108.35	100.00%	0.60%

This report is in compliance with the investment strategies as approved by the Public Funds Investment Act

  
 \_\_\_\_\_  
 Investment Officer

# WOOD COUNTY SPECIAL EDUCATION SSA

## Executive Financial Summary

September 30, 2013

### General Bank Accounts

*Wood County Special Education SSA*

Fund 313-IDEA Part B	(99,039.99)	
Fund 314-IDEA Part B-Preschool	(3,125.07)	
Fund 315-IDEA PART B Discretionary	0.00	
Fund 364-IDEA Part B-ARRA	0.00	
Fund 365-IDEA Part B-Preschool-ARRA	0.00	
Fund 434-State Supplemental Visually Impaired	0.00	
Fund 437-Shared Services Arrangements-SE	111,787.46	
Texpool	15,388.87	
Money Market	601,187.09	
<b>TOTAL</b>		626,198.36

\$

### ACTIVITY FUND MANAGEMENT

#### Wood County Special Education SSA


WC Activity Account	1,094.17	
<b>TOTAL</b>		1,094.17

**TEXPOOL  
PORTFOLIO SUMMARY  
ACTIVITY FOR MONTH ENDING  
September 30, 2013**

**WOOD COUNTY SPECIAL EDUCATION SHARED SERVICES ARRANGEMENT**

<i>Investments</i>	<i>Cost</i>	<i>Market</i>	<i>Ratio</i>	<i>Interest Rate</i>
Beginning of period	15,388.31	15,388.31	100.00%	0.04%
Deposits	0.00			
Withdrawals	0.00			
Interest accrued	0.56			
End of Period	15,388.87	15,388.87	100.00%	0.04%

This report is in compliance with the investment strategies as approved by the Public Funds Investment Act

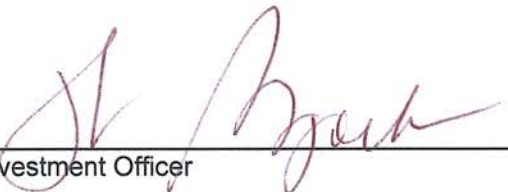
  
Investment Officer

**TEXPOOL  
PORTFOLIO SUMMARY  
ACTIVITY FOR MONTH ENDING  
September 30, 2013**

**WOOD COUNTY SPECIAL EDUCATION SHARED SERVICES ARRANGEMENT  
WORKER'S COMPENSATION**

<i>Investments</i>	<i>Cost</i>	<i>Market</i>	<i>Ratio</i>	<i>Interest Rate</i>
Beginning of period	17,442.92	17,442.92	100.00%	0.04%
Deposits	0.00			
Withdrawals	101.00			
Interest accrued	0.60			
End of Period	17,342.52	17,342.52	100.00%	0.04%

This report is in compliance with the investment strategies as approved by the Public Funds Investment Act

  
Investment Officer

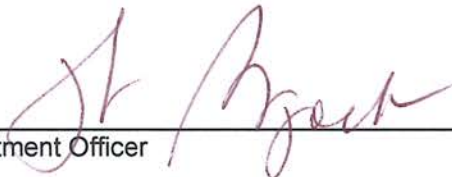
**CAPITAL ONE BANK  
PORTFOLIO SUMMARY  
ACTIVITY FOR MONTH ENDING  
September 30, 2013**

**WOOD COUNTY SPECIAL EDUCATION SHARED SERVICES ARRANGEMENT**

<i>Investments</i>	<i>Cost</i>	<i>Market</i>	<i>Ratio</i>	<i>Interest Rate</i>
Beginning of period	701,027.78	701,027.78	100.00%	0.30%
Deposits	0.00			
Withdrawals	100,000.00			
Interest accrued	159.31			
End of Period	601,187.09	601,187.09	100.00%	0.30%

This report is in compliance with the investment strategies as approved by the Public Funds Investment Act

Investment Officer



BANK: 01 LOCAL MAINTENANCE

TYPE	CHECK NUMBER	CHECK DATE	CHECK AMOUNT	REMITTED TO
OFFC	61708	9-11-2013	3,000.00	9644 DALLAS COUNTY COMMUNITY COLLEGE - <i>Meredith Foundation</i>
OFFC	61709	9-12-2013	1,895.00	9646 HUDL - <i>Football/BASKETBALL</i>
SYST	61710	9-16-2013	90.75	9109 AMERI-TEX SERVICES - <i>Athletics</i>
SYST	61711	9-16-2013	99.21	5021 ANGELA SAVALLO - <i>GAME OFFICIAL</i>
SYST	61712	9-16-2013	167.25	6286 ART EDUCATION IDEAS - <i>Ed UIL</i>
SYST	61713	9-16-2013	47.40	7333 ASW ENTERPRISES - <i>Ed UIL</i>
SYST	61714	9-16-2013	8.72	3533 AT&T LONG DISTANCE - <i>long distance</i>
SYST	61715	9-16-2013	105.00	5054 ATSSB - <i>BRANNON, FUKINI, CAVANAUGH</i>
SYST	61716	9-16-2013	250.00	532 BRUNER INSURANCE - <i>Culver</i>
SYST	61717	9-16-2013	20,000.00	3149 BUDGET BUSINESS SYSTEMS <i>COPIER MAINT/supply 10/14</i>
SYST	61718	9-16-2013	150.18	1033 CADE'S BUILDING MATERIALS, INC. - <i>MAINTENANCE</i>
SYST	61719	9-16-2013	292.73	571 CENTERPOINT ENERGY RESOURCES CORP. - <i>GAS</i>
SYST	61720	9-16-2013	80.00	6193 CHAMAR LONDON - <i>GAME WORKER</i>
SYST	61721	9-16-2013	93.42	9257 CHARTHOUSE LEARNING - <i>PS COUNSELOR</i>
SYST	61722	9-16-2013	60.00	7924 CICI'S PIZZA - <i>Athletic meal</i>
SYST	61723	9-16-2013	145.00	9511 CODY SIFFORD - <i>GAME OFFICIAL</i>
SYST	61724	9-16-2013	29,616.68	4447 COMPUTERLAND NETWORK TECHNOLOGIES - <i>ASTRO RENEWAL 4 years</i>
SYST	61725	9-16-2013	290.00	954 DAIRY QUEEN - <i>Athletic meal</i>
SYST	61726	9-16-2013	155.00	2118 DAIRY QUEEN - <i>Athletic meal</i>
SYST	61727	9-16-2013	105.00	7741 DAVID SINCHES - <i>GAME WORKER</i>
SYST	61728	9-16-2013	100.00	7468 DUSTY W COOK - <i>GAME SECURITY</i>
SYST	61729	9-16-2013	80.00	9647 FRANKIE THOMAS - <i>GAME OFFICIAL</i>
SYST	61730	9-16-2013	73,609.00	7670 HIBBS-HALLMARK & COMPANY - <i>PROPERTY, AUTO, Liability 10/14</i>
SYST	61731	9-16-2013	100.00	3509 JACK NEWMAN - <i>GAME SECURITY</i>
SYST	61732	9-16-2013	100.00	9651 JAMES LEWMAN - <i>GAME SECURITY</i>
SYST	61733	9-16-2013	92.43	9630 JASON BAQUET - <i>GAME OFFICIAL</i>
SYST	61734	9-16-2013	1,609.74	1475 JOHN DEERE FINANCIAL - <i>Athletics</i>
SYST	61735	9-16-2013	100.00	9652 JUSTIN MILLS - <i>GAME SECURITY</i>
SYST	61736	9-16-2013	128.48	5606 KELLY MURPHY - <i>GAME OFFICIAL</i>
SYST	61737	9-16-2013	143.60	9046 LARRY TENNISON JR - <i>GAME OFFICIAL</i>
SYST	61738	9-16-2013	325.00	9616 LONE STAR PERCUSSION - <i>HS BAND</i>
SYST	61739	9-16-2013	40.00	5086 MACK TUCK - <i>GAME WORKER</i>
SYST	61740	9-16-2013	300.00	7113 MESQUITE ISD - <i>BAND CONTEXT</i>
SYST	61741	9-16-2013	80.00	5793 MICHELE BRADSHAW - <i>GAME OFFICIAL</i>
SYST	61742	9-16-2013	62.68	8194 MIKE BROWNING - <i>GAME OFFICIAL</i>
SYST	61743	9-16-2013	2,692.73	8076 MINEOLA ISD TAX COLLECTOR - <i>AUTO TAX PAYMT</i>
SYST	61744	9-16-2013	40.00	5622 MITCHELL TUCK - <i>GAME WORKER</i>
SYST	61745	9-16-2013	200.00	5119 MT PLEASANT HIGH SCHOOL - <i>BAND CONTEXT</i>
SYST	61746	9-16-2013	80.00	9650 PAIGE SELLERS - <i>GAME OFFICIAL</i>
SYST	61747	9-16-2013	717.00	6204 PITNEY BOWES - <i>METER RENT</i>
SYST	61748	9-16-2013	6,701.32	701 QUILL CORPORATION - <i>TONER - All Schools</i>
SYST	61749	9-16-2013	285.00	6440 REGION IV UIL MUSIC - <i>BAND UIL MARCHING</i>
SYST	61750	9-16-2013	110.00	3785 SAFETY-KLEEN SYSTEMS, INC - <i>AUTO MECHANICS</i>
SYST	61751	9-16-2013	80.00	8675 SHARI DARTY - <i>GAME OFFICIAL</i>
SYST	61752	9-16-2013	80.00	9047 SHIRLEY ROSE - <i>GAME OFFICIAL</i>
SYST	61753	9-16-2013	652.71	2013 STORY-WRIGHT INC. - <i>HS COUNSELOR, MAINT</i>
SYST	61754	9-16-2013	290.50	6883 SUBWAY - <i>Athletic meal</i>
SYST	61755	9-16-2013	6,250.00	7168 SUDDENLINK COMMUNICATIONS - <i>SuperNet II</i>

BANK: 01 LOCAL MAINTENANCE

TYPE	CHECK NUMBER	CHECK DATE	CHECK AMOUNT	REMITTED TO
SYST	61756	9-16-2013	2,655.00	2473 TEXAS ASSOCIATION OF SCHOOL ADM. - <i>Abbott, Brandon, Brinkley, Fuller,</i>
SYST	61757	9-16-2013	836.60	7185 THE BANDMANS COMPANY - <i>Hd BAND Gully, Mischwick, Quiambao, Watkins,</i>
SYST	61758	9-16-2013	87.88	9649 TIMOTHY SKAGGS - <i>GAME OFFICIAL B J B R K, WATK</i>
SYST	61759	9-16-2013	200.00	2108 TMEA - <i>BRANNAN, FULIN, FISCHER, CAVANAUGH</i>
SYST	61760	9-16-2013	147.20	9648 TONY LEE - <i>GAME OFFICIAL</i>
SYST	61761	9-16-2013	32,467.75	2 TYLER TECHNOLOGIES, INC - <i>Student, Financial Software 10/14</i>
SYST	61762	9-16-2013	30.75	7840 UPS - <i>Athletic</i>
SYST	61763	9-16-2013	119.90	8649 VINCE A WILLIAMS - <i>GAME OFFICIAL</i>
SYST	61764	9-16-2013	1,097.33	822 WAL-MART STORES TEXAS, LLC - <i>BCIS, Hd BAND, Hd SCIENCE, Hd OFFICE, Athletic</i>
SYST	61765	9-16-2013	384.00	8972 WING DINGERS - <i>BAND MEALS</i>
SYST	61766	9-16-2013	40,114.74	837 WOOD COUNTY SPECIAL EDUCATION SSA - <i>SD Ed Co-ord Monthly</i>
OFFC	61767	9-19-2013	181.85	822 WAL-MART STORES TEXAS, LLC - <i>MAINTENANCE</i>
SYST	61768	9-30-2013	23,951.84	745 AEP SOUTHWESTERN ELECTRIC POWER - <i>ELECTRICITY</i>
SYST	61769	9-30-2013	94.41	5021 ANGELA SAVALLO - <i>GAME OFFICIAL</i>
SYST	61770	9-30-2013	2,526.75	7184 APEX GEOSCIENCE, INC - <i>PSIMS PARKING</i>
SYST	61771	9-30-2013	136.00	3149 BUDGET BUSINESS SYSTEMS - <i>ADMIN</i>
SYST	61772	9-30-2013	80.00	6193 CHAMAR LONDON - <i>GAME WORKER</i>
SYST	61773	9-30-2013	58.15	1329 CHEVRON - <i>Vo Ag</i>
SYST	61774	9-30-2013	517.71	9653 CHOPPERS OUTDOOR POWER - <i>MAINTENANCE</i>
SYST	61775	9-30-2013	122.37	8674 CHRIS MCGOWAN - <i>GAME OFFICIAL</i>
SYST	61776	9-30-2013	60.00	7924 CICI'S PIZZA - <i>Athletic MEALS</i>
SYST	61777	9-30-2013	5,391.53	549 CITY OF MINEOLA - <i>WATER</i>
SYST	61778	9-30-2013	250.00	7834 CLAY EWELL EDUCATIONAL SERVICES - <i>Vo AG</i>
SYST	61779	9-30-2013	250.00	9664 COMMERCE HIGH SCHOOL BAND BOOSTERS - <i>BAND CONTEXT</i>
SYST	61780	9-30-2013	11,115.35	4447 COMPUTERLAND NETWORK TECHNOLOGIES - <i>MICROSOFT PKG 10/14</i>
SYST	61781	9-30-2013	744.00	954 DAIRY QUEEN - <i>Athletic MEALS</i>
SYST	61782	9-30-2013	80.00	7741 DAVID SINCHES - <i>GAME WORKER</i>
SYST	61783	9-30-2013	188.30	8459 DAVID TEMPLE - <i>GAME OFFICIAL</i>
SYST	61784	9-30-2013	85.00	9665 DAVID TRIMBLE - <i>GAME OFFICIAL</i>
SYST	61785	9-30-2013	250.00	1055 DOROTHY CULVER - <i>REIMBURSE</i>
SYST	61786	9-30-2013	140.00	7468 DUSTY W COOK - <i>GAME SECURITY</i>
SYST	61787	9-30-2013	127.00	9666 EDDIE CATES - <i>GAME OFFICIAL</i>
SYST	61788	9-30-2013	450.00	1412 EDGEWOOD ISD - <i>BASKETBALL</i>
SYST	61789	9-30-2013	350.00	8053 FCCLA - <i>Home Eco</i>
SYST	61790	9-30-2013	519.99	2170 FLATT STATIONERS, INC. - <i>NURSE</i>
SYST	61791	9-30-2013	905.32	3377 FLINN SCIENTIFIC - <i>MS SCIENCE</i>
SYST	61792	9-30-2013	99.00	918 HARRIS RATINGS WEEKLY - <i>FOOTBALL</i>
SYST	61793	9-30-2013	17,241.00	6327 HERRINGTON HEAT & AC - <i>Predd Box COMPRESSOR, PS #108 4TON, MS BALL 4TON</i>
SYST	61794	9-30-2013	20.00	3509 JACK NEWMAN - <i>Game Dec. Hd Nurse</i>
SYST	61795	9-30-2013	85.00	9667 JAMES BETTIS - <i>GAME OFFICIAL</i>
SYST	61796	9-30-2013	20.00	9651 JAMES LEWMAN - <i>GAME OFFICIAL</i>
SYST	61797	9-30-2013	82.48	1475 JOHN DEERE FINANCIAL - <i>MAINTENANCE</i>
SYST	61798	9-30-2013	20.00	9652 JUSTIN MILLS - <i>GAME SECURITY</i>
SYST	61799	9-30-2013	315.00	9441 LINDALE JUNIOR HIGH SCHOOL - <i>Athletic MEALS</i>
SYST	61800	9-30-2013	134.56	8489 LONNY PENWELL - <i>GAME OFFICIAL</i>
SYST	61801	9-30-2013	18.00	8151 LORRIE DRENNON - <i>REIMBURSE</i>
SYST	61802	9-30-2013	120.00	5587 LUCKY E BOLDEN - <i>GAME SECURITY</i>
SYST	61803	9-30-2013	40.00	5086 MACK TUCK - <i>GAME WORKER</i>



BANK: 01 LOCAL MAINTENANCE

CHECK TYPE	CHECK NUMBER	CHECK DATE	CHECK AMOUNT	REMITTED TO
SYST	61804	9-30-2013	120.00	9352 MATTHEW PEACOCK - <i>GAME SECURITY</i>
SYST	61805	9-30-2013	68.08	7217 MEGAN FREEMAN - <i>GAME OFFICIAL</i>
SYST	61806	9-30-2013	150.00	5793 MICHELE BRADSHAW - <i>GAME OFFICIAL</i>
SYST	61807	9-30-2013	158.90	8194 MIKE BROWNING - <i>GAME OFFICIAL</i>
SYST	61808	9-30-2013	85.00	7942 MIKE STEELE - <i>GAME OFFICIAL</i>
SYST	61809	9-30-2013	3,640.60	8076 MINEOLA ISD TAX COLLECTOR - <i>AUTO TAX PYMTD</i>
SYST	61810	9-30-2013	40.00	5622 MITCHELL TUCK - <i>GAME WORKER</i>
SYST	61811	9-30-2013	249.00	8881 NATIONAL FFA ORGANIZATION - <i>VO AG</i>
SYST	61812	9-30-2013	130.00	6204 PITNEY BOWES - <i>ADMIN</i>
SYST	61813	9-30-2013	1,661.07	701 QUILL CORPORATION - <i>NS SCIENCE, MAINTENANCE, Technology</i>
SYST	61814	9-30-2013	663.00	6473 REGION IV EDUCATION SERVICE CENTER - <i>NS SCIENCE</i>
SYST	61815	9-30-2013	133.90	9668 SHELBY ONEILL - <i>GAME OFFICIAL</i>
SYST	61816	9-30-2013	191.79	7397 SHIFFLER EQUIPMENT SALES, INC - <i>NS OFFICE</i>
SYST	61817	9-30-2013	212.33	2013 STORY-WRIGHT INC. - <i>NS COUNSELOR, BEID, NS COUNSELOR, NS SCIENCE</i>
SYST	61818	9-30-2013	538.00	6883 SUBWAY - <i>ATHLETIC MEAL</i>
SYST	61819	9-30-2013	57.00	8190 SUBWAY - <i>ATHLETIC MEAL</i>
SYST	61820	9-30-2013	145.00	8189 TAHPERD ANNUAL CONVENTION - <i>Fullum</i>
SYST	61821	9-30-2013	6,468.39	6619 TASB RISK MANAGEMENT FUND - <i>UNEMPLOYMENT 10/14</i>
SYST	61822	9-30-2013	900.00	763 TASB, INC - <i>ON LINE Policy</i>
SYST	61823	9-30-2013	300.00	5751 TASBO - <i>B FORK</i>
SYST	61824	9-30-2013	390.00	3765 TASSP - <i>SAUER, SIMMONS, Kolbye</i>
SYST	61825	9-30-2013	725.00	7347 TCA - <i>Dudley, PALMER, Kolbye</i>
SYST	61826	9-30-2013	2,313.00	8119 TCEA - <i>ARMSTRONG, BELL, Goodson, Thatchler, Munoz, Gowen, Allen, Mallo, Karch</i>
SYST	61827	9-30-2013	12.00	774 TEXAS DEPT OF PUBLIC SAFETY - <i>CRIMINAL history</i>
SYST	61828	9-30-2013	540.00	7185 THE BANDMANS COMPANY - <i>NS BAND</i>
SYST	61829	9-30-2013	120.00	8998 TOMMY CARDEN - <i>GAME OFFICIAL</i>
SYST	61830	9-30-2013	4,438.00	5494 TRINITY MOTHER FRANCES - <i>1st SEMESTER TRAINER</i>
SYST	61831	9-30-2013	53.25	8474 UIL - <i>ES UIL</i>
SYST	61832	9-30-2013	7.00	800 UNIVERSITY INTERSCHOLASTIC LEAGUE - <i>NS DRAMA</i>
SYST	61833	9-30-2013	3,000.00	2793 UNIVERSITY OF TEXAS AT AUSTIN - <i>MEREDITH Foundation</i>
SYST	61834	9-30-2013	8.50	7840 UPS - <i>IPAD REPAIR</i>
SYST	61835	9-30-2013	1,219.00	807 VISUAL TECHNIQUES, INC. - <i>Technology All</i>
SYST	61836	9-30-2013	145.37	822 WAL-MART STORES TEXAS, LLC - <i>NS BAND, ADMIN</i>
SYST	61837	9-30-2013	65.00	8318 WHATABURGER #483 - <i>ATHLETIC MEAL</i>
SYST	61838	9-30-2013	200.00	8972 WING DINGERS - <i>BAND MEAL</i>
SYST	61839	9-30-2013	10.00	9673 WINONA ALMUETE - <i>GAME WORKER</i>
SYST	61840	9-30-2013	300.00	9658 WYLIE ISD ATHLETICS - <i>SOFTBALL</i>

BANK 01 TOTALS	SYSTEM CHECKS	NO CHECKS	CHECK AMOUNTS
		130	320,994.62
	OFFICE CHECKS	3	5,076.85
	VOID CHECKS	0	0.00
		133	326,071.47