


### Students We Serve



### DEMOGRAPHICS

American Indian/Alaska Native	
Students	3%
Teachers	0%
Asian	
Students	0%
Teachers	0%
Black/African American	
Students	0%
Teachers	5%
Hispanic/Latino	
Students	4%
Teachers	0%
Multiracial	
Students	7%
Teachers	19%
Native Hawaiian/Pacific Islander	
Students	<1%
Teachers	0%
White	
Students	86%
Teachers	76%

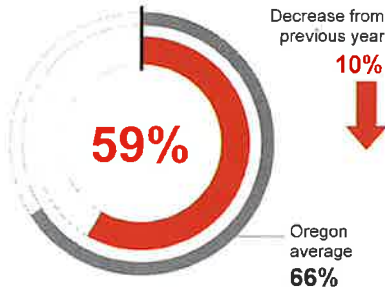


\*<10 students or data unavailable

### District Environment

#### REGULAR ATTENDERS

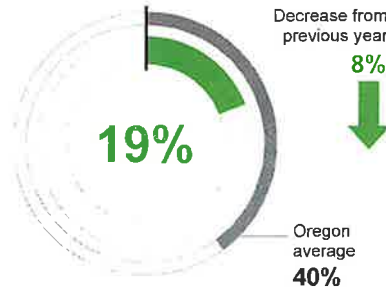
Students who attended more than 90% of their enrolled school days.



### Academic Success

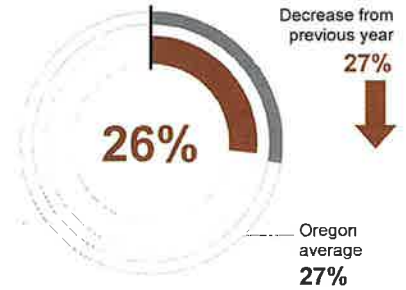
#### Grade 3 ENGLISH LANGUAGE ARTS

Students meeting state grade-level expectations.



#### Grade 8 MATHEMATICS

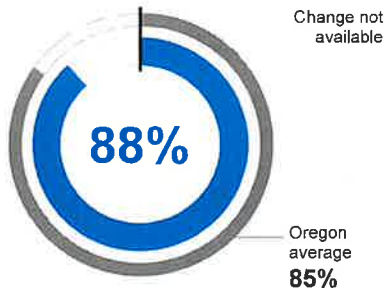
Students meeting state grade-level expectations.



### High School Success

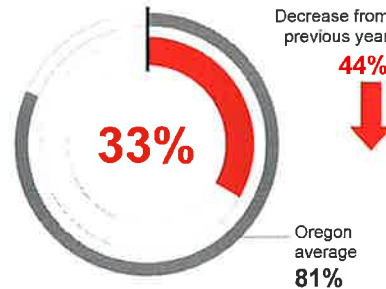
#### ON-TRACK TO GRADUATE

Students earning one-quarter of graduation credits in their 9th grade year.



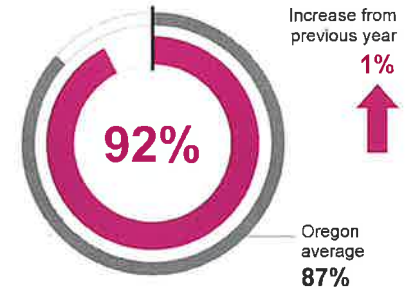
#### ON-TIME GRADUATION

Students earning a diploma within four years. Cohort includes students who were first-time ninth graders in 2019-20 graduating in 2022-23.



#### FIVE-YEAR COMPLETION

Students earning a high school diploma or GED within five years. Cohort includes students who were first-time ninth graders in 2018-19 finishing in 2022-23.



### District Goals

\*Information was not submitted for this section.

### State Goals

The Oregon Department of Education is partnering with school districts and local communities to ensure a 90% on-time, four year graduation rate by 2027. To progress toward this goal, the state will prioritize efforts to improve attendance, provide a well-rounded education, invest in implementing culturally responsive practices, and promote continuous improvement to close opportunity and achievement gaps for historically and currently underserved students.





# OREGON AT-A-GLANCE SCHOOL PROFILE

## Driftwood Elementary School



PRINCIPAL: Aaron Miller | GRADES: K-8 | 1202 Oregon St, Port Orford 97465 | 541-332-2712

### Students We Serve



### DEMOGRAPHICS

American Indian/Alaska Native	
Students	2%
Teachers	0%
Asian	
Students	0%
Teachers	0%
Black/African American	
Students	0%
Teachers	11%
Hispanic/Latino	
Students	3%
Teachers	0%
Multiracial	
Students	6%
Teachers	11%
Native Hawaiian/Pacific Islander	
Students	1%
Teachers	0%
White	
Students	88%
Teachers	78%

\* **3** Languages Spoken

Ever English Learners

**18%** Students with Disabilities

**82%** Required Childhood Vaccinations

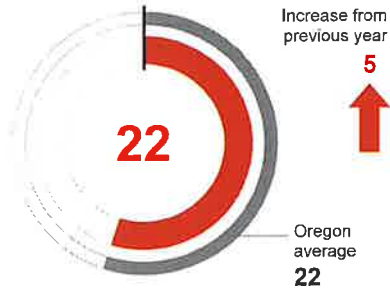
**60%** Students Experiencing Poverty

\*<10 students or data unavailable

### School Environment

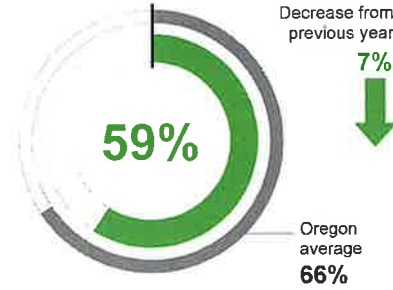
#### CLASS SIZE

Median class size.



#### REGULAR ATTENDERS

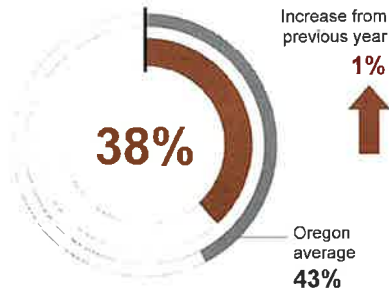
Students who attended more than 90% of their enrolled school days.



### Academic Success

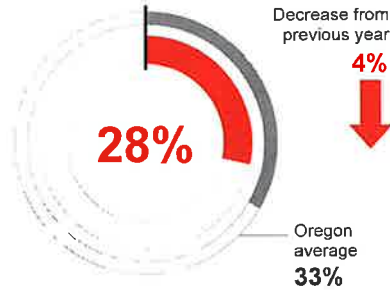
#### ENGLISH LANGUAGE ARTS

Students meeting state grade-level expectations.



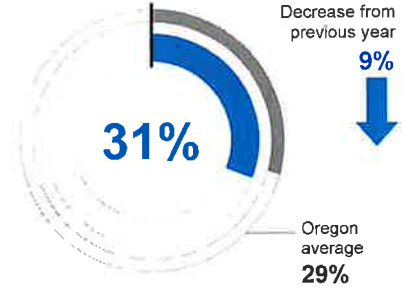
#### MATHEMATICS

Students meeting state grade-level expectations.



#### SCIENCE

Students meeting state grade-level expectations.



### School Goals

\*Information was not submitted for this section.

### State Goals

The Oregon Department of Education is partnering with school districts and local communities to ensure a 90% on-time, four year graduation rate by 2027. To progress toward this goal, the state will prioritize efforts to improve attendance, provide a well-rounded education, invest in implementing culturally responsive practices, and promote continuous improvement to close opportunity and achievement gaps for historically and currently underserved students.

### Safe & Welcoming Environment

\*Information was not submitted for this section.





# OREGON AT-A-GLANCE SCHOOL PROFILE CONTINUED

## Driftwood Elementary School



2023-24

### Outcomes

#### Our Staff (rounded FTE)



**7**

Teachers



**4**

Educational assistants



**<1**

Counselors/  
Psychologists/  
Social Workers



**74%**

Average teacher retention rate over the past three years



**71%**

% of licensed teachers with more than 3 years of experience



**No**

Same principal in the last 3 years

#### REGULAR ATTENDERS

American Indian/Alaska Native	<10 students or data unavailable
Asian	<10 students or data unavailable
Black/African American	<10 students or data unavailable
Hispanic/Latino	<10 students or data unavailable
Multiracial	46%
Native Hawaiian/Pacific Islander	<10 students or data unavailable
White	62%
Students Experiencing Poverty	51%
Ever English Learner	<10 students or data unavailable
Students with Disabilities	59%
Migrant	<10 students or data unavailable
Homeless	40%
Students in Foster Care	<10 students or data unavailable
Military Connected	<10 students or data unavailable
Talented and Gifted	<10 students or data unavailable
Female	59%
Male	59%
Non-Binary	<10 students or data unavailable

#### ENGLISH LANGUAGE ARTS

<10 students or data unavailable
<10 students or data unavailable
<10 students or data unavailable
<10 students or data unavailable
<10 students or data unavailable
<10 students or data unavailable
40%
32%
<10 students or data unavailable
14%
<10 students or data unavailable
28%
<10 students or data unavailable
<10 students or data unavailable
<10 students or data unavailable
39%
38%
<10 students or data unavailable

#### MATHEMATICS

<10 students or data unavailable
<10 students or data unavailable
<10 students or data unavailable
<10 students or data unavailable
<10 students or data unavailable
<10 students or data unavailable
28%
25%
<10 students or data unavailable
14%
<10 students or data unavailable
24%
<10 students or data unavailable
<10 students or data unavailable
<10 students or data unavailable
28%
29%
<10 students or data unavailable

#### About Our School

##### BULLYING, HARASSMENT, AND SAFETY POLICIES

\*Information was not submitted for this section.

##### EXTRACURRICULAR ACTIVITIES

\*Information was not submitted for this section.

##### PARENT ENGAGEMENT

\*Information was not submitted for this section.

##### COMMUNITY ENGAGEMENT

\*Information was not submitted for this section.



# OREGON AT-A-GLANCE SCHOOL PROFILE

## Pacific High School



PRINCIPAL: Krista Nieraeth | GRADES: 9-12 | 45525 Hwy 101, Port Orford 97465 | 541-348-2293

### Students We Serve



### DEMOGRAPHICS

#### American Indian/Alaska Native

Students	3%
Teachers	0%

#### Asian

Students	0%
Teachers	0%

#### Black/African American

Students	0%
Teachers	0%

#### Hispanic/Latino

Students	7%
Teachers	0%

#### Multiracial

Students	10%
Teachers	25%

#### Native Hawaiian/Pacific Islander

Students	0%
Teachers	0%

#### White

Students	80%
Teachers	75%

\*

Ever English Learners



**2**

Languages Spoken

\*

Students with Disabilities

**86%**

Required Childhood Vaccinations

**44%**

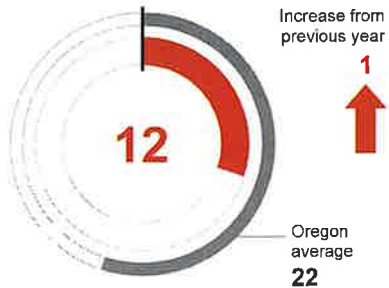
Students Experiencing Poverty

\*<10 students or data unavailable

### School Environment

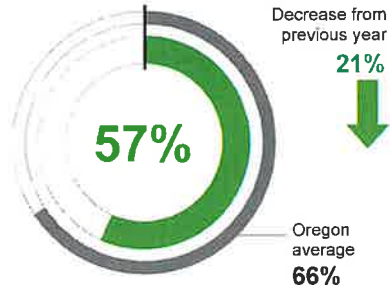
#### CLASS SIZE

Median size of classes in core subjects.



#### REGULAR ATTENDERS

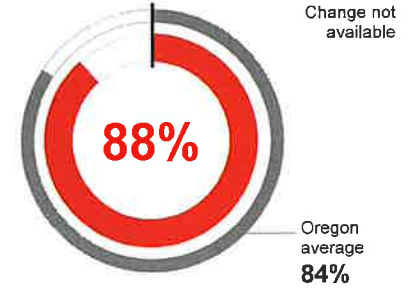
Students who attended more than 90% of their enrolled school days.



### Academic Progress

#### ON-TRACK TO GRADUATE

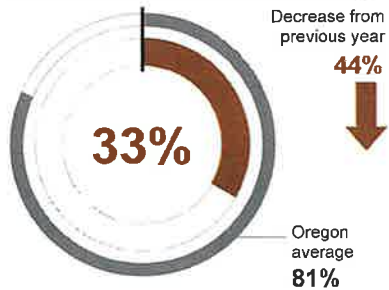
Students earning one-quarter of graduation credits in their 9th grade year.



### Academic Success

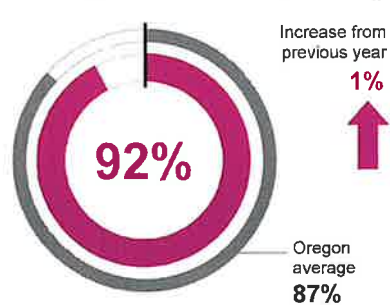
#### ON-TIME GRADUATION

Students earning a diploma within four years. Cohort includes students who were first-time ninth graders in 2019-20 graduating in 2022-23.



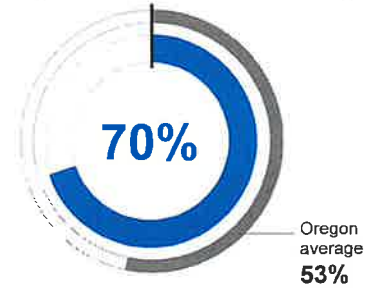
#### FIVE-YEAR COMPLETION

Students earning a high school diploma or GED within five years. Cohort includes students who were first-time ninth graders in 2018-19 finishing in 2022-23.



#### COLLEGE GOING

Students enrolling in a two or four year college within 16 months of completing high school in 2021-22. Data from the National Student Clearinghouse.



### School Goals

\*Information was not submitted for this section.

### State Goals

The Oregon Department of Education is partnering with school districts and local communities to ensure a 90% on-time, four year graduation rate by 2027. To progress toward this goal, the state will prioritize efforts to improve attendance, provide a well-rounded education, invest in implementing culturally responsive practices, and promote continuous improvement to close opportunity and achievement gaps for historically and currently underserved students.

### Safe & Welcoming Environment

\*Information was not submitted for this section.



OREGON AT-A-GLANCE SCHOOL PROFILE CONTINUED Pacific High School



Outcomes

Our Staff (rounded FTE)



5

Teachers



<1

Educational assistants



0

Counselors/ Psychologists/ Social Workers



80%

Average teacher retention rate over the past three years



86%

% of licensed teachers with more than 3 years of experience



No

Same principal in the last 3 years

REGULAR ATTENDERS

Table with 2 columns: Demographic Group and Percentage. Includes categories like American Indian/Alaska Native, Asian, Black/African American, Hispanic/Latino, Multiracial, Native Hawaiian/Pacific Islander, White (54%), Students Experiencing Poverty (48%), Ever English Learner, Students with Disabilities, Migrant, Homeless, Students in Foster Care, Military Connected, Talented and Gifted, Female (54%), Male (61%), and Non-Binary.

ON-TRACK TO GRADUATE

Table with 2 columns: Demographic Group and Percentage. Includes categories like American Indian/Alaska Native, Asian, Black/African American, Hispanic/Latino, Multiracial, Native Hawaiian/Pacific Islander, White (93%), Students Experiencing Poverty, Ever English Learner, Students with Disabilities, Migrant, Homeless, Students in Foster Care, Military Connected, Talented and Gifted, Female, Male, and Non-Binary.

ON-TIME GRADUATION

Table with 2 columns: Demographic Group and Percentage. Includes categories like American Indian/Alaska Native, Asian, Black/African American, Hispanic/Latino, Multiracial, Native Hawaiian/Pacific Islander, White, Students Experiencing Poverty, Ever English Learner, Students with Disabilities, Migrant, Homeless, Students in Foster Care, Military Connected, Talented and Gifted, Female, Male, and Non-Binary.

About Our School

ADVANCED COURSEWORK

\*Information was not submitted for this section.

CAREER & TECHNICAL EDUCATION

\*Information was not submitted for this section.

EXTRACURRICULAR ACTIVITIES

\*Information was not submitted for this section.

PARENT & COMMUNITY ENGAGEMENT

\*Information was not submitted for this section.