

# Achievement Gap Reduction - AGR

Spring Semester Update

Short Cycle Report  
June 24, 2024

*Presented by:*

*Julie Schell, Katie Colwell, Deb Foster, Jon Euting & AGR Principals*



**Our Mission ... To advance student learning, achievement, and success.**

# AGR Program Overview (Achievement Gap Reduction)

*Program was established to improve student achievement*


- Maintain 18:1 or 30:2 classroom ratios and provide professional learning on small group instruction
- Instructional coaching for teachers provided by a licensed teacher
- Each school will create performance objectives for students:
  - Kindergarten - grade 3,
  - Mathematics and Reading, and
  - Identify a specific local assessment used to monitor academic progress

- i-Ready: K-5 Fall/Winter/Spring Diagnostic  
No K i-Ready Fall Assessment



# What are we attempting to accomplish as a team? (Be proactive)

- Build capacity around responding to data and changes in student need over time.
  - District & Building Administrator Learning and Collaboration to inform Continuous Improvement Planning Process
  - Building data days facilitated by principals and content area specialists (3x/year at minimum)
- Professional learning and coaching to support effective pacing and small group differentiated instruction
  - Wit and Wisdom Support
  - K-2 ELA Standards Unpacking and Alignment
  - AVMR Training (Continued for 23-24 school year)
  - In-District Coaching with District Math, Literacy, EL, eMLSS Coordinators, and Tech Integration Specialists
- Professional Learning Communities - Collaboration
  - Inform department and grade level conversations



# Description of Assessments

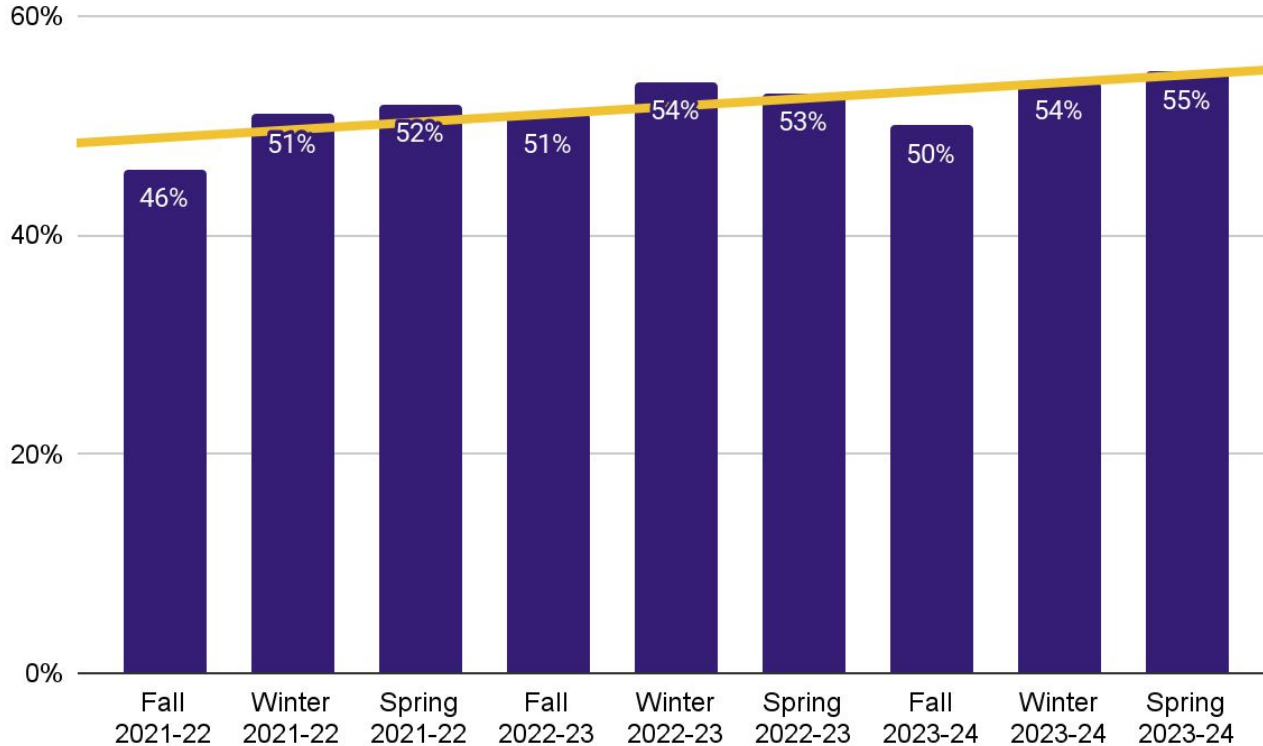
## Data Sources:

- Starting this year ('23-24) we are using **iReady Diagnostic**
  - Diagnostics will be utilized in K-8 for consistent data collection and outcome analysis moving forward.
  - Diagnostic assessments dig deeper and help you identify gaps in knowledge or skills.
- On data slides you will also see our previous screener Fastbridge
  - Both Assessments provide students progress towards end of the year goals.

# K-5 Reading Summary

AGR Buildings

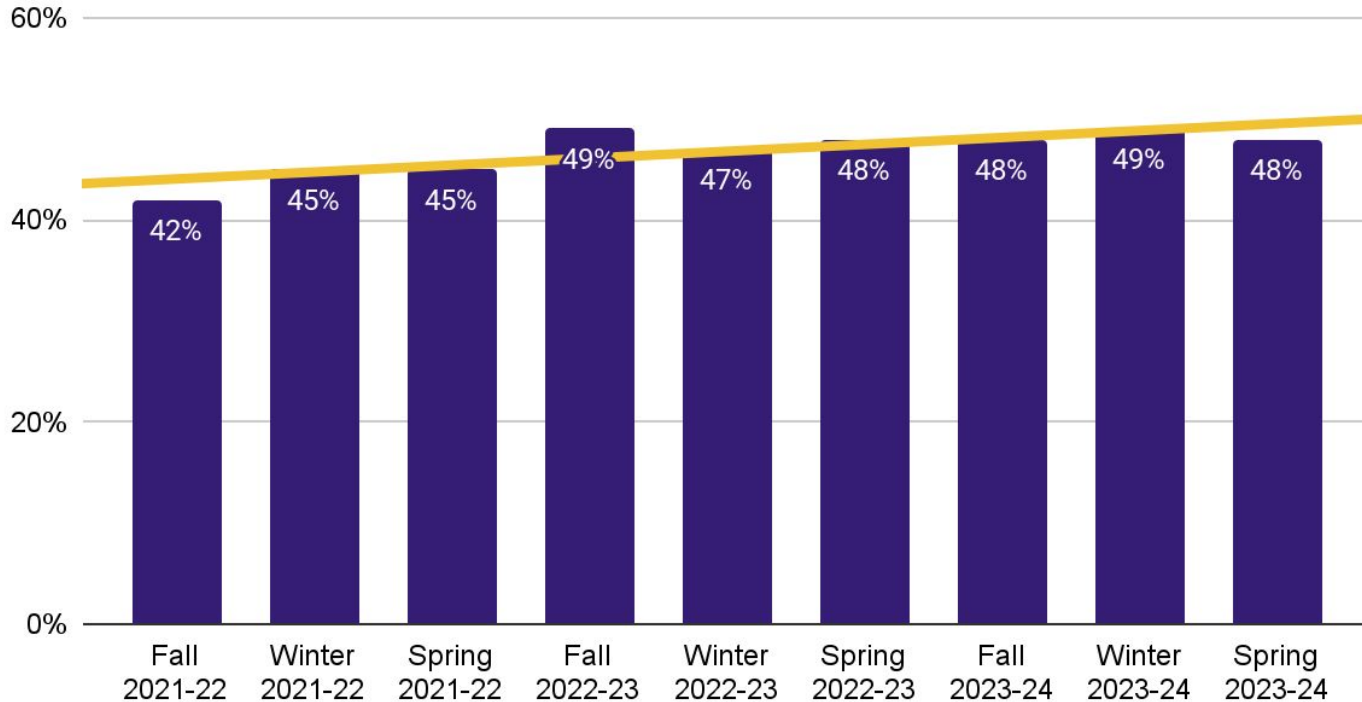
Combination of Assessments



# K-5 Math Summary

AGR Buildings

i-Ready Diagnostic Assessment

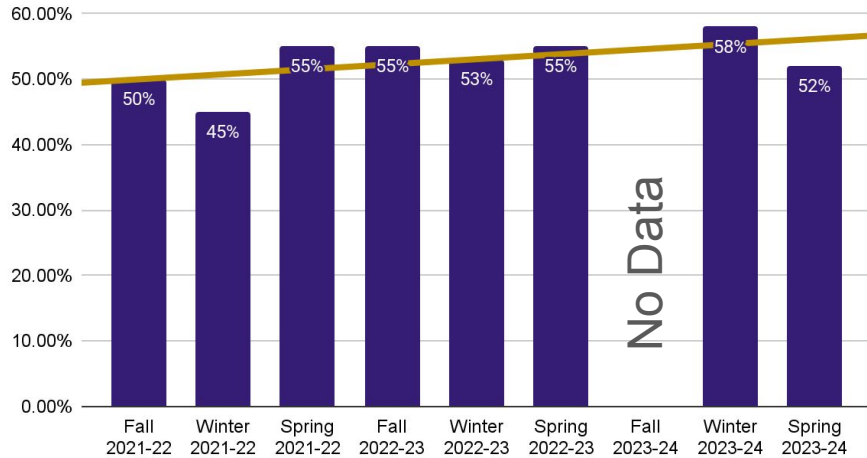


# Kindergarten and 1st Grade

## All AGR Schools Combined

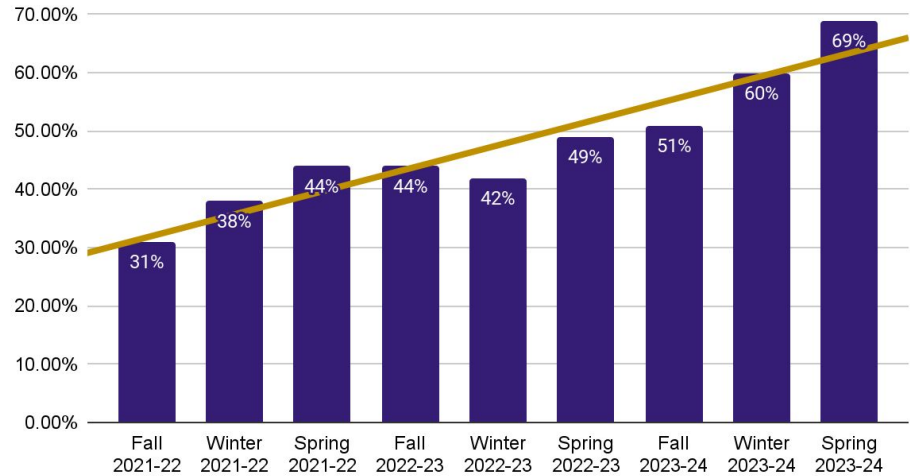
Fall 2021 - Spring 2023: FastBridge - Early Reading English Composite  
Fall 2023 - ongoing: iReady

### Kindergarten Reading



Start of iReady

### 1st Grade Reading



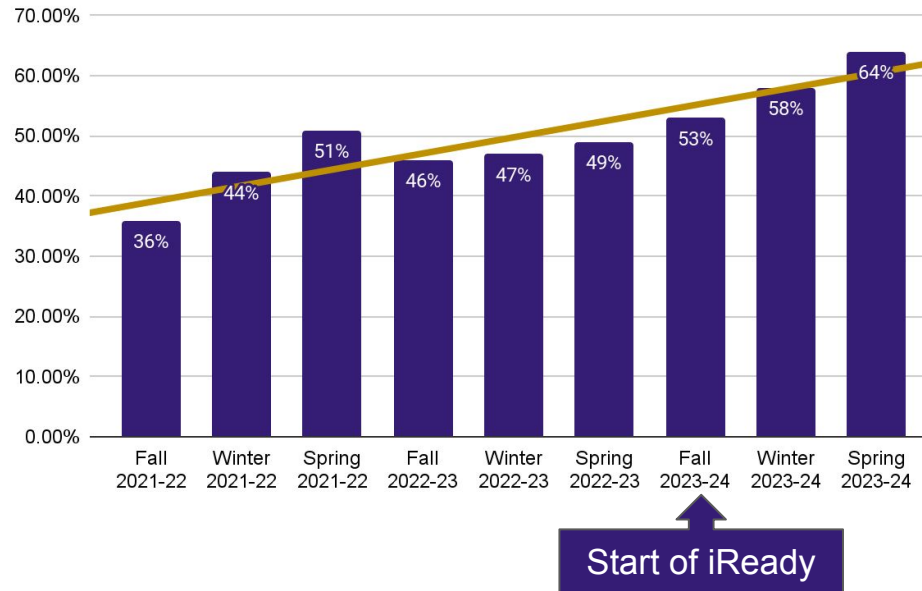
Start of iReady

# 2nd Grade

## All AGR Schools Combined

Fall 2021 - Spring 2023: FastBridge - aReading  
Fall 2023 - ongoing: iReady

2nd Grade Reading

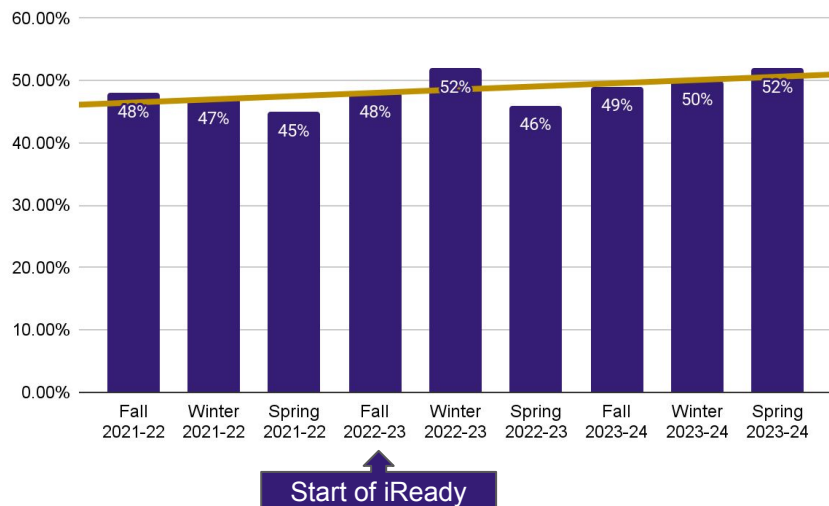


# 3rd - 5th Grade

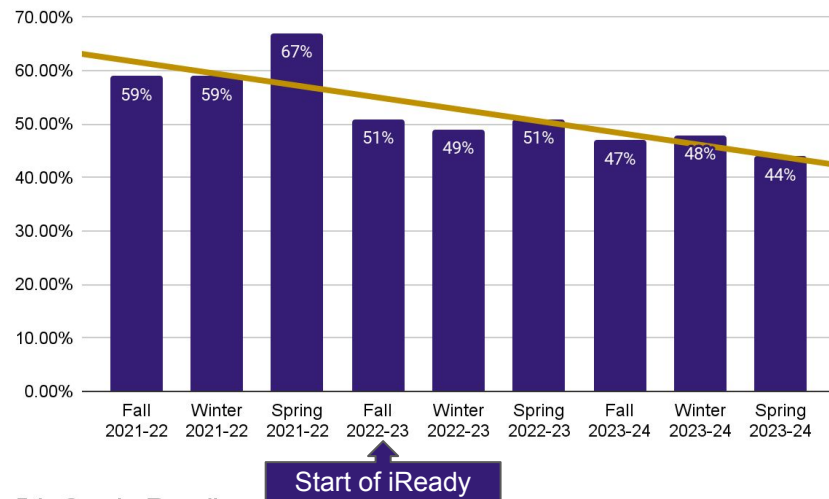
## All AGR Schools Combined

### i-Ready Reading Diagnostic

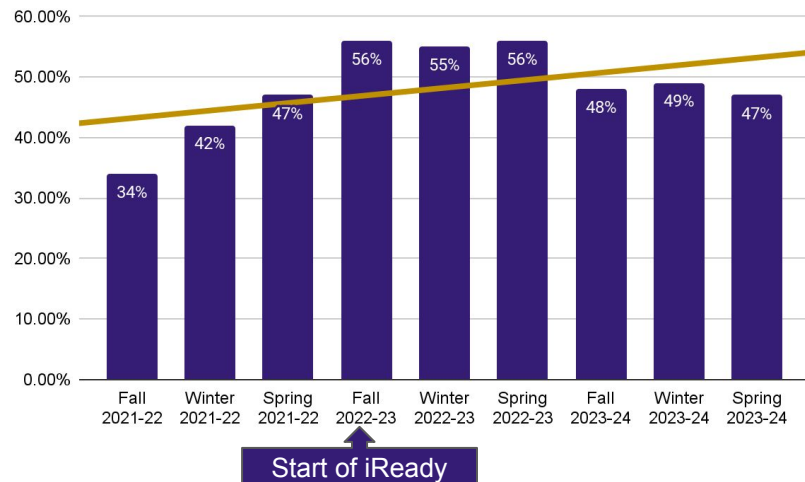
3rd Grade Reading



4th Grade Reading



5th Grade Reading

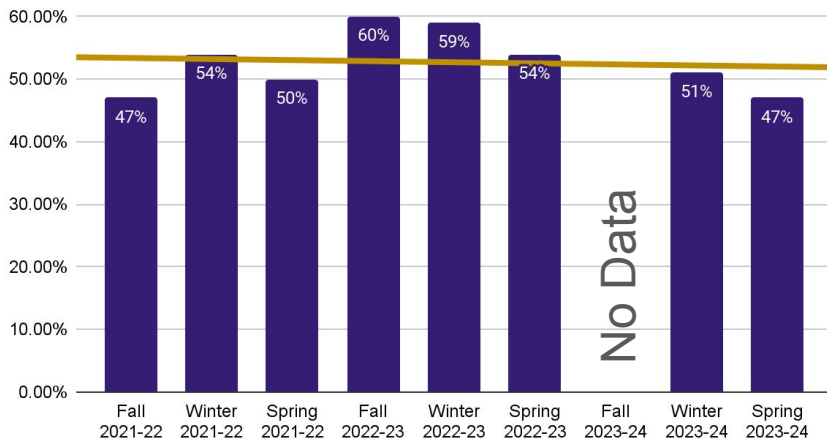


# Kindergarten - 2nd Grade

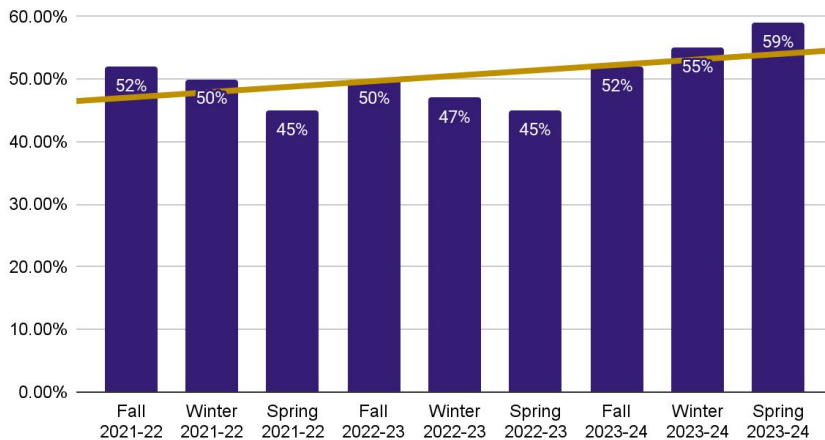
## All AGR Schools Combined

### i-Ready Math Diagnostic

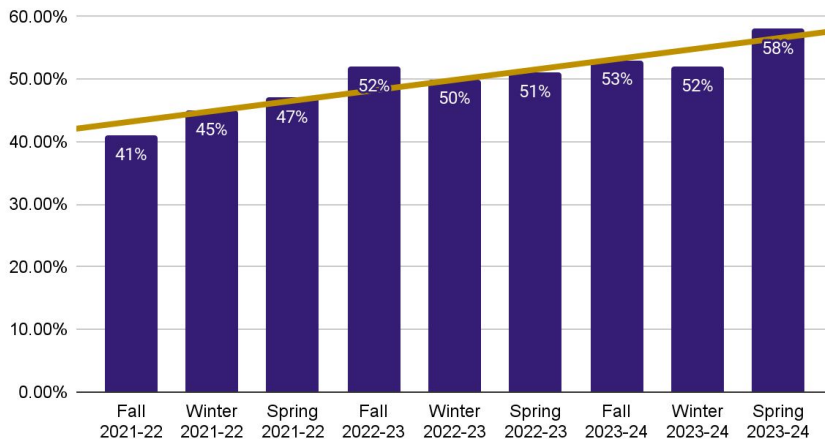
Kindergarten Math



1st Grade Math



2nd Grade Math

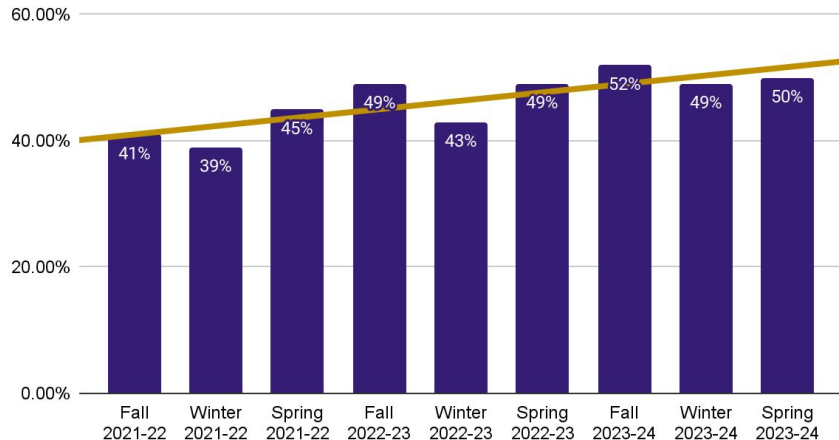


# 3rd - 5th Grade

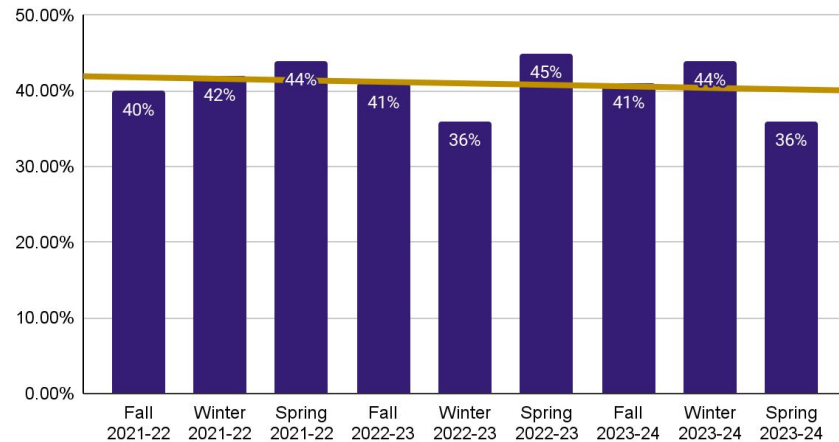
All AGR Schools  
Combined

## i-Ready Math Diagnostic

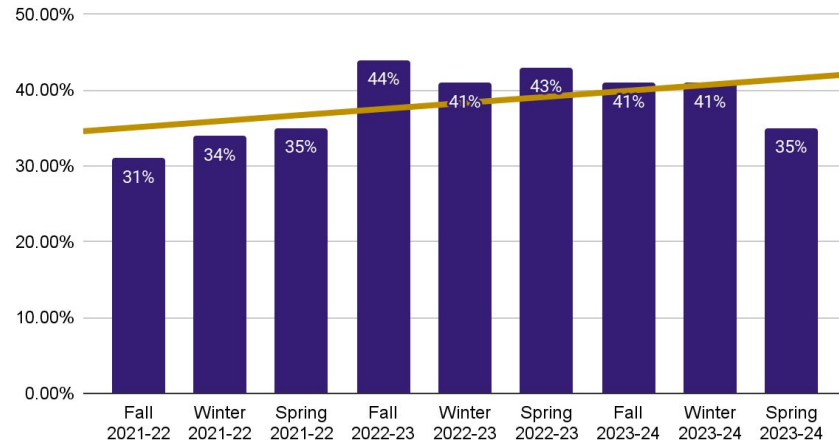
3rd Grade Math



4th Grade Math



5th Grade Math



# Franklin i-Ready Diagnostic

## Reading

(Percentage of students at or above benchmark)

	Fall 2023	Winter 2024	Spring 2024
<b>KG</b> i-Ready Reading (%)	—	57	43
<b>1st</b> i-Ready Reading (%)	42	56	59
<b>2nd</b> i-Ready Reading (%)	48	57	68
<b>3rd</b> i-Ready Reading (%)	44	53	61
<b>4th</b> i-Ready Reading (%)	32	38	33
<b>5th</b> i-Ready Reading (%)	42	52	40

## Math

(Percentage of students at or above benchmark)

	Fall 2023	Winter 2024	Spring 2024
<b>KG</b> i-Ready Math	-	50	47
<b>1st</b> i-Ready Math	54	52	44
<b>2nd</b> i-Ready Math	45	50	47
<b>3rd</b> i-Ready Math	65	59	52
<b>4th</b> i-Ready Math	23	36	20
<b>5th</b> i-Ready Math	33	34	28

# GD Jones i-Ready Diagnostic

## Reading

(Percentage of students at or above benchmark)

	Fall 2023	Winter 2024	Spring 2024
<b>KG</b> i-Ready Reading (%)	-	58	51
<b>1st</b> i-Ready Reading (%)	43	42	52
<b>2nd</b> i-Ready Reading (%)	46	61	60
<b>3rd</b> i-Ready Reading (%)	43	43	47
<b>4th</b> i-Ready Reading (%)	31	31	26
<b>5th</b> i-Ready Reading (%)	54	45	41

## Math

(Percentage of students at or above benchmark)

	Fall 2023	Winter 2024	Spring 2024
<b>KG</b> i-Ready Math	-	48	47
<b>1st</b> i-Ready Math	51	32	53
<b>2nd</b> i-Ready Math	54	50	42
<b>3rd</b> i-Ready Math	46	39	43
<b>4th</b> i-Ready Math	31	35	31
<b>5th</b> i-Ready Math	35	36	27

# Grant i-Ready Diagnostic

## Reading

(Percentage of students at or above benchmark)

	Fall 2023	Winter 2024	Spring 2024
<b>KG</b> i-Ready Reading (%)	-	79	70
<b>1st</b> i-Ready Reading (%)	53	75	79
<b>2nd</b> i-Ready Reading (%)	70	75	77
<b>3rd</b> i-Ready Reading (%)	59	58	61
<b>4th</b> i-Ready Reading (%)	48	47	45
<b>5th</b> i-Ready Reading (%)	22	30	38

## Math

(Percentage of students at or above benchmark)

	Fall 2023	Winter 2024	Spring 2024
<b>KG</b> i-Ready Math	-	66	54
<b>1st</b> i-Ready Math	47	63	52
<b>2nd</b> i-Ready Math	55	73	77
<b>3rd</b> i-Ready Math	45	36	52
<b>4th</b> i-Ready Math	36	38	26
<b>5th</b> i-Ready Math	26	30	32

# Hawthorn Hills i-Ready Diagnostic

## Reading

(Percentage of students at or above benchmark)

	Fall 2023	Winter 2024	Spring 2024
<b>KG</b> i-Ready Reading (%)	-	58	62
<b>1st</b> i-Ready Reading (%)	52	61	72
<b>2nd</b> i-Ready Reading (%)	35	44	54
<b>3rd</b> i-Ready Reading (%)	54	57	52
<b>4th</b> i-Ready Reading (%)	52	38	28
<b>5th</b> i-Ready Reading (%)	45	52	59

## Math

(Percentage of students at or above benchmark)

	Fall 2023	Winter 2024	Spring 2024
<b>KG</b> i-Ready Math	-	34	41
<b>1st</b> i-Ready Math	48	57	48
<b>2nd</b> i-Ready Math	59	47	57
<b>3rd</b> i-Ready Math	46	43	45
<b>4th</b> i-Ready Math	48	38	26
<b>5th</b> i-Ready Math	39	48	41

# Lincoln i-Ready Diagnostic

## Reading

(Percentage of students at or above benchmark)

	Fall 2023	Winter 2024	Spring 2024
<b>KG</b> i-Ready Reading (%)	-	52	36
<b>1st</b> i-Ready Reading (%)	42	55	74
<b>2nd</b> i-Ready Reading (%)	52	53	64
<b>3rd</b> i-Ready Reading (%)	39	36	33
<b>4th</b> i-Ready Reading (%)	54	51	50
<b>5th</b> i-Ready Reading (%)	55	51	49

## Math

(Percentage of students at or above benchmark)

	Fall 2023	Winter 2024	Spring 2024
<b>KG</b> i-Ready Math	-	58	33
<b>1st</b> i-Ready Math	39	55	71
<b>2nd</b> i-Ready Math	46	42	48
<b>3rd</b> i-Ready Math	33	42	25
<b>4th</b> i-Ready Math	46	40	37
<b>5th</b> i-Ready Math	40	43	23

# Jefferson i-Ready Diagnostic

## Reading

(Percentage of students at or above benchmark)

	Fall 2023	Winter 2024	Spring 2024
<b>KG</b> i-Ready Reading (%)	-	50	50
<b>1st</b> i-Ready Reading (%)	69	73	79
<b>2nd</b> i-Ready Reading (%)	59	57	61
<b>3rd</b> i-Ready Reading (%)	57	58	59
<b>4th</b> i-Ready Reading (%)	67	76	73
<b>5th</b> i-Ready Reading (%)	53	57	55

## Math

(Percentage of students at or above benchmark)

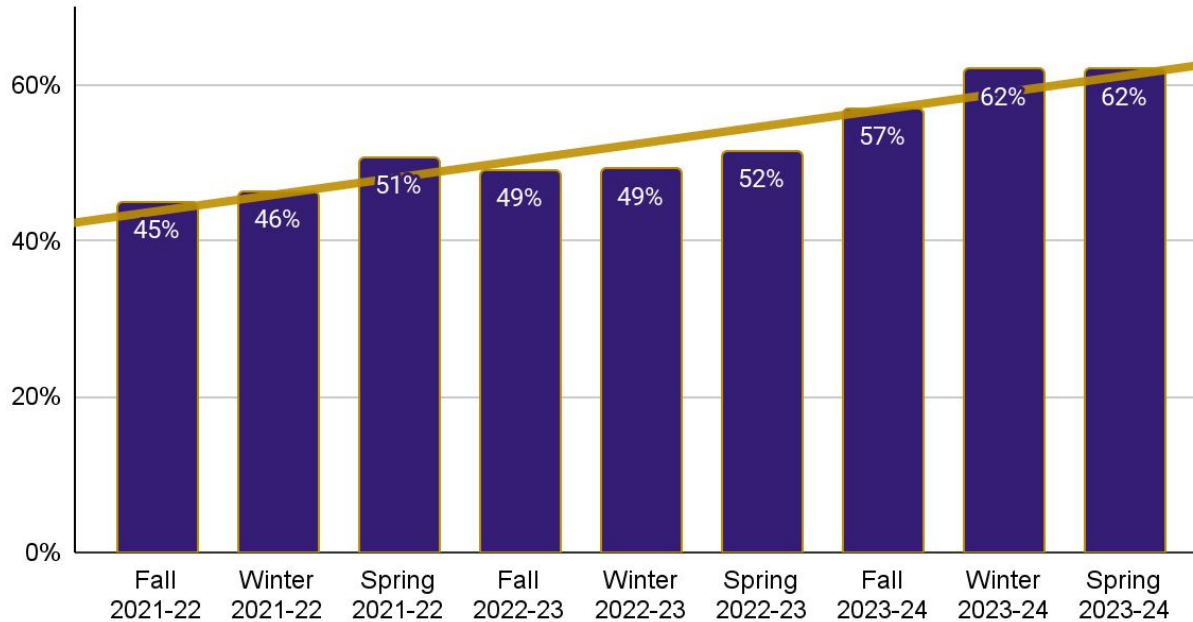
	Fall 2023	Winter 2024	Spring 2024
<b>KG</b> i-Ready Math	-	54	59
<b>1st</b> i-Ready Math	65	73	77
<b>2nd</b> i-Ready Math	57	51	74
<b>3rd</b> i-Ready Math	75	74	77
<b>4th</b> i-Ready Math	63	71	62
<b>5th</b> i-Ready Math	60	51	58

# K-5 Reading Summary

All Buildings

Combination of Assessments

## Reading

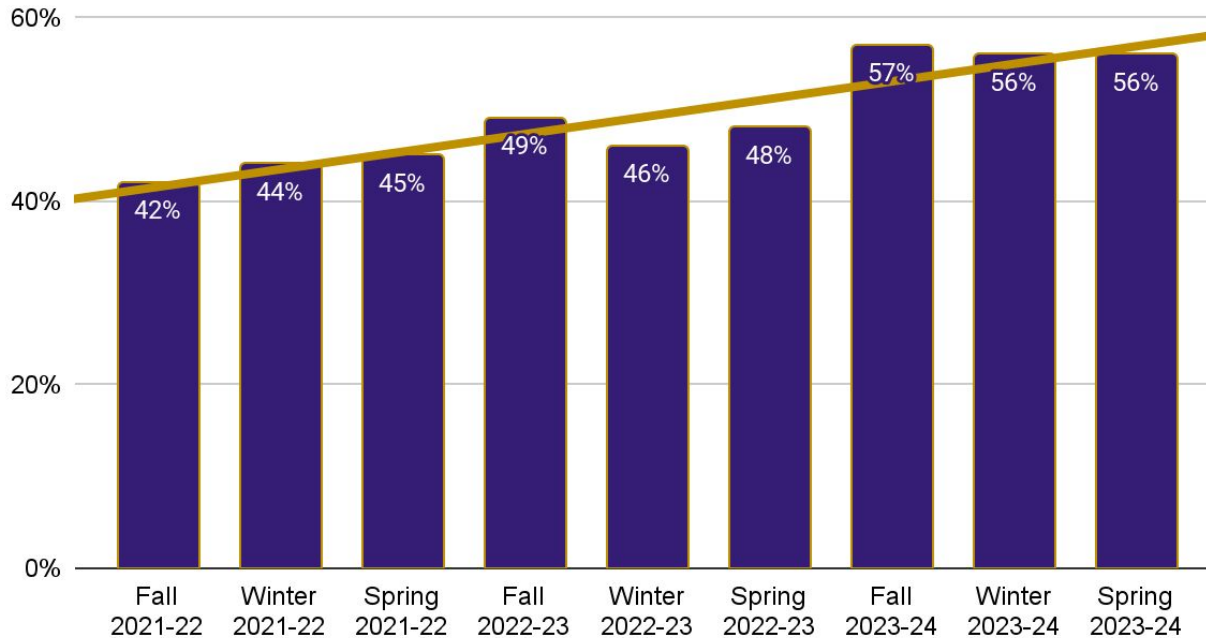


# K-5 Math Summary

All Buildings


i-Ready Diagnostic Assessment

## Math



# What are the Next Steps?

- Continue to support adult learning through Professional Development Initiatives
  - ACT 20 - Additional Foundational Training for all K-3 Teachers beginning 24-25
  - Engaging in a process that is identifying strengths in our practices and areas of need to provide continuing professional learning for staff in response to all learners.
- Engage in Adult and Student Goal Setting Capacity Building through LIM
- Continue our work with ELA Standards Based Work
  - Unpacking Standards and building capacity around highly relevant skills and strategies
  - Continued work with ELA Core Resources: Access Points for all learners, performance tasks, assessments and reporting pathways
- Continue work with Math Core Resources and Intervention Supports
  - AVMR, Standards Work
- Enhancing our support of multilingual learners - Newcomer Center/EL Coach



**Wausau School District**  
**415 Seymour Street ■ P.O. Box 359 ■ Wausau WI 54402-0359 ■ 715-261-0500**

**[www.wausauschools.org](http://www.wausauschools.org)**

■ [facebook.com/WausauSchDist](https://facebook.com/WausauSchDist) ■ [twitter.com/WausauSchDist](https://twitter.com/WausauSchDist) ■ [instagram.com/WausauSchDist](https://instagram.com/WausauSchDist)



**Our Mission ... To advance student learning, achievement, and success.**