









Legend (Sanitary Lines)

-  = Clay pipe
-  = Clay pipe to be replaced
-  = PVC pipe
-  = Cast iron pipe
-  = Classroom sinks connecting to 5th grade wing clay pipe
-  = Clean out, existing
-  = Clean out, future if not existing
-  = Sanitary sewer pit

