

# **Ector County Independent School District**

## 2017-18

# Annual Performance Report

---

ANNETTE MACIAS

EXECUTIVE DIRECTOR OF ACCOUNTABILITY & ASSESSMENT



# 2017-18 Annual Report Components

---

Included in the report:

- ❖ TAPR - Texas Academic Performance Report
- ❖ PEIMS Financial Standard Report
- ❖ District Accreditation Status
- ❖ Report on Violent or Criminal Incidents
- ❖ Student Performance in Postsecondary Institutions



# 2017-18 Texas Academic Performance Report

District Name: ECTOR COUNTY ISD

District Number: 068901

2018 Accountability Rating: D

*2018 Special Education Determination Status:*  
***Needs Substantial Intervention***

*2017 Armed Services Vocational Aptitude Battery (ASVAB) Test:*  
***Meets Requirements***

**Note: The data reported within this Annual Performance Report does not contain new information. This annual report is the “final” report for the 2017-2018 school year. TEA does not release the Texas Academic Performance Report (TAPR) until December in order to finalize all Accountability Ratings.**



## 2018 Special Education Determination Status: Needs Substantial Intervention

---

Districts receive 1 of 4 special education determination statuses on the TAPR report.

Meets Requirements

Needs Assistance

Needs Intervention

Needs Substantial Intervention

Needs substantial intervention is the highest level of need.

The label represents an integrated determination status based on an evaluation of the PBMAS indicators, State Performance Plan compliance indicators 3-13, data integrity, uncorrected noncompliance and audit findings.



## Changes to the Texas Academic Performance Report

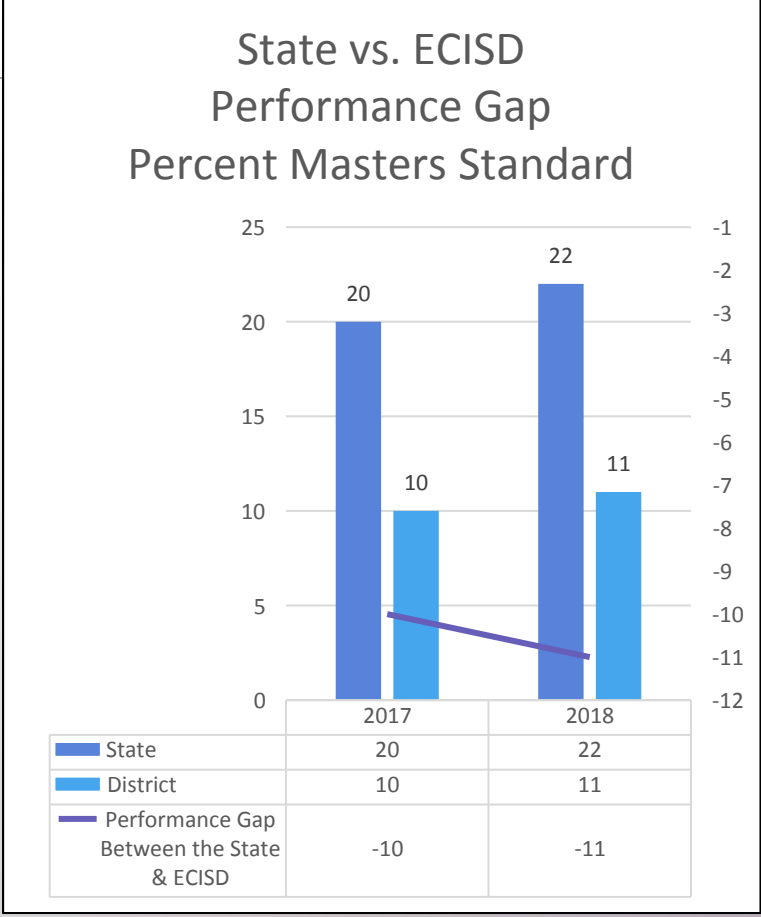
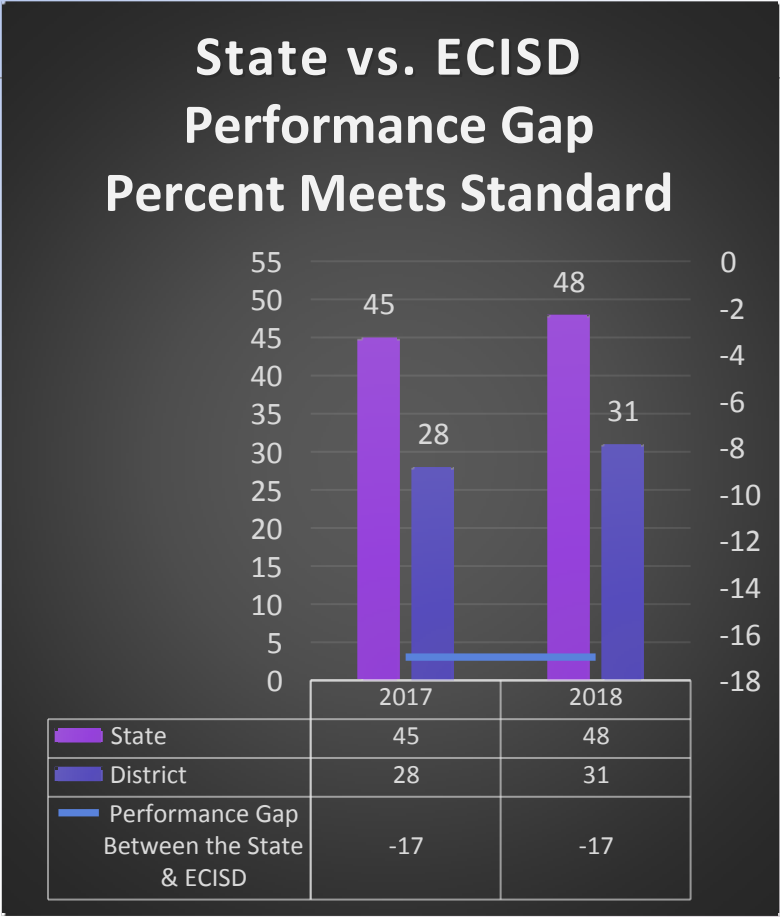
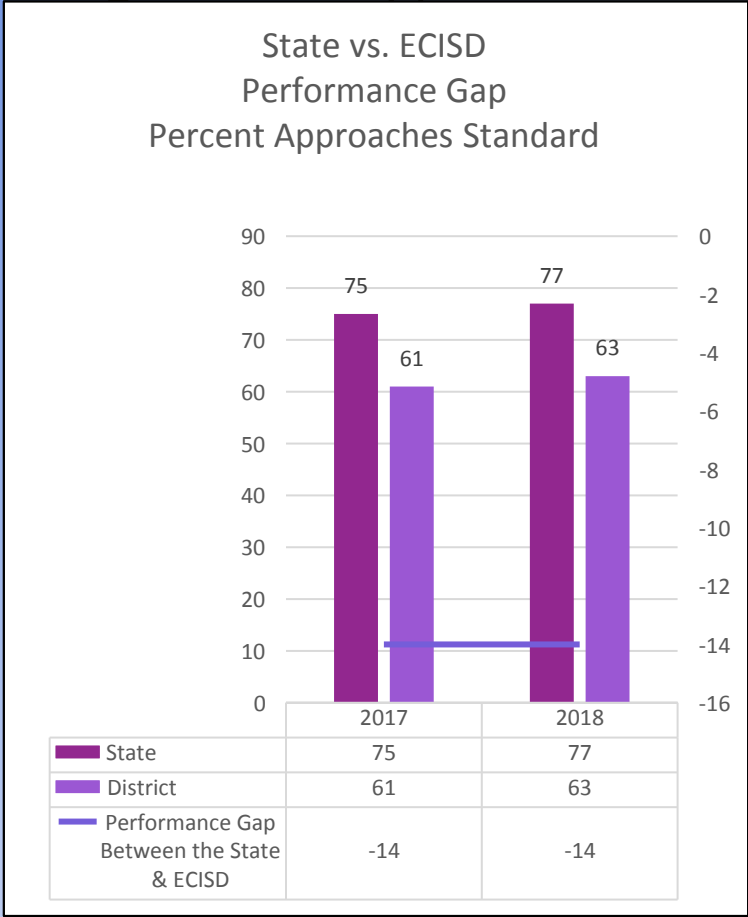
---

- ❖ The PDF version of the TAPR is scaled back to include only major, statutorily-required data points and is designed to allow districts to fulfill their public notification requirements.
- ❖ Armed Services Vocational Aptitude Battery Test status – SB1843 requires that students in grades 10-12 are provided the opportunity to take the ASVAB test and consult with a military recruiter.
  - a) Schedule the test during normal school hours
  - b) Schedule the test at a time that limits conflict with extracurricular activities
  - c) Communicate the date, time and location of testing to students and their parents/guardians



Academic Performance

Performance gap between the state and ECISD on the STAAR assessments across all content areas and grade levels by performance standard.



Academic Performance

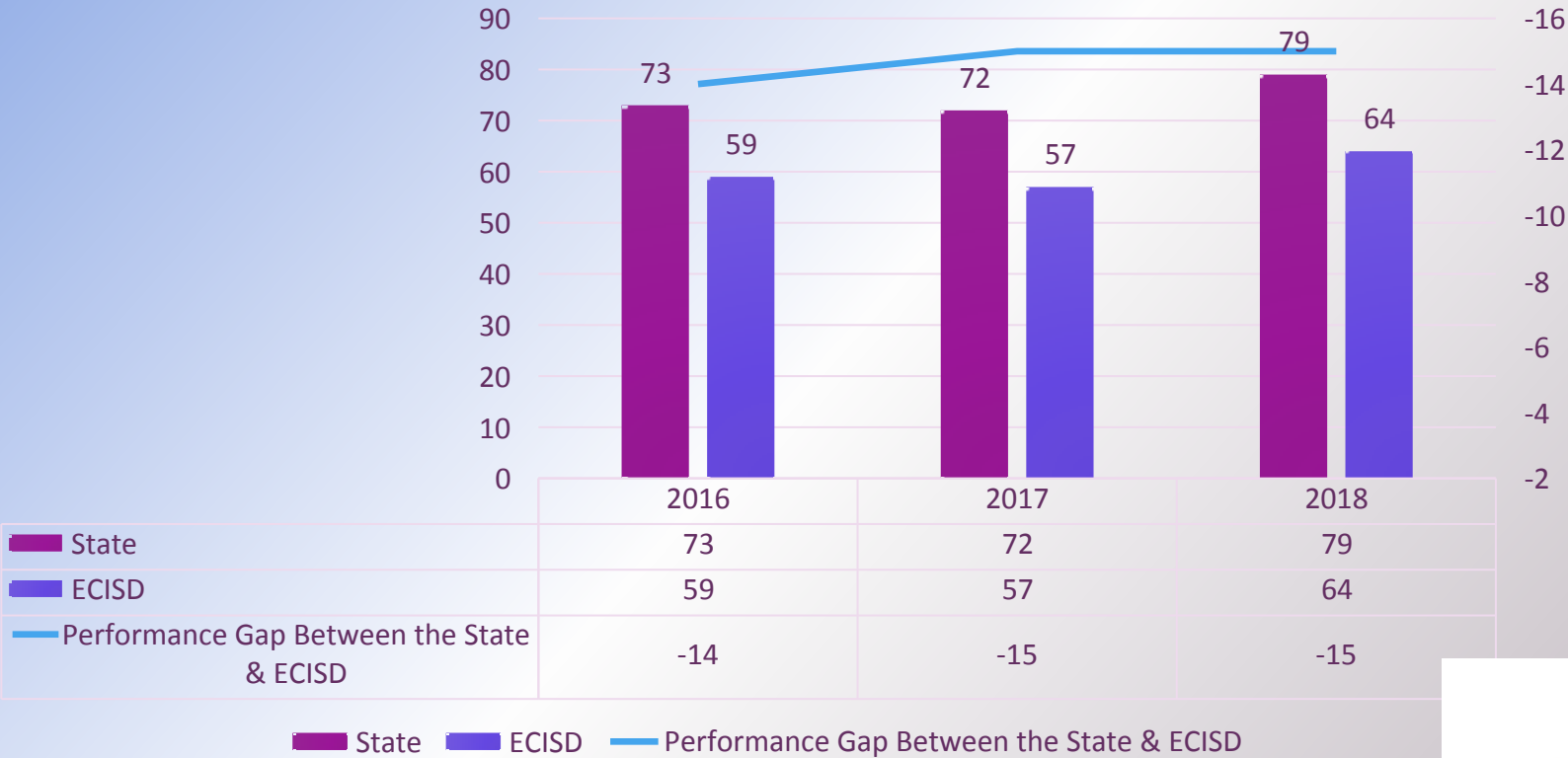
ECISD closed the performance gap between the state and the district in the following areas across tested grade levels:

STAAR Approaches Grade Level or Above	STAAR *Meets Grade Level	STAAR **Masters Grade Level
Reading 1%	none	none
Math 1%		
Science 2%		



Academic Performance

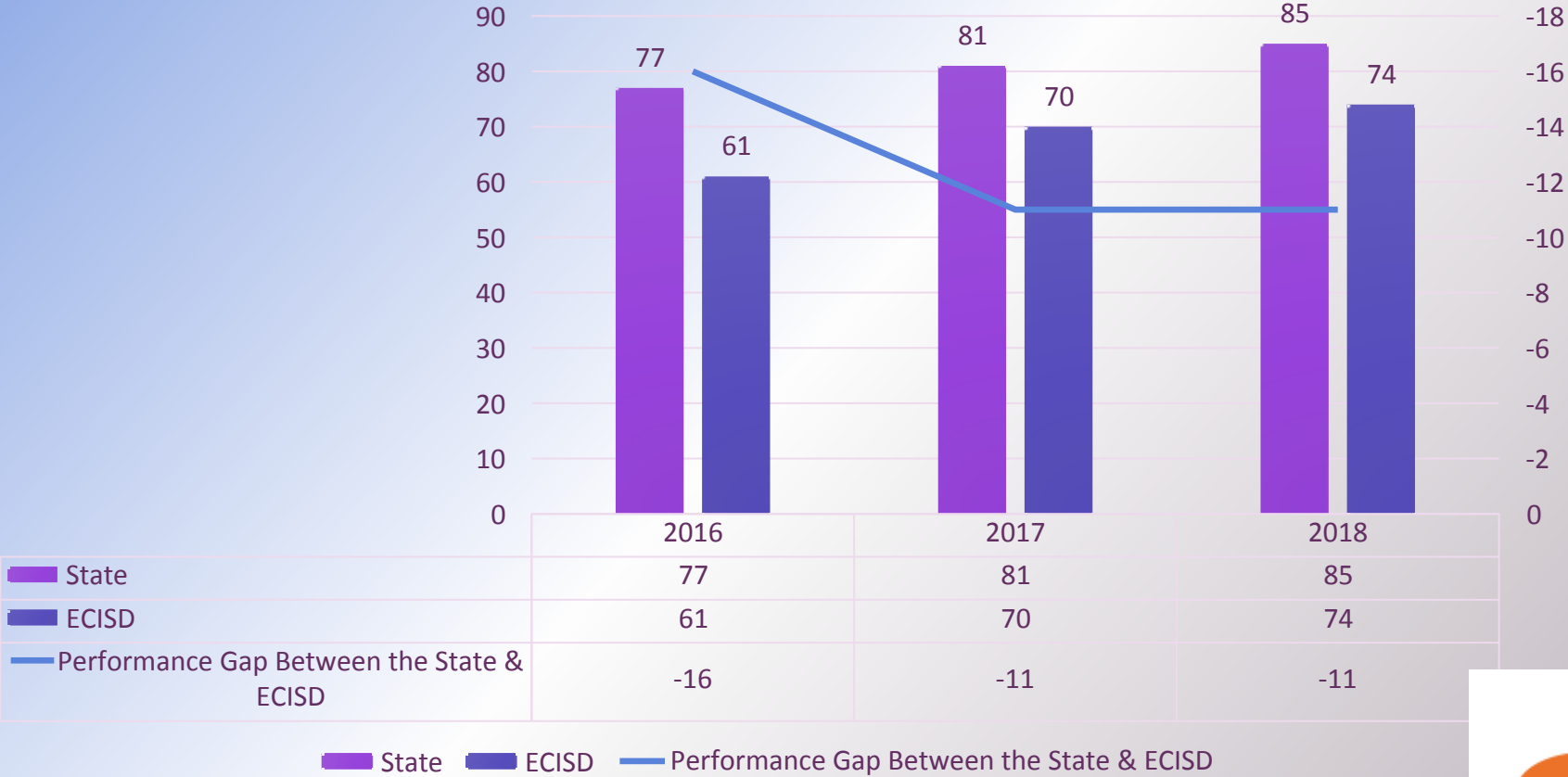
5th Grade Reading  
Student Success Initiative - Percent Passing on First  
Administration





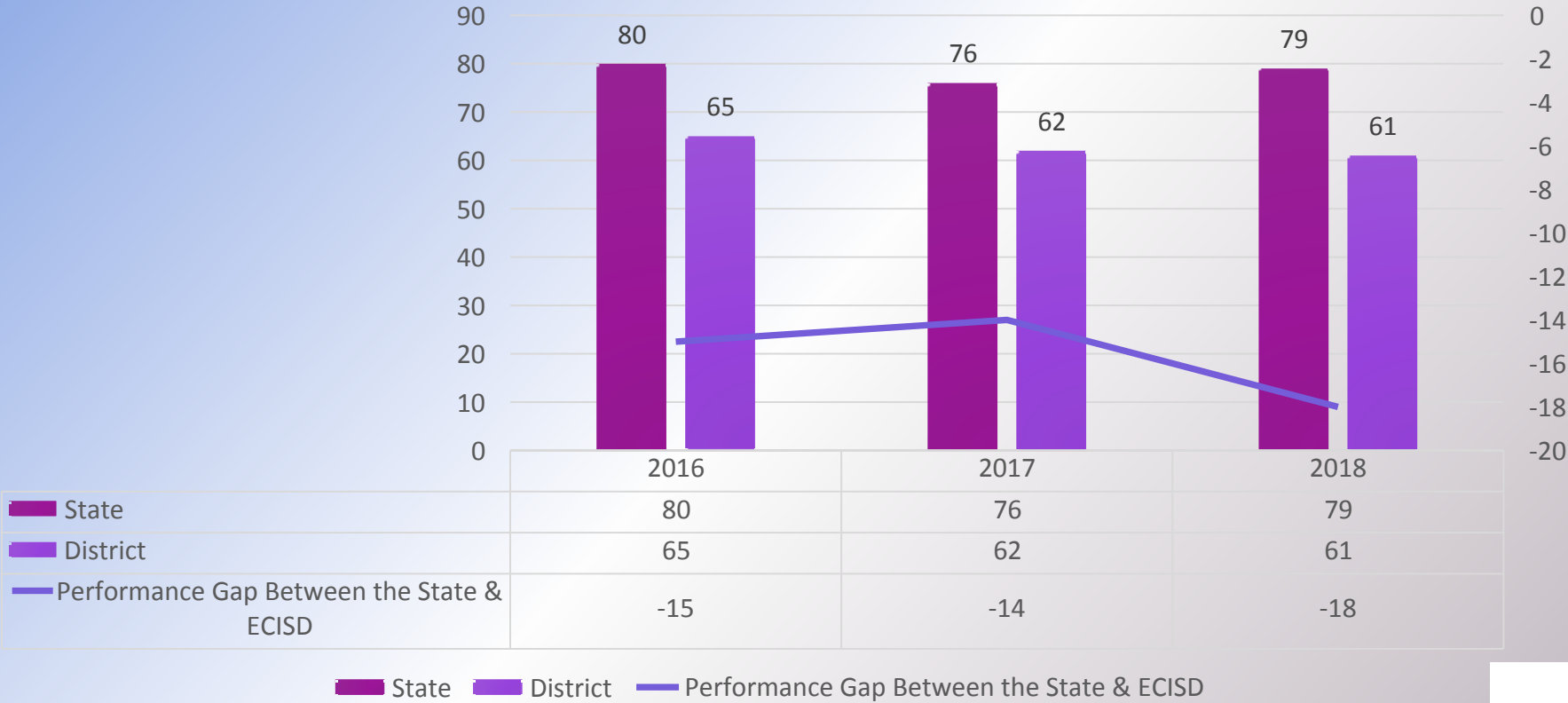
Academic Performance

5th Grade Math  
Student Success Initiative - Percent Passing on First Administration



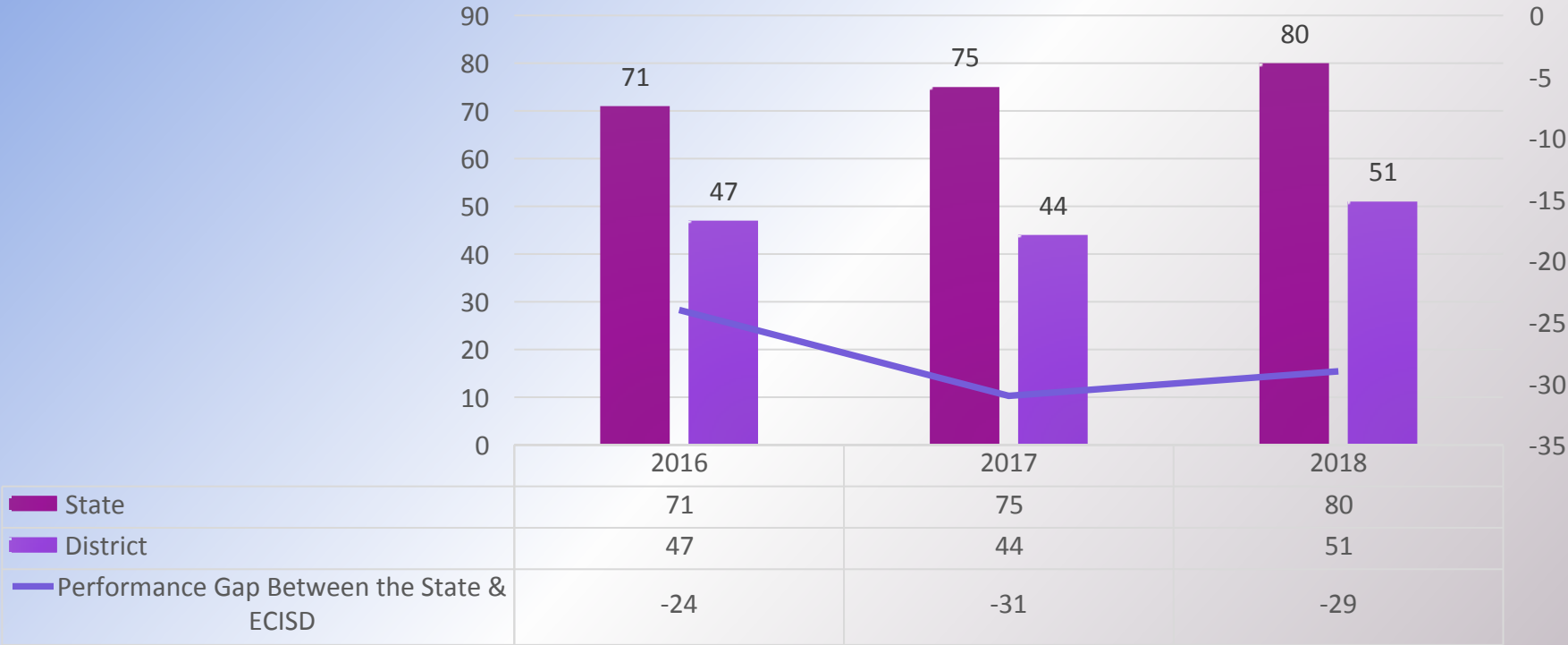
Academic Performance

8th Grade Reading  
Student Success Initiative - Percent Passing on First  
Administration



Academic Performance

8th Grade Math  
Student Success Initiative - Percent Passing on First  
Administration

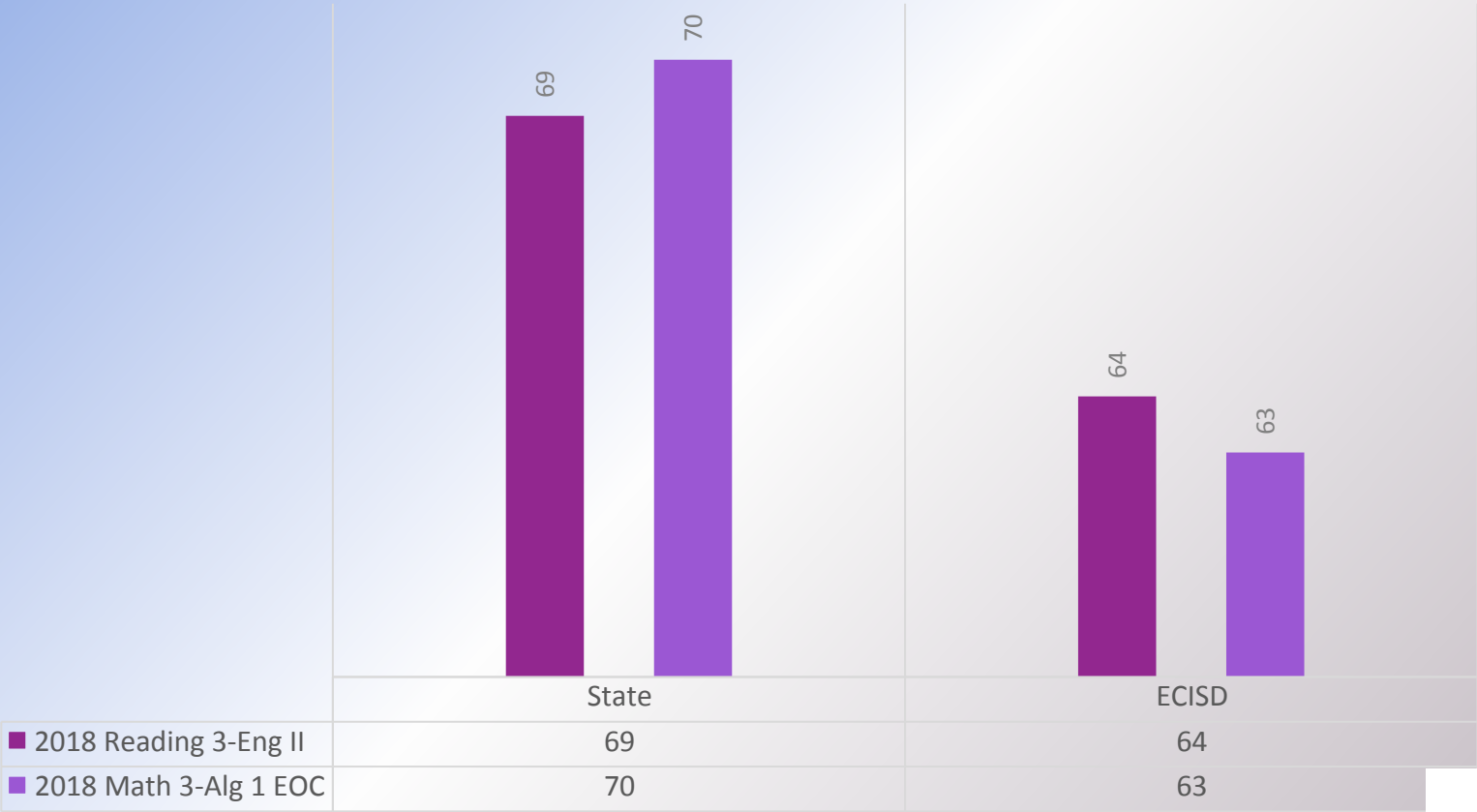


State District Performance Gap Between the State & ECISD



School Progress

SCHOOL PROGRESS STATE VS. ECISD



School Progress  
State vs. ECISD

Student Progress	State	ECISD	Performance Gap
4th Grade Reading	63	60	-3
4th Grade Math	65	61	-4
5th Grade Reading	80	77	-3
5th Grade Math	81	80	-1
6th Grade Reading	47	33	-14
6th Grade Math	56	40	-16
7th Grade Reading	76	67	-9
7th Grade Math	67	63	-4
8th Grade Reading	79	79	0
8th Grade Math	81	80	-1
Eng II	67	67	0
Alg 1	72	53	-19

Attendance – 1 year lag

---

Attendance Rate		
	State	ECISD
2015-2016	95.8%	94.7%
2016-2017	95.7%	94.6%
	Change -0.1%	Change -0.1%





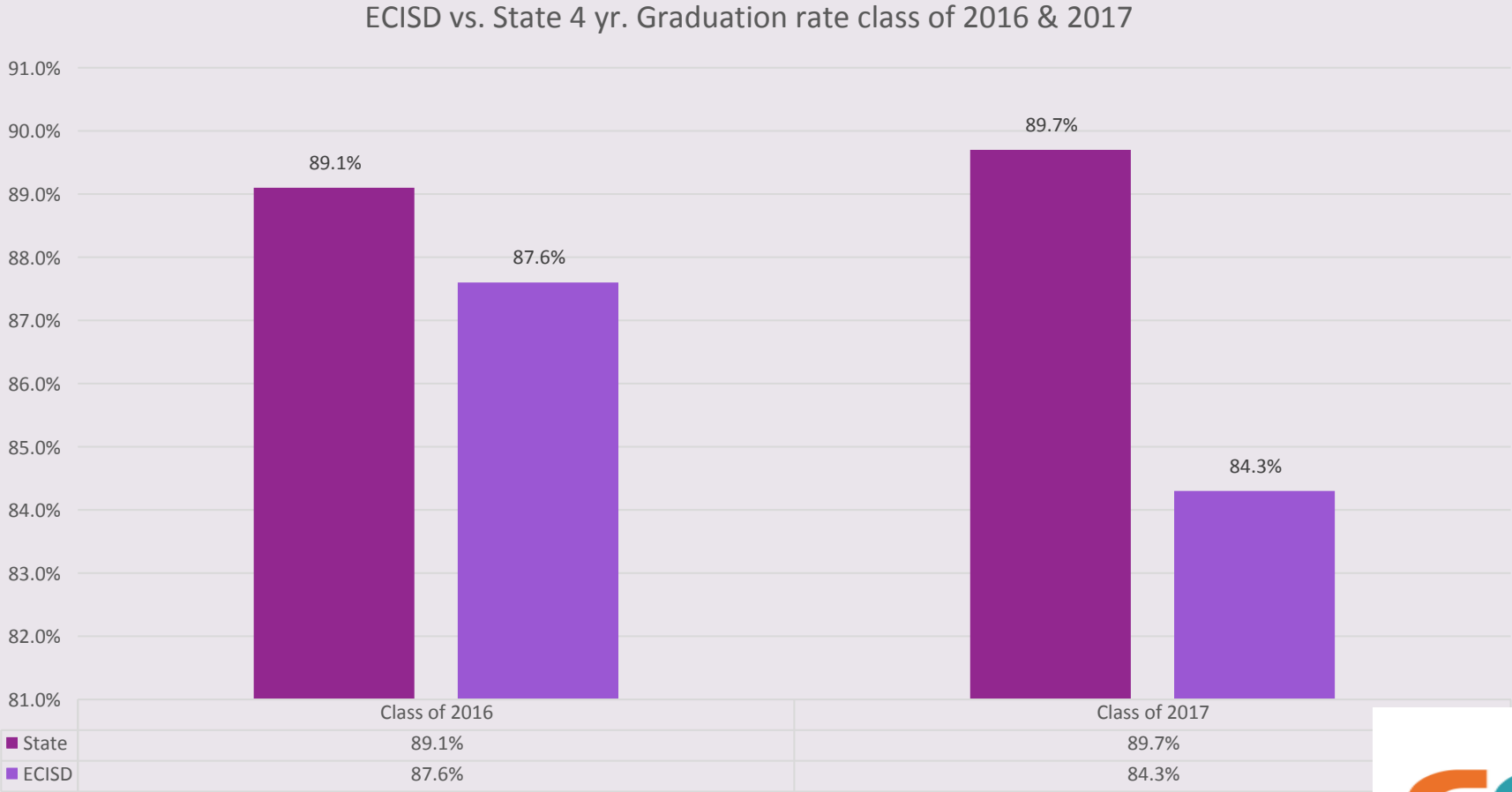
Annual Drop Outs – 1 year lag

---

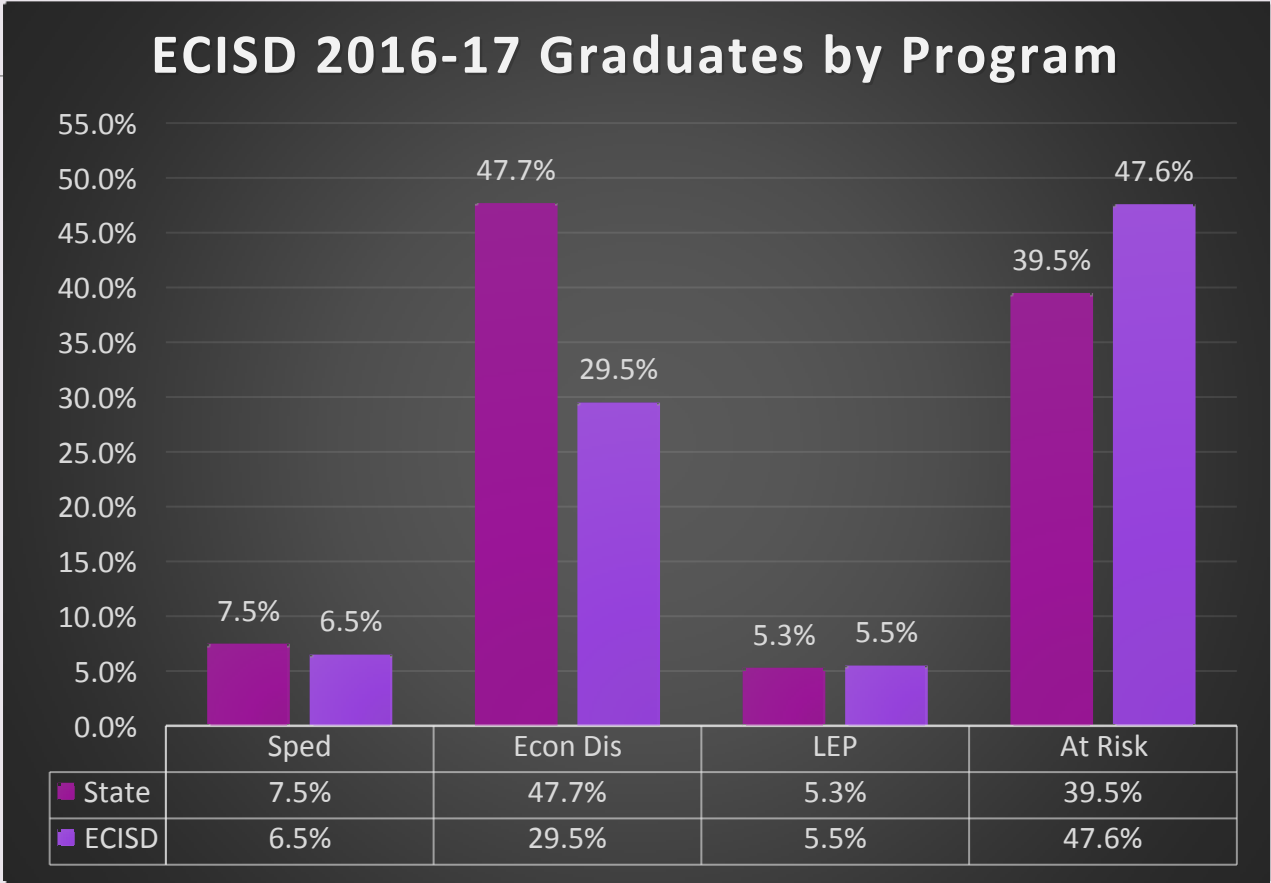
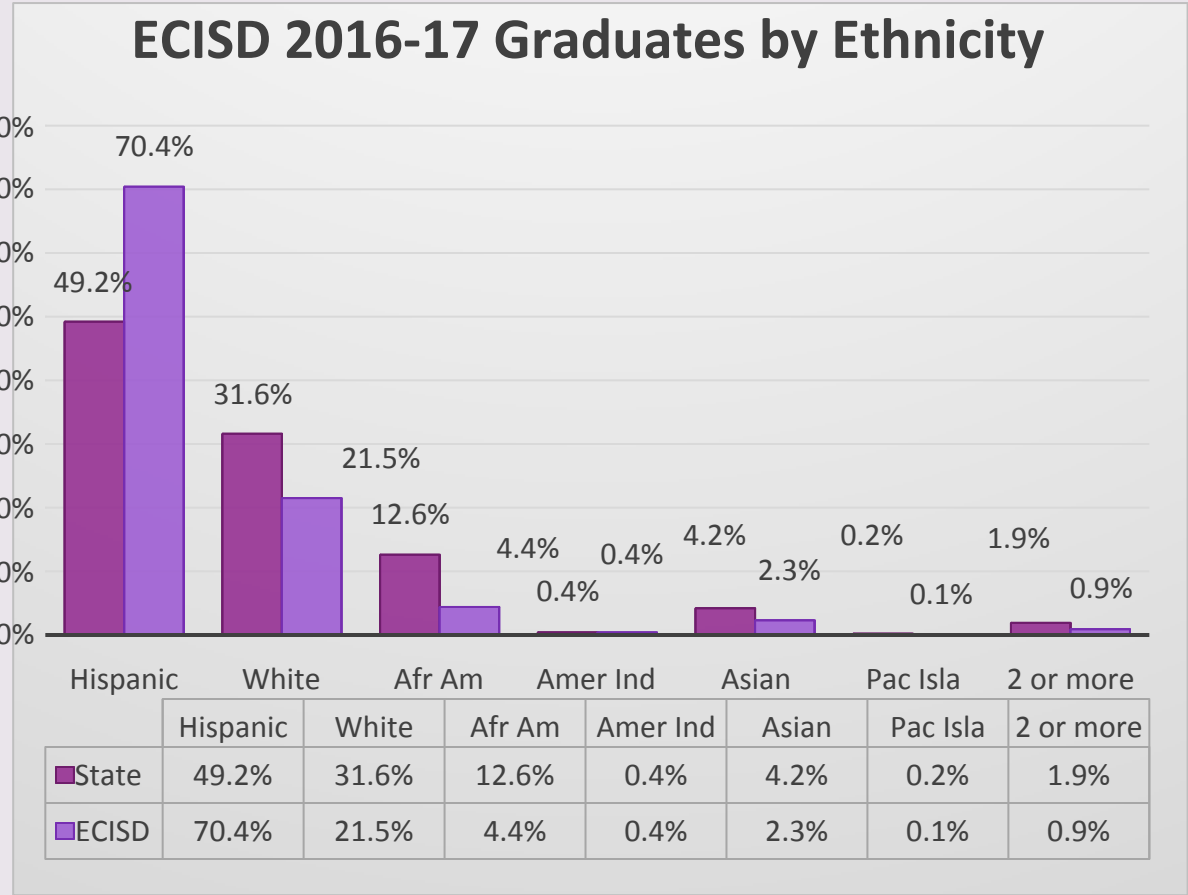
Annual Drop Out Rate Gr 9-12		
	State	ECISD
2015-2016	2.0%	2.4%
2016-2017	1.9%	2.8%
	Change -0.1%	Change 0.4%



State & ECISD Profile  
Graduation Rate (Class of 2016 & 2017) – Pg. 14

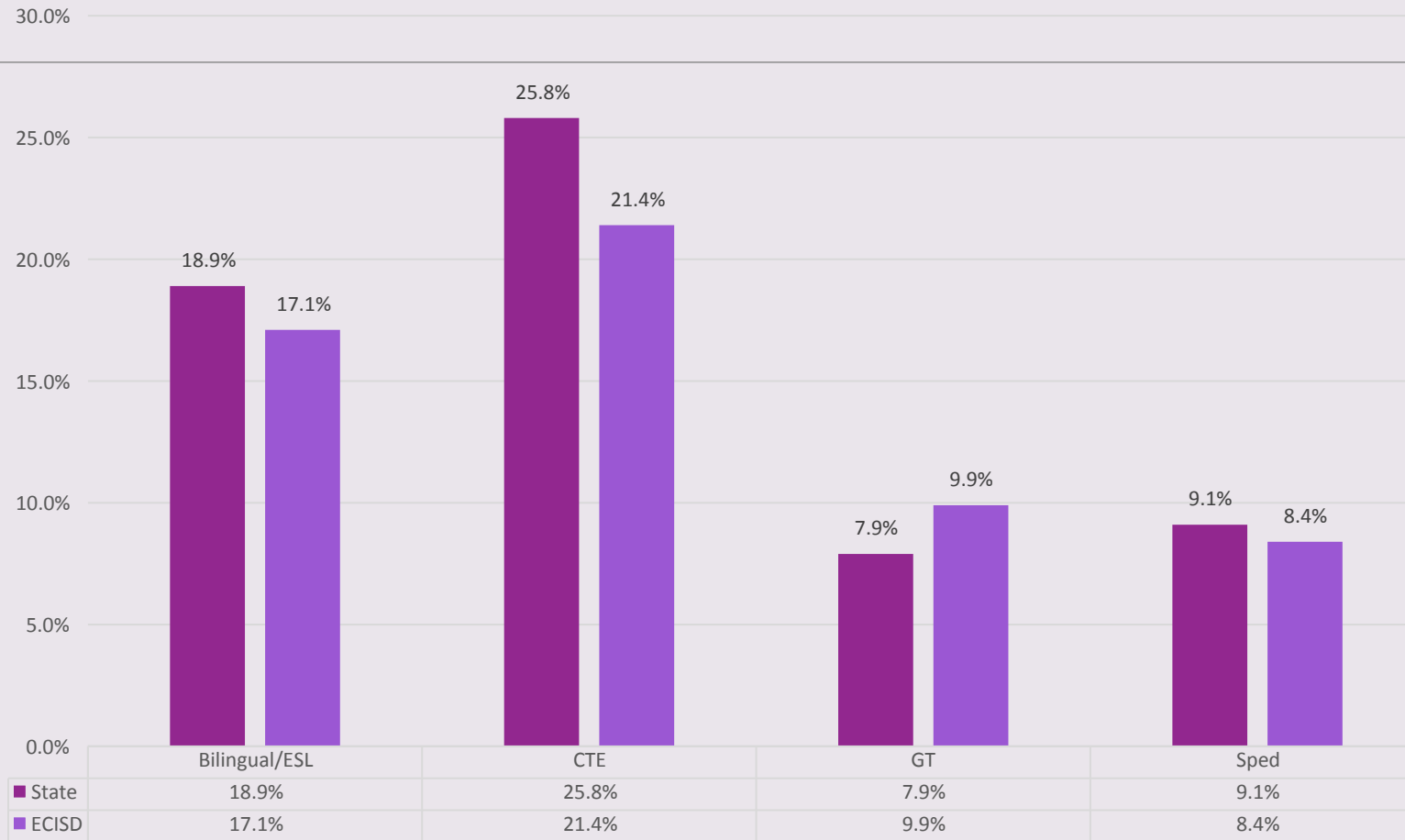






## Program Enrollment Information pg. 25

ECISD Program Enrollment 2016-17

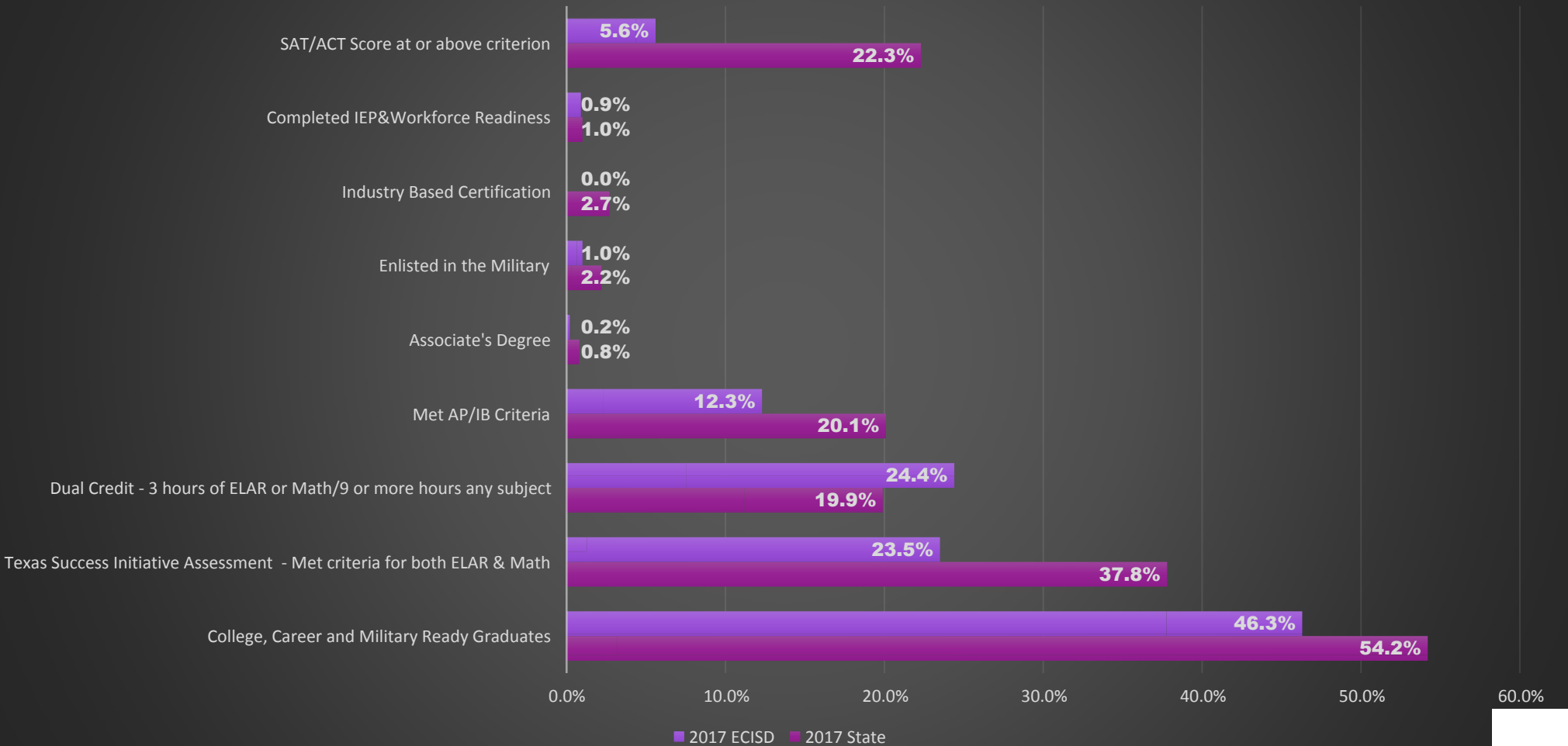


# TAPR Report

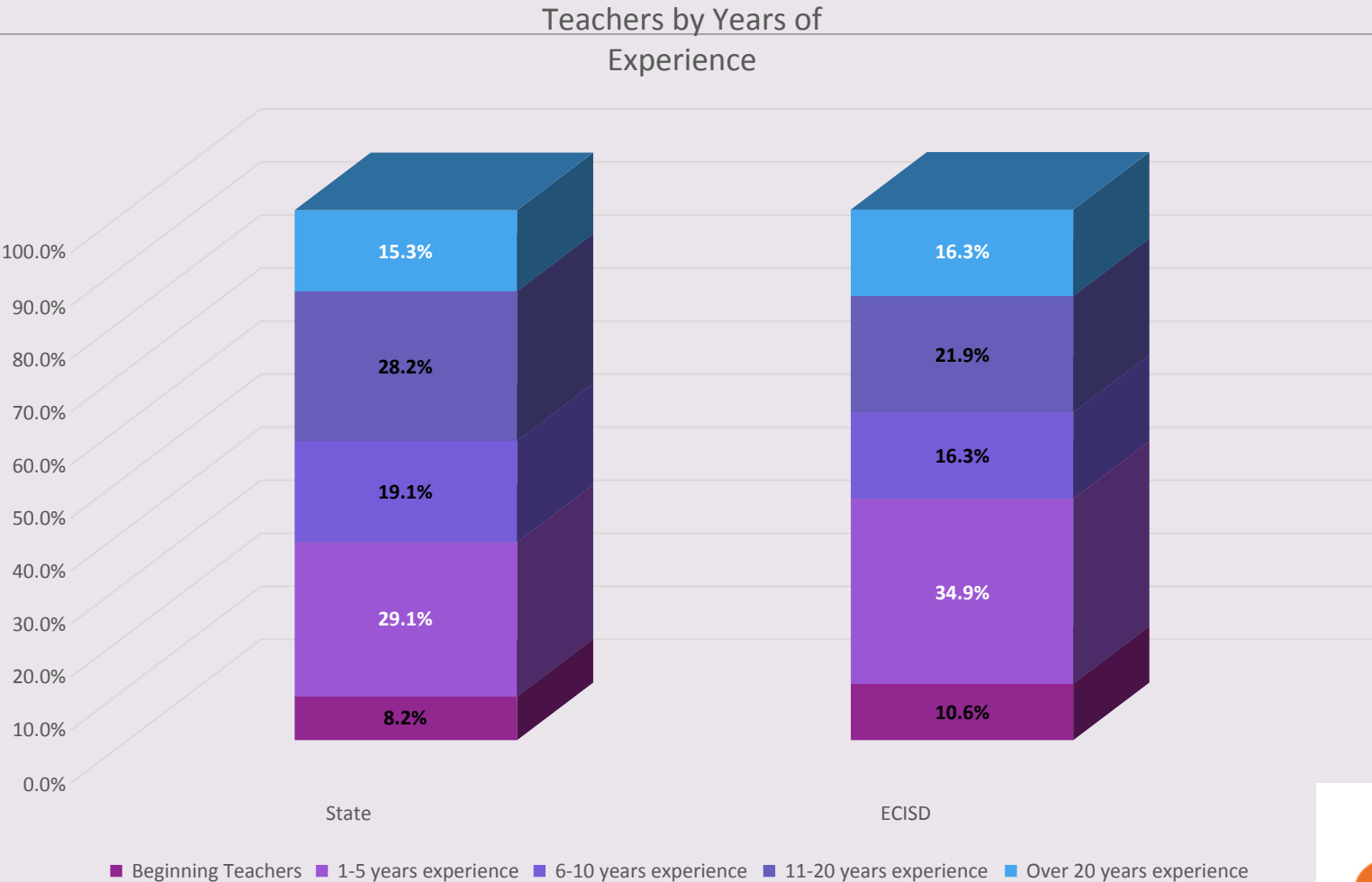
## District Performance Summary

### Post Secondary Readiness – 1 year lag

#### Class of 2017 Graduates by College, Career & Military Readiness



ECISD Profile  
Staff Experience – Pg. 23



# Financial Integrity Rating System of Texas & District Accreditation Status

---

## Financial Integrity Rating System of Texas

### 2017-2018 RATINGS BASED ON SCHOOL YEAR 2016-2017 DATA - DISTRICT STATUS DETAIL

Name: <b>ECTOR COUNTY ISD</b> (068901)	Publication Level 1: 8/6/2018 2:48:24 PM
Status: <b>Passed</b>	Publication Level 2: 8/8/2018 12:11:29 PM
Rating: B = Above Standard	Last Updated: 8/8/2018 12:11:29 PM
District Score: 80	Passing Score: 60

Note: Please see the last slide for details on the webpage location for the Financial Data Report



# Student Performance in Postsecondary Institutions

## Texas Higher Education Coordinating Board Report

Texas High School Graduates from FY2016 Enrolled in Texas Public or Independent Higher Education in FY 2017										
County	District		Total Graduates	GPA for 1st Year in Public Higher Education in Texas					Unk	
				<2.0	2.0- 2.49	2.5- 2.99	3.0- 3.49	>3.5		
ECTOR										
ECTOR COUNTY ISD										
068901011	GEORGE H W BUSH NEW TECH ODESSA									
		Four-Year Public University	26	7	4	7	5	2	1	
		Two-Year Public Colleges	66%	18	6	5	2	2	1	2
		Independent Colleges & Universities	1							
		Not Trackable	7							
		Not Found	16							
		Total High School Graduates	68							
068901002	ODESSA H S									
		Four-Year Public University	122	20	13	29	33	27	0	
		Two-Year Public Colleges	58%	285	95	40	44	45	39	22
		Independent Colleges & Universities	5							
		Not Trackable	24							
		Not Found	280							
		Total High School Graduates	716							
068901003	PERMIAN H S									
		Four-Year Public University	137	33	26	23	32	22	1	
		Two-Year Public Colleges	52%	234	84	26	32	48	33	11
		Independent Colleges & Universities	11							
		Not Trackable	28							
		Not Found	320							
		Total High School Graduates	730							

Source: Texas Higher Education Coordinating Board and Texas Education Agency

"Not found" graduates have standard ID numbers that were not found in the specified year at Texas higher education institutions.

"Not trackable" graduates have non-standard ID numbers that will not find a match at Texas higher education institutions.

Includes high schools with more than 25 graduates. If enrollment in public higher education less than 5, the GPA data is omitted.



## Report on Violent or Criminal Incidents

Report on Violent or Criminal Incidents Student Disciplinary Action Incident Counts by Reason Code				
11 Used, exhibited, possessed firearm	068901002 - ODESSA H S	15-16	16-17	17-18
	068901003 - PERMIAN H S	1	0	1
	068901004 - ALTER ED CTR	1	0	1
	068901043 - BOWIE MIDDLE	1	1	0
12 Used, exhibited possessed illegal knife	068901002 - ODESSA H S	0	1	0
	068901003 - PERMIAN H S	0	2	0
	068901004 - ALTER ED CTR	0	1	1
	068901044 - CROCKETT MIDDLE	0	0	1
	068901047 - ECTOR COLLEGE P	0	0	1
	068901129 - BARBARA JORDAN	1	0	0
13 Used, exhibited, possessed illegal club	068901003 - PERMIAN H S	0	0	1
14 Used, exhibited, possessed prohibited weapon	068901002 - ODESSA H S	0	0	1
	068901003 - PERMIAN H S	1	0	0
	068901042 - BONHAM MIDDLE	2	0	0
	068901047 - ECTOR COLLEGE P	1	1	0
	068901123 - EL MAGNET AT ZA	0	0	1
16 Arson	068901002 - ODESSA H S	0	0	1
	068901003 - PERMIAN H S	0	0	1
	068901004 - ALTER ED CTR	0	0	1
	068901046 - NIMITZ MIDDLE	0	0	3
18 Indecency with a child	068901002 - ODESSA H S	0	0	1
	068901003 - PERMIAN H S	0	1	2
	068901004 - ALTER ED CTR	1	1	4
	068901042 - BONHAM MIDDLE	2	1	1
	068901043 - BOWIE MIDDLE	0	0	1
	068901044 - CROCKETT MIDDLE	0	0	6
	068901047 - ECTOR COLLEGE P	2	2	2
29 Aggravated assault against school district employee/volunteer	068901002 - ODESSA H S	0	1	0
	068901103 - BURLESON EL	0	0	1
	068901125 - BLANTON EL	0	0	1
30 Aggravated assault against nonemployee/volunteer	068901002 - ODESSA H S	2	0	12
	068901003 - PERMIAN H S	0	0	1
	068901004 - ALTER ED CTR	1	1	0
	068901043 - BOWIE MIDDLE	2	0	0
	068901045 - WILSON & YOUNG	0	1	0
	068901047 - ECTOR COLLEGE P	2	0	0
	068901114 - IRELAND EL	1	0	1
	068901126 - MURRY FLY EL	0	0	1
32 Sexual assault/aggravated sexual assault against non-employee/volunteer	068901002 - ODESSA H S	1	0	1
	068901004 - ALTER ED CTR	1	0	0
	068901043 - BOWIE MIDDLE	0	0	1
36 Felony controlled substance violation	068901002 - ODESSA H S	1	4	10
	068901003 - PERMIAN H S	2	2	1
	068901042 - BONHAM MIDDLE	0	0	1
	068901044 - CROCKETT MIDDLE	1	0	0
	068901046 - NIMITZ MIDDLE	0	0	1
	068901047 - ECTOR COLLEGE P	0	1	0
46 Aggravated robbery	068901002 - ODESSA H S	1	0	0
17 Murder, capital murder, criminal attempt to commit murder/capital murder		0	0	0
19 Aggravated kidnapping		0	0	0
31 Sexual assault/aggravated sexual assault against school district employee/volunteer		0	0	0
37 Felony alcohol violation		0	0	0
47 Manslaughter		0	0	0
48 Criminally negligent homicide		0	0	0
<b>TOTALS</b>		<b>29</b>	<b>21</b>	<b>63</b>



# Resources and Availability of Annual Report

---

## Texas Education Agency

- TAPR Glossary available on the district website.
- Link to TEA TAPR website found on district website.

## ECISD

- The District's Annual Report is available on the district's accountability website.
- Campus TAPR reports are available on campus websites.
- Paper copies of the district's annual report are available at central office in the accountability office.
- Paper copies of campus TAPR reports are in the front office of each campus.





# Resources and Availability of Annual Report

---

## Texas Education Agency Links

<https://rptsvr1.tea.texas.gov/perfreport/tapr/>

<http://tea.texas.gov/financialstandardreports/>

<http://tea.texas.gov/accredstatus/>

[http://tea.texas.gov/Texas\\_Schools/Safe\\_and\\_Healthy\\_Schools/](http://tea.texas.gov/Texas_Schools/Safe_and_Healthy_Schools/)

<http://www.txhighereddata.org/Interactive/HSCollLinkFilters/HSGradAcademicPerformance.cfm>

<https://rptsvr1.tea.texas.gov/perfreport/account/2016/masking.html>

