

EDUCATION SERVICE CENTER, REGION 20

Invested General Fund Assets Report
For Period 09/1/2010 to 4/19/11

Description	Instrument Number	Purchase Date	Maturity Date	Number of Days	Yield	Beginning Book Value	Changes in Book Value	Ending Book Value	Beginning Market Value	Changes in Market Value	Ending Market Value	Current Profit (Loss)	Interest Earned 9/1/2010 To 4/19/2011
Investments:													
Discount Notes:													
None						\$ -	\$ -	\$ -	\$ -	\$ -	\$ -	\$ -	\$ -
Certificate of Deposits:													
Time Deposit - Operations	337157791	1/22/2010	9/28/2010	249	0.260%	\$ -	\$ -	\$ -	N/A	N/A	N/A	N/A	\$ 202.22 *
Time Deposit - Operations	337158645	2/2/2010	9/28/2010	238	0.290%	\$ -	\$ -	\$ -	N/A	N/A	N/A	N/A	\$ 225.56 *
Time Deposit - Software Development	337159376	2/10/2010	9/9/2010	211	0.310%	\$ -	\$ -	\$ -	N/A	N/A	N/A	N/A	\$ 77.50 *
Time Deposit - Operations	337164017	4/9/2010	10/27/2010	201	0.360%	\$ -	\$ -	\$ -	N/A	N/A	N/A	N/A	\$ 570.00 *
Time Deposit - Operations	337165842	5/3/2010	11/23/2010	204	0.370%	\$ -	\$ -	\$ -	N/A	N/A	N/A	N/A	\$ 863.33 *
Time Deposit - Operations	337165844	5/3/2010	12/15/2010	226	0.370%	\$ 1,000,000.00	\$ (1,000,000.00)	\$ -	N/A	N/A	N/A	N/A	\$ 1,089.45 *
Time Deposit - Operations	337168151	5/28/2010	1/27/2011	244	0.350%	\$ -	\$ -	\$ -	N/A	N/A	N/A	N/A	\$ 1,448.61 *
Time Deposit - Operations	337168767	6/7/2010	12/6/2010	182	0.330%	\$ -	\$ -	\$ -	N/A	N/A	N/A	N/A	\$ 889.16 *
Time Deposit - Operations	337168932	6/8/2010	12/6/2010	181	0.320%	\$ -	\$ -	\$ -	N/A	N/A	N/A	N/A	\$ 862.22 *
Time Deposit - Software Development	337169505	6/14/2010	12/13/2010	182	0.270%	\$ -	\$ -	\$ -	N/A	N/A	N/A	N/A	\$ 780.00 *
Time Deposit - Software Development	337171807	7/12/2010	3/10/2011	241	0.320%	\$ 1,000,000.00	\$ (1,000,000.00)	\$ -	N/A	N/A	N/A	N/A	\$ 1,697.78 *
Time Deposit - Operations	337172873	7/23/2010	1/19/2011	180	0.320%	\$ -	\$ -	\$ -	N/A	N/A	N/A	N/A	\$ 1,253.33 *
Time Deposit - Software Development	337176393	9/9/2010	5/16/2011	249	0.310%	\$ 1,000,000.00	\$ -	\$ 1,000,000.00	N/A	N/A	N/A	N/A	\$ -
Time Deposit - Operations	337177738	9/29/2010	3/28/2011	180	0.320%	\$ 1,000,000.00	\$ (1,000,000.00)	\$ -	N/A	N/A	N/A	N/A	\$ 1,600.00
Time Deposit - Operations	337177740	9/29/2010	3/29/2011	181	0.320%	\$ 1,000,000.00	\$ (1,000,000.00)	\$ -	N/A	N/A	N/A	N/A	\$ 1,608.89
Time Deposit - Operations	337180875	11/12/2010	2/24/2011	104	0.245%	\$ 1,000,000.00	\$ (1,000,000.00)	\$ -	N/A	N/A	N/A	N/A	\$ 707.78
Time Deposit - Operations	337180876	11/12/2010	5/26/2011	195	0.300%	\$ 1,000,000.00	\$ -	\$ 1,000,000.00	N/A	N/A	N/A	N/A	\$ -
Time Deposit - Operations	337181357	11/18/2010	6/27/2011	221	0.310%	\$ 1,000,000.00	\$ -	\$ 1,000,000.00	N/A	N/A	N/A	N/A	\$ -
Time Deposit - Operations	337181358	11/18/2010	7/27/2011	251	0.310%	\$ 1,000,000.00	\$ -	\$ 1,000,000.00	N/A	N/A	N/A	N/A	\$ -
Time Deposit - Operations	337181642	1/23/2010	5/23/2011	181	0.320%	\$ 1,000,000.00	\$ -	\$ 1,000,000.00	N/A	N/A	N/A	N/A	\$ -
Time Deposit - Operations	337181643	11/23/2010	8/29/2011	279	0.320%	\$ 1,000,000.00	\$ -	\$ 1,000,000.00	N/A	N/A	N/A	N/A	\$ -
Time Deposit - Operations	337182564	12/6/2010	6/6/2011	182	0.310%	\$ 1,000,000.00	\$ -	\$ 1,000,000.00	N/A	N/A	N/A	N/A	\$ -
Time Deposit - Operations	337183059	12/10/2010	6/8/2011	180	0.300%	\$ 1,000,000.00	\$ -	\$ 1,000,000.00	N/A	N/A	N/A	N/A	\$ -
Time Deposit - Operations	337185345	1/11/2011	9/28/2011	260	0.300%	\$ 1,000,000.00	\$ -	\$ 1,000,000.00	N/A	N/A	N/A	N/A	\$ -
Time Deposit - Operations	337185996	1/19/2011	7/18/2011	180	0.310%	\$ 1,000,000.00	\$ -	\$ 1,000,000.00	N/A	N/A	N/A	N/A	\$ -
Time Deposit - Operations	337186400	1/25/2011	7/25/2011	181	0.300%	\$ 1,000,000.00	\$ -	\$ 1,000,000.00	N/A	N/A	N/A	N/A	\$ -
Time Deposit - Operations	337186401	1/25/2011	10/27/2011	275	0.300%	\$ 1,000,000.00	\$ -	\$ 1,000,000.00	N/A	N/A	N/A	N/A	\$ -
Time Deposit - Operations	337188093	2/14/2011	8/15/2011	182	0.280%	\$ -	\$ 1,000,000.00	\$ 1,000,000.00	N/A	N/A	N/A	N/A	\$ -
Time Deposit - Operations	337191618	3/28/2011	9/26/2011	182	0.290%	\$ -	\$ 1,000,000.00	\$ 1,000,000.00	N/A	N/A	N/A	N/A	\$ -
Time Deposit - Operations	337191882	3/30/2011	11/28/2011	243	0.300%	\$ -	\$ 1,000,000.00	\$ 1,000,000.00	N/A	N/A	N/A	N/A	\$ -
						\$ 17,000,000.00	\$ (2,000,000.00)	\$ 15,000,000.00	\$ -	\$ -	\$ -	\$ -	\$ 13,875.83

Transaction Date	Center Operations			Software Development			Interest Earned 9/1/2010 To 4/19/2011
	Deposits	Withdrawals	Balance	Deposits	Withdrawals	Balance	
Beginning Balance			\$ 8,464,921.77			\$ 1,147,136.70	
Transfer of Funds		\$ (800,000.00)	\$ 7,664,921.77			\$ 1,147,136.70	
Transfer of Funds			\$ 7,664,921.77	\$ (365,644.76)		\$ 781,491.94	
Interest Earned	\$ 1,373.22		\$ 7,666,294.99	\$ 158.14		\$ 781,650.08	\$ 1,531.36
Transfer of Funds			\$ 7,666,294.99	\$ (102,344.68)		\$ 679,305.40	
Interest Earned	\$ 1,325.47		\$ 7,667,620.46	\$ 123.71		\$ 679,429.11	\$ 1,449.18
Transfer of Funds	\$ 531,245.74		\$ 8,198,866.20	\$ (531,245.74)		\$ 148,183.37	
Transfer of Funds	\$ 1,500,000.00		\$ 9,698,866.20			\$ 148,183.37	
Interest Earned	\$ 1,326.24		\$ 9,700,192.44	\$ 53.52		\$ 148,236.89	\$ 1,379.76
Transfer of Funds			\$ 9,700,192.44	\$ 1,000,000.00		\$ 1,148,236.89	
Transfer of Funds			\$ 9,700,192.44	\$ (135,188.37)		\$ 1,013,048.52	
Transfer of Funds	\$ 750,000.00		\$ 10,450,192.44			\$ 1,013,048.52	
Interest Earned	\$ 1,444.94		\$ 10,451,637.38	\$ 97.58		\$ 1,013,146.10	\$ 1,542.52
Transfer of Funds	\$ 800,000.00		\$ 11,251,637.38			\$ 1,013,146.10	
Interest Earned	\$ 1,432.56		\$ 11,253,069.94	\$ 136.59		\$ 1,013,282.69	\$ 1,569.15
Transfer of Funds			\$ 11,253,069.94	\$ (324,183.50)		\$ 689,099.19	
Interest Earned	\$ 1,269.43		\$ 11,254,339.37	\$ 88.49		\$ 689,187.68	\$ 1,357.92
Transfer of Funds	\$ 197,377.20		\$ 11,451,716.57	\$ (197,377.20)		\$ 491,810.48	
Transfer of Funds			\$ 11,451,716.57	\$ 1,000,000.00		\$ 1,491,810.48	

EDUCATION SERVICE CENTER, REGION 20
 Invested General Fund Assets Report
 For Period 09/1/2010 to 4/19/11

Transaction Date	Center Operations			Software Development			Interest Earned 9/1/2010 To 4/19/2011
	Deposits	Withdrawals	Balance	Deposits	Withdrawals	Balance	
Transfer of Funds 3/28/2011	\$ 1,000,000.00		\$ 12,451,716.57			\$ 1,491,810.48	
Interest Earned 3/31/2011	\$ 1,433.44		\$ 12,453,150.01	\$ 151.11		\$ 1,491,961.59	\$ 1,584.55
Transfer of Funds 4/5/2011	\$ 184,074.26		\$ 12,637,224.27		\$ (184,074.26)	\$ 1,307,887.33	
Interest Accrual, Texpool	\$ 807.78		\$ 12,638,032.05	\$ 86.28		\$ 1,307,973.61	\$ 894.06
Balance In Texpool Account			\$ 12,638,032.05			\$ 1,307,973.61	\$ 51,960.50

The Center began utilizing Texpool to hold short term excess funds for investment. Texpool is a local government investment pool and as of January 31, 2011, the pool had total invested funds of \$18,145,366,037. The most recent information available (March 31) showed Texpool funds were invested in Agencies (54.10%), Treasuries (2.60%) and Repurchase Agreements (43.30%). The average daily interest rate for April, 2011 is 0.1170%.

Sweep Account:
 The Center had a sweep account, which took all funds in excess of \$800,000 of the uncollected bank balance each night and invested those funds in a Governmental Securities Mutual Fund. On January 27, 2009, the Center ended this sweep process as the costs exceeded the benefits of this program.

Sweep Interest	\$ -
Total Interest 10-11 Center Operations	\$ 21,733.63
Total Interest 10-11 Software Development	\$ 44,102.70
Total Interest 10-11	\$ 65,836.33

* \$12,759.44 of interest revenue was earned for these securities at 08/31/10, but not paid until respective maturity dates.

Totals for Current Year at April 19, 2011	\$ 17,000,000.00	\$ (2,000,000.00)	\$ 15,000,000.00	N/A	N/A	N/A	N/A	\$ 13,875.83
Texpool average daily interest rate for April, 2011 is 0.1170%	\$ 9,612,058.47	4,333,947.19	\$ 13,946,005.66					\$ 51,960.50
Sweep Interest	\$ 26,612,058.47	2,333,947.19	\$ 28,946,005.66					\$ 65,836.33
								\$ -
								\$ 65,836.33
								\$ 44,102.70
								\$ 21,733.63


Totals for Current Year at April 19, 2010	\$ 17,000,000.00	\$ -	\$ 17,000,000.00	N/A	N/A	N/A	N/A	\$ 27,889.17
Texpool average daily interest rate for April, 2010 is 0.1661%	\$ 9,799,407.00	974,171.96	\$ 10,773,578.96					\$ 13,134.26
Sweep Interest	\$ 26,799,407.00	974,171.96	\$ 27,773,578.96					\$ 41,023.43
								\$ -
								\$ 41,023.43
								\$ 18,491.63
								\$ 22,531.80


Investment Objectives:


The primary objectives of the Center's investment activities, in order of importance are:

- Safety - The investments are direct obligation of the issuing federal agency. The certificates of deposits and REPO's are fully collateralized.
- Liquidity - We strive to keep maturity dates in line with cash flow needs.
- Return on Investment - By putting our resources into a variety investments (US Agency Obligations, REPO's and Certificates of Deposits) we can cover economic cycles.

The above investments are in compliance with our investment objectives and the Public Funds Investment Act.


 Dr. Ronny Beard, Executive Director


 Jeffrey Stone, Associate Director, Business & Human Resources


 Paul E. Neuhoff, Component Director, Financial Services