



Babb Elementary School

Board Report

June 11, 2023

K-2 Classroom: JoAnn Powell

Kindergarten's focus on math was analyzing, comparing, and composing shapes. First grade focused on addition to 100 using place value understanding and varied place value strategies for addition to 100. Our end-of-the-year AimsWeb data showed that we had no students in Tier 3 (Red). We were so excited at our results. Having Mary Buck as our Consultant these last two years, truly helped us learn multiple strategies to enrich our math lessons.

In ELA, Kindergarten students have been actively engaged in initial phoneme addition and deletion. They have been using these skills to read CVC words in stories, lists, and word walls, often in partnership with their peers. They have also been learning about animal habitats. First graders, too, have been working collaboratively, focusing on phoneme deletion and addition along with consonant blends and digraphs. They have been partner reading to improve their fluency and have been learning about how people work with animals.

In writing, students continued to work on learning to identify and color-code the introduction, beginning, middle, end, and conclusion of a personal narrative. This will help students incorporate these areas into their own writing.

This month's SEL focus was on mindset shift (self-awareness). Students reflected on situations and considered fixed mindsets that might affect that experience. Then, students could practice shifting to a growth mindset using personal strengths.

Babb Elementary had its end-of-the-year trip on May 12, 2024. Students went to Flipping Family Fun in Great Falls. They had pizza and got to spend time at Giant Springs State Park. Many family members joined us on this trip.

To end the year, we had our annual Awards/Picnic on May 30, 2024. Many family members were able to join us for this event. Students received attendance, honor roll, and overall year achievement awards.

3-6 Classroom: Suzanne Augare

In May we finished up all of our testing. On the 13th we went hiking in St Mary with the park rangers. On the 15th we had our end of the year trip to the Flipping Family Fun in Great Falls. On the 22nd, our 6th. graders visited the middle school. We had three students graduate from 6th grade this year. We had our picnic and awards on the 29th. We had a great turnout. Our new school board member Tom Gervais joined us.





Attendance May 2024:

K	95.27%
1 st	72.35%
2 nd	N/A
3 rd	86.60%
4 th	97.08%
5 th	N/A
6 th	90.48%

2023-24 school year. 85.73%

Staff Attendance-

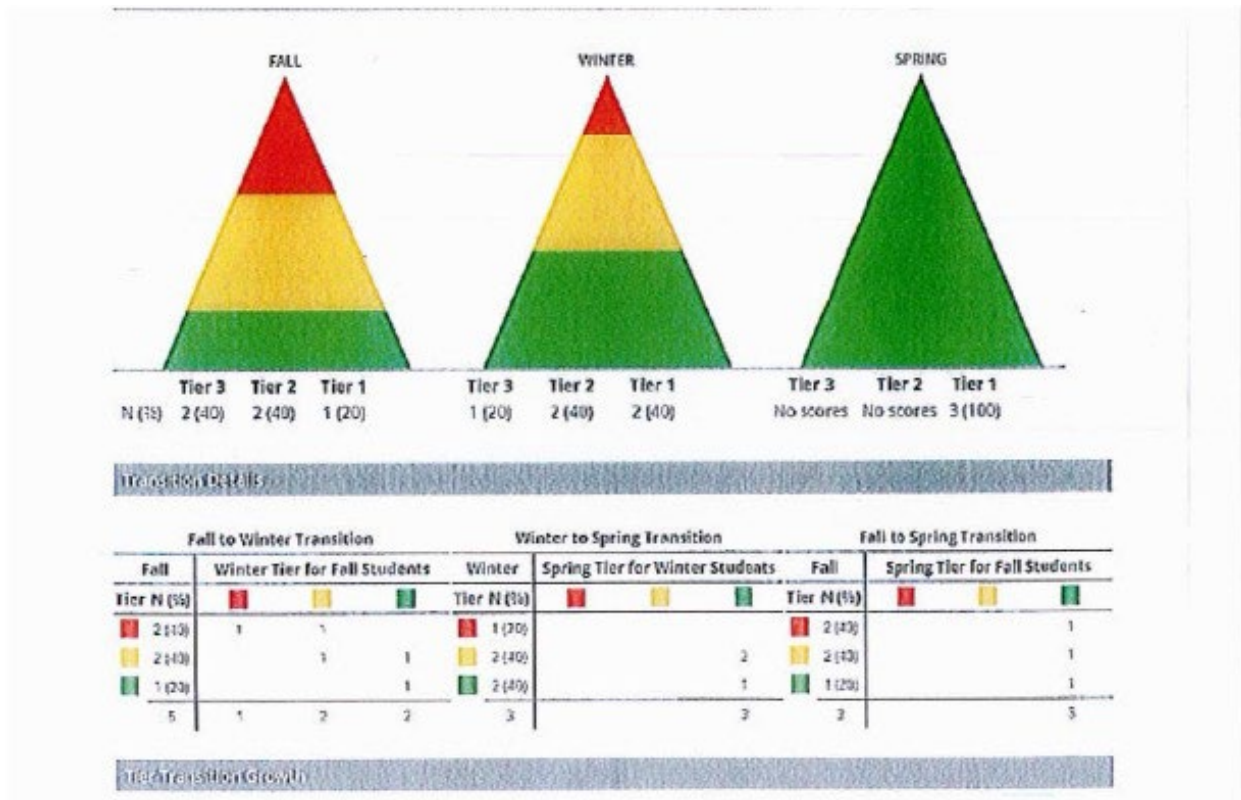
Certified	83.26%
Classified	86.56%

Testing Data: Next page

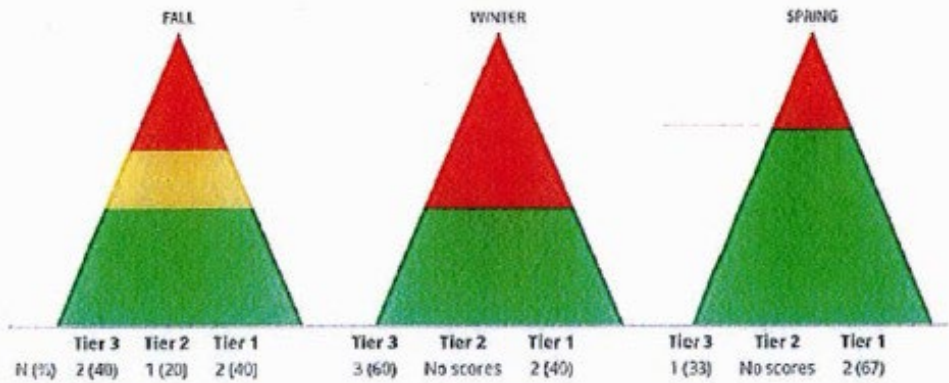
Reading and Math Tier Transition data:

Listed below are graphs showing student growth from fall to spring by grade level in both ELA (reading) and Math. Each pyramid represents one assessment period. Green is proficient, yellow is nearing proficiency, and red is in need of intervention. All grades show improvement throughout the year.

Grade: K Math



Grade-K Reading

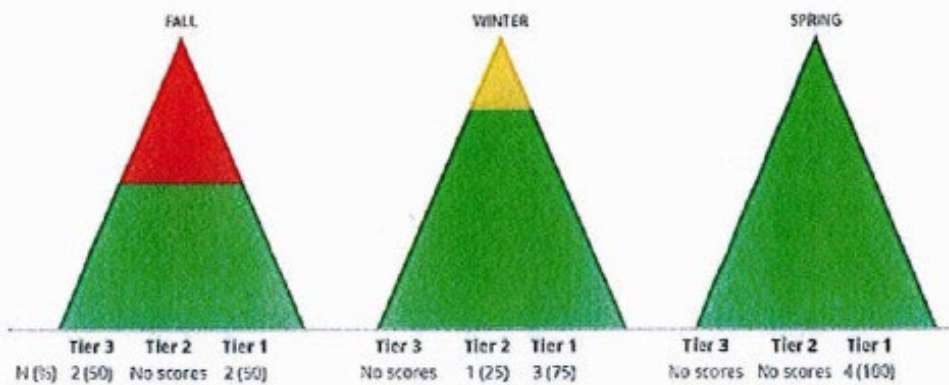


Transition Tables

Fall to Winter Transition			Winter to Spring Transition			Fall to Spring Transition					
Fall	Winter Tier for Fall Students			Winter	Spring Tier for Winter Students			Fall	Spring Tier for Fall Students		
Tier N (%)	Tier 3	Tier 2	Tier 1	Tier N (%)	Tier 3	Tier 2	Tier 1	Tier N (%)	Tier 3	Tier 2	Tier 1
Tier 1 (40%)				Tier 1 (40%)				Tier 1 (40%)			
Tier 2 (20%)	2			Tier 2 (0%)	1			Tier 2 (0%)	1		
Tier 3 (24%)			2	Tier 3 (40%)			1	Tier 3 (33%)			1
	5	3	2		3	1	2		3	1	2

100% Transition Success

Grade 1 Math:

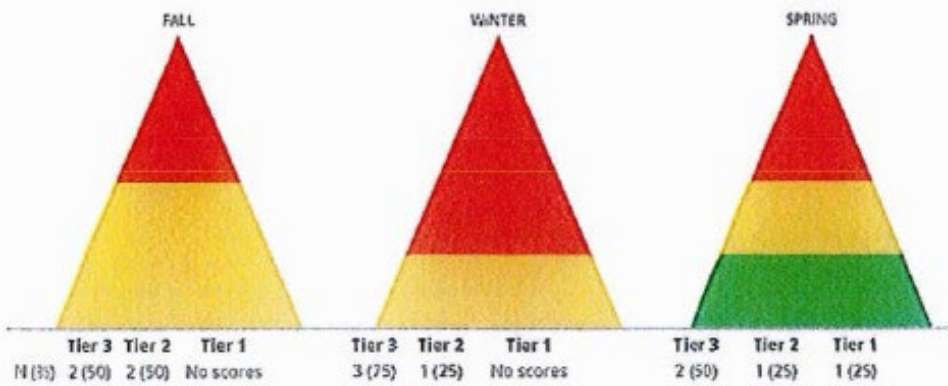


Transition Tables

Fall to Winter Transition			Winter to Spring Transition			Fall to Spring Transition					
Fall	Winter Tier for Fall Students			Winter	Spring Tier for Winter Students			Fall	Spring Tier for Fall Students		
Tier N (%)	Tier 3	Tier 2	Tier 1	Tier N (%)	Tier 3	Tier 2	Tier 1	Tier N (%)	Tier 3	Tier 2	Tier 1
Tier 1 (50%)				Tier 1 (0%)				Tier 1 (50%)			
Tier 2 (0%)		1	1	Tier 2 (25%)			1	Tier 2 (0%)			
Tier 3 (50%)			2	Tier 3 (75%)			3	Tier 3 (50%)			2
	4	1	2		4		3		4		2

100% Transition Success

Grade 1 Reading

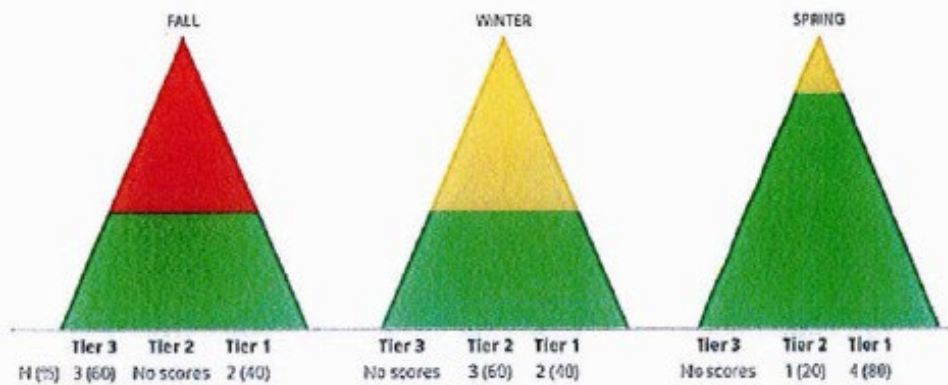


Transition Data

Fall to Winter Transition				Winter to Spring Transition				Fall to Spring Transition			
Fall	Winter Tier for Fall Students			Winter	Spring Tier for Winter Students			Fall	Spring Tier for Fall Students		
Tier N (%)	Tier 3	Tier 2	Tier 1	Tier N (%)	Tier 3	Tier 2	Tier 1	Tier N (%)	Tier 3	Tier 2	Tier 1
Tier 3 (3%)	2			Tier 3 (75%)	2	1		Tier 3 (50%)	2		
Tier 2 (50%)		1	1	Tier 2 (25%)			1	Tier 2 (25%)		1	1
Tier 1 (50%)				Tier 1 (0%)				Tier 1 (0%)			
	2	3	1		4	2	1		4	2	1

Tier transition Growth

Grade 3 Math

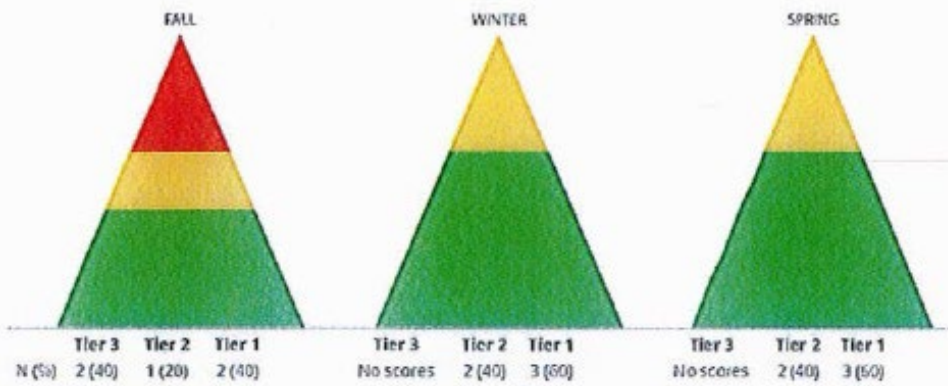


Transition Data

Fall to Winter Transition				Winter to Spring Transition				Fall to Spring Transition			
Fall	Winter Tier for Fall Students			Winter	Spring Tier for Winter Students			Fall	Spring Tier for Fall Students		
Tier N (%)	Tier 3	Tier 2	Tier 1	Tier N (%)	Tier 3	Tier 2	Tier 1	Tier N (%)	Tier 3	Tier 2	Tier 1
Tier 3 (60%)			3	Tier 3 (0%)				Tier 3 (0%)			2
Tier 2 (0%)				Tier 2 (60%)		1	2	Tier 2 (0%)		1	
Tier 1 (40%)				Tier 1 (20%)			2	Tier 1 (80%)			2
	3		2		5	1	4		5	1	4

Tier transition Growth

Grade 3 reading

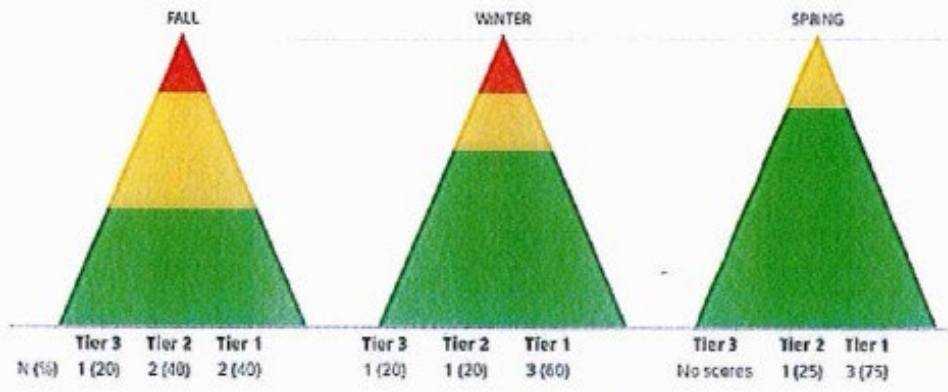


Transition Details

Fall to Winter Transition				Winter to Spring Transition				Fall to Spring Transition			
Fall Tier N (%)	Winter Tier for Fall Students			Winter Tier N (%)	Spring Tier for Winter Students			Fall Tier N (%)	Spring Tier for Fall Students		
2 (40%)		1	1	0 (0%)				2 (40%)		1	1
1 (20%)		1		2 (40%)		2		1 (20%)		1	
2 (40%)			2	3 (60%)		3		2 (40%)			2
5		2	3	5		2	3	5		2	3

MSA Test Booklet 2014

Grade 4 Math

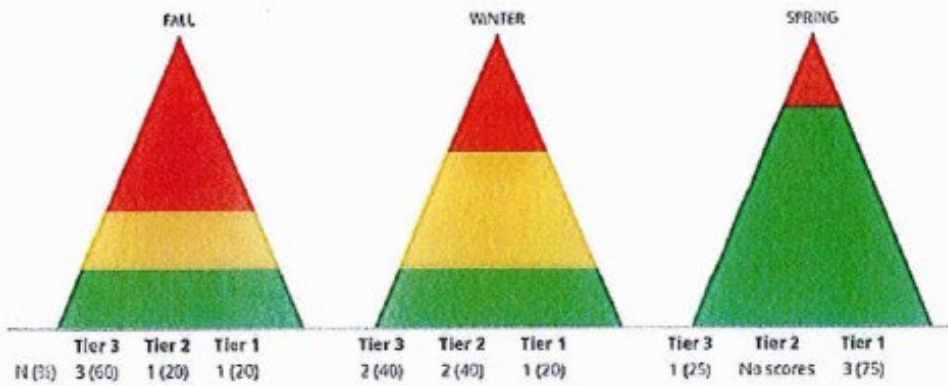


Transition Details

Fall to Winter Transition				Winter to Spring Transition				Fall to Spring Transition			
Fall Tier N (%)	Winter Tier for Fall Students			Winter Tier N (%)	Spring Tier for Winter Students			Fall Tier N (%)	Spring Tier for Fall Students		
1 (20%)			1	1 (20%)		1		1 (20%)			
2 (40%)	1	1		1 (20%)				2 (40%)		1	1
2 (40%)			2	3 (60%)		2		2 (40%)			2
5	1	1	3	5	1	1	3	5	1	1	3

MSA Test Booklet 2014

Grade 4 Reading

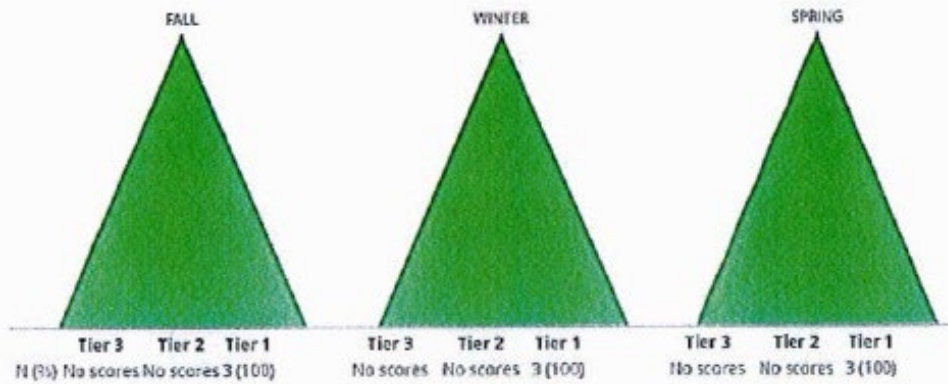


Transition Results

Fall to Winter Transition				Winter to Spring Transition				Fall to Spring Transition			
Fall	Winter Tier for Fall Students			Winter	Spring Tier for Winter Students			Fall	Spring Tier for Fall Students		
Tier N (%)	Red	Yellow	Green	Tier N (%)	Red	Yellow	Green	Tier N (%)	Red	Yellow	Green
Red 3 (60)	2	1		Red 2 (40)	1		1	Red 3 (60)	1		1
Yellow 1 (20)		1		Yellow 2 (40)			1	Yellow 1 (20)			1
Green 1 (20)			1	Green 1 (20)			1	Green 1 (20)			1
5	2	2	1	4	1	2	3	1	1	3	

Tier Retention Results

Grade 6 Math

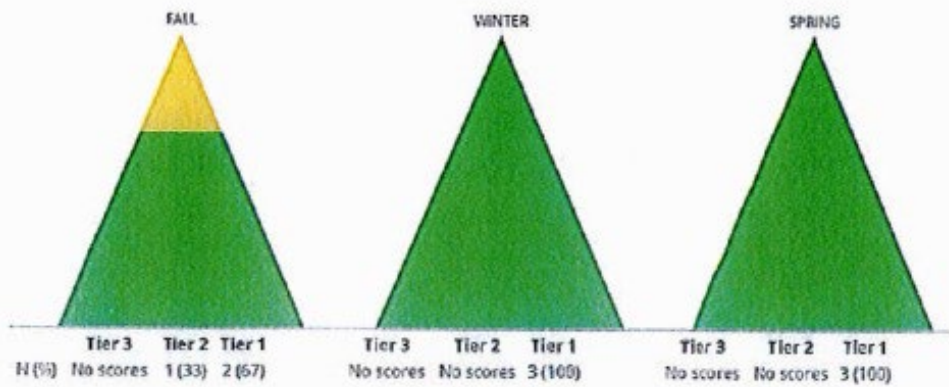


Transition Results

Fall to Winter Transition				Winter to Spring Transition				Fall to Spring Transition			
Fall	Winter Tier for Fall Students			Winter	Spring Tier for Winter Students			Fall	Spring Tier for Fall Students		
Tier N (%)	Red	Yellow	Green	Tier N (%)	Red	Yellow	Green	Tier N (%)	Red	Yellow	Green
Red 0 (0)				Red 0 (0)				Red 0 (0)			
Yellow 0 (0)				Yellow 0 (0)				Yellow 0 (0)			
Green 3 (100)			3	Green 3 (100)			3	Green 3 (100)			3
3			3	3			3	3			3

Tier Retention Results

Grade 6 Reading



Transition Tables

Fall to Winter Transition			Winter to Spring Transition			Fall to Spring Transition		
Fall	Winter Tier for Fall Students		Winter	Spring Tier for Winter Students		Fall	Spring Tier for Fall Students	
Tier N (N%)	1	2	Tier N (N%)	1	2	Tier N (N%)	1	2
0 (0)			0 (0)			0 (0)		
1 (33)		1	0 (0)			1 (33)		1
2 (67)		2	3 (100)		2	2 (67)		2
3		3	3		3	3		3

Roll Transition (a to b)