



# GRADUATION

UPDATE



# 2024-2025 District Overview

GOOSE CREEK CISD



- Graduates: 1,671
- Associates Degrees: 131
- Core complete: 101
- Attendance: 23,174



College  
Ready



Career  
Ready

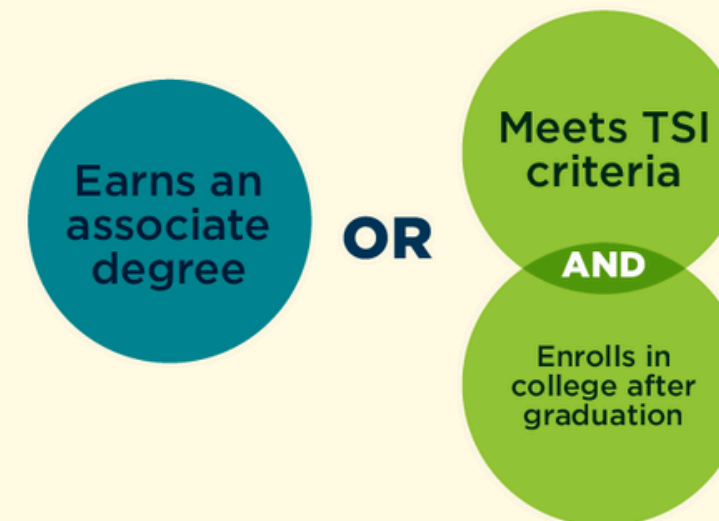


Military  
Ready

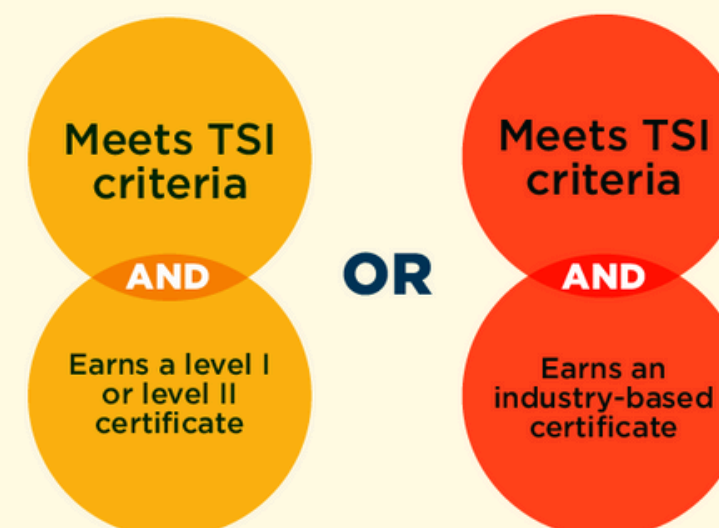
## CCMR Accountability

- Meets Texas Success Initiative (TSI) Criteria; **OR**
- Earns dual course credits; **OR**
- Meets criteria on AP/IB exams; **OR**
- Earns an associate degree; **OR**
- Qualifies for OnRamps course credits

## CCMR Outcomes Bonuses



- Earns an industry-based certification (IBC); **OR**
- Graduates with completed IEP and workforce readiness; **OR**
- Graduates with an advanced degree plan and recieved special education services; **OR**
- Earns a level I or level II certificate



Enlists in the U.S. Armed Forces in the armed forces of the United States (Including the Texas National Guard)

Enlists in the armed forces of the United States (Including the Texas National Guard)

## OUTCOME BONUS

Base Funding Award:  
\$3K per successful student

Premium Funding:  
(cumulative)

\$5K per successful economically  
disadvantaged student

Additional \$2K per successful  
special ed student

Collection of the DD4 form :  
High School Campus

# Outcome Bonus Thresholds


GOOSE CREEK CISD

## The CCMR OB Thresholds are:

- 11% of annual graduates who are economically disadvantaged = \$5,000
- 24% of annual graduates who are not economically disadvantaged = \$3,000
- 0% of annual graduates who are enrolled in a Special Education program. Graduates who were enrolled in a special education program count towards either economically disadvantaged or non-economically disadvantaged in addition to the special education group. = \$2,000

## District Data

- Econ Disadvantaged: 75 students above threshold  $\times$  \$5,000 = **\$375,000**
- Non-Econ Disadvantaged: 32 students above threshold  $\times$  \$3,000 = **\$96,000**
- SPED: 7 students  $\times$  \$2,000 = **\$14,000**




Outcome  
Bonus :  
\$481,000

## Impact Early College High School

Class Scholarship Total	\$2,079,755
% of Students with 9 College Hours	95 - 100%
% of Students Graduating with 24 hours	91 - 96%
% of Students Graduating Core Complete	4 - 4%
% of Students Graduating with Associate's Degrees	61 - 64%

# Impact



**Predicted  
Outcome  
Bonus  
\$181,000**

**Graduates:  
95  
Attendance:  
1,203**

Stuart Career Technical High School

Class Scholarship Total	\$859,415
% of Students with 9 College Hours	91 - 92%
% of Students Graduating with 24 hours	89 - 90%
% of Students earning a College Certificate	82 - 83%
% of Students Graduating Core Complete	16 - 16%
% of Students Graduating with Associate's Degrees	31 - 31%
Industry Based Certifications	144

Stuart



**Graduates:**  
**99**  
**Attendance:**  
**1,400\***

**Predicted Outcome Bonus \$33,000**



Sterling High School

Sterling



Class Scholarship Total

\$9,012,884

% of Students with 9  
College Hours

61 - 13%

% of Students  
Graduating with 24 hours

14 - 3%

% of Students earning a  
College Certificate

0 - 0%

% of Students  
Graduating Core  
Complete

3 - >1%

% of Students  
Graduating with  
Associate's Degrees

1 - >1%

Industry Based  
Certifications

366



Graduates:  
468  
Attendance:  
6,627

Predicted  
Outcome  
Bonus  
\$88,000



Lee High School	
Class Scholarship Total	\$5,208,054
% of Students with 9 College Hours	161 - 37%
% of Students Graduating with 24 hours	83 - 19%
% of Students earning a College Certificate	22 - 5%
% of Students Graduating Core Complete	13 - 3%
% of Students Graduating with Associate's Degrees	1 - >1%
Industry Based Certifications	158

Lee



Graduates:  
437  
Attendance:  
5,187

Predicted  
Outcome  
Bonus  
\$47,000



GCM High School	
Class Scholarship Total	\$10,632,120
% of Students with 9 College Hours	182 - 34%
% of Students Graduating with 24 hours	124 - 23%
% of Students earning a College Certificate	10 - 2%
% of Students Graduating Core Complete	20 - 4%
% of Students Graduating with Associate's Degrees	28 - 5%
Industry Based Certifications	214



**Graduates:**  
 536  
**Attendance:**  
 8,717

**Predicted Outcome Bonus**  
**\$132,000**



# Graduation, Dual Credit & IBC's

GOOSE CREEK CISD


## Celebrations

- Photograph Process
- Traffic Control
- Field House
- Increase in scholarship total.
- Nearly \$500,000 in CCMR Outcome Bonus.
- First cohort of Digital Communications and HVAC students to receive college certificates.

## Opportunities

- Graduation Stage
- Dual Credit Orientation - GiantCon
- Expand College 101 Night
- Expand scholarship opportunities at Stuart and REL
- Focus - 25% : 24 dual credit hours for each campus
- Develop Level 1 Certificate in Logistics and Process Technology in response to local workforce demand

# Graduation 2026

				
<b>May 19, 2026</b>	<b>May 19,2026</b>	<b>May 20, 2026</b>	<b>May 21,2026</b>	<b>May 22, 2026</b>
Stuart Career Tech HS	Impact Early College HS	Ross S Sterling HS	Lee HS	Goose Creek Memorial HS
5:00 PM	7:30 PM	7:30 PM	7:30 PM	7:30 PM
Lee College	Lee College	Stallworth	Stallworth	Stallworth

# STAAR Scoring Resubmission



GOOSE CREEK CISD

## Overview Summer Testing:

- 25 tests resubmitted → 10 improved

## ELA 1:

- 15 tests → 7 improved (6 moved from DNM to APP).

## ELA 2:

- 10 tests → 3 improved (2 moved from DNM to APP).

## Impact:

- 6 students had zero scores on ECR initially.
- **7 students now meet EOC graduation requirements.**