



**TO: Members, Board of Education  
Dr. Albert G. Roberts, Superintendent**

**FROM: Therese M. O'Neill, Assistant Superintendent for Finance & Operations**

**RE: Monthly Treasurer's Report – April 2015**

**DATE: May 26, 2015**

Please find attached the monthly Treasurer's report which includes:

- 1) The bank to book cash reconciliation
- 2) Revenue Variance Report – All Funds
- 3) Expenditures Variance Report – All Funds
- 4) By Major Object – Education Fund Year-to-Date Actual compared to Budgeted Expenditures
- 5) PMA Investment Report Portfolio
- 6) IMET Investment Report Portfolio
- 7) Monthly Budget Transfers

CC: Marcy Shannon

**April 30, 2015**

<b><u>CASH BALANCES</u></b>	<b><u>BALANCE</u></b>	<b><u>BALANCE</u></b>
	<b><u>6/30/2014</u></b>	<b><u>4/30/2015</u></b>
EDUCATION FUND	\$ 26,377,970.85	\$ 37,839,192.31
HEALTH INSURANCE FUND	\$ (218,374.73)	\$ (1,071,262.67)
BUILDINGS AND GROUNDS FUND	\$ (30,850.35)	\$ 1,429,908.92
DEBT SERVICE FUND	\$ 4,451,952.26	\$ 4,472,467.08
TRANSPORTATION FUND	\$ 2,525,174.53	\$ 2,277,419.46
IMRF FUND	\$ 844,499.69	\$ 1,385,895.22
LIFE SAFETY FUND	\$ 174,023.38	\$ 174,308.40
WORKING CASH FUND	\$ 6,075,912.73	\$ 9,665,140.39
CAPITAL PROJECTS FUND	\$ 2,115,594.31	\$ (2,438,357.00)
TORT FUND	\$ (8,912.35)	\$ (8,912.35)
<b>Total Adjusted Cash Balances</b>	<b>\$ 42,306,990.32</b>	<b>\$ 53,725,799.76</b>
Convenience Fund	\$ (621,587.81)	\$ (692,525.50)
Cash Book Balance	\$ 42,928,578.13	\$ 54,418,325.26
Total Adjusted Cash in Bank	\$ 42,925,186.12	\$ 54,416,361.41
		+
<b>Variance</b>	<b>\$ 3,392.01</b>	<b>\$ 1,963.85</b>

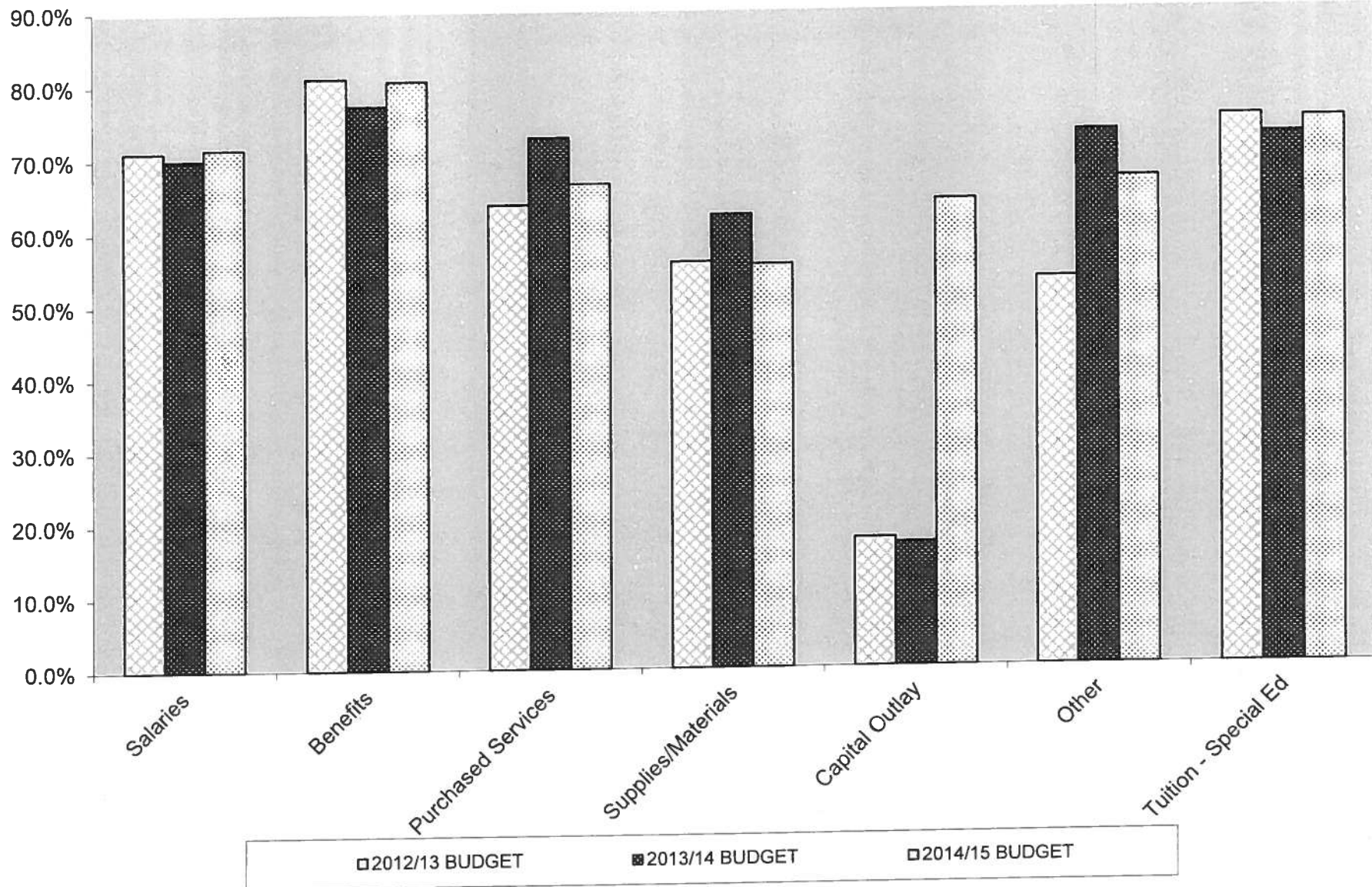
**OAK PARK ELEMENTARY DISTRICT 97**  
**REVENUE VARIANCE REPORT - ALL FUNDS**  
**AS OF April 2015**


April 2014	ANNUAL BUDGETED REVENUES			YTD REVENUE			% OF TOTAL REVENUES			
	<u>2012/13</u> <u>BUDGET</u>	<u>2013/14</u> <u>BUDGET</u>	<u>2014/15</u> <u>BUDGET</u>	<u>2012/13</u> <u>BUDGET</u>	<u>2013/14</u> <u>BUDGET</u>	<u>2014/15</u> <u>BUDGET</u>	<u>2012/13</u> <u>BUDGET</u>	<u>2013/14</u> <u>BUDGET</u>	<u>2014/15</u> <u>BUDGET</u>	<u>% of year</u> <u>completed</u>
<u>Education Fund</u>										
Local taxes	42,610,903	43,515,900	44,652,292	41,998,002	43,984,776	43,953,785	98.6%	101.1%	98.4%	83.33%
CPPRT	1,314,600	1,314,600	1,014,600	1,091,869	1,207,473	900,319	83.1%	91.9%	88.7%	83.33%
Investment Earnings	18,100	55,000	55,000	51,318	47,460	69,673	283.5%	86.3%	126.7%	83.33%
Other Local Revenue	3,463,538	3,538,298	3,766,072	2,747,972	2,714,016	3,173,157	79.3%	76.7%	84.3%	83.33%
State Funding	10,790,294	11,184,496	10,158,959	9,026,662	9,453,659	7,985,712	83.7%	84.5%	78.6%	83.33%
Federal Funding	3,199,205	3,160,336	3,988,597	2,602,317	2,746,270	2,804,246	81.3%	86.9%	70.3%	83.33%
<u>Education Fund Total</u>	<u>61,396,640</u>	<u>62,768,630</u>	<u>63,635,520</u>	<u>57,518,140</u>	<u>60,153,653</u>	<u>58,886,891</u>	<u>93.7%</u>	<u>95.8%</u>	<u>92.5%</u>	<u>83.33%</u>
<u>Buildings &amp; Grounds</u>	<u>5,954,423</u>	<u>6,234,941</u>	<u>7,185,452</u>	<u>5,633,266</u>	<u>5,469,901</u>	<u>6,816,124</u>	<u>94.6%</u>	<u>87.7%</u>	<u>94.9%</u>	<u>83.33%</u>
<u>Debt Service</u>	<u>7,723,181</u>	<u>8,150,003</u>	<u>8,835,975</u>	<u>7,933,715</u>	<u>7,830,319</u>	<u>7,618,042</u>	<u>102.7%</u>	<u>96.1%</u>	<u>86.2%</u>	<u>83.33%</u>
<u>Transportation</u>	<u>3,635,093</u>	<u>3,192,742</u>	<u>2,806,226</u>	<u>2,974,259</u>	<u>3,085,523</u>	<u>2,651,517</u>	<u>81.8%</u>	<u>96.6%</u>	<u>94.5%</u>	<u>83.33%</u>
<u>IMRF</u>	<u>2,283,230</u>	<u>2,512,746</u>	<u>2,206,661</u>	<u>2,206,109</u>	<u>2,379,994</u>	<u>2,323,731</u>	<u>96.6%</u>	<u>94.7%</u>	<u>105.3%</u>	<u>83.33%</u>
<u>Capital Projects</u>	<u>91,150</u>	<u>336,300</u>	<u>-</u>	<u>47,624</u>	<u>397,956</u>	<u>35,301</u>	<u>52.2%</u>	<u>118.3%</u>	<u>0.0%</u>	<u>83.33%</u>
<u>Working Cash</u>	<u>3,691,584</u>	<u>3,116,000</u>	<u>3,625,000</u>	<u>3,713,921</u>	<u>27,879</u>	<u>3,638,171</u>	<u>100.6%</u>	<u>0.9%</u>	<u>100.4%</u>	<u>83.33%</u>
<u>Life Safety</u>	<u>150</u>	<u>-</u>	<u>275</u>	<u>249</u>	<u>230</u>	<u>285</u>	<u>165.7%</u>	<u>0.0%</u>		<u>83.33%</u>
<u>Tort</u>	<u>-</u>	<u>-</u>	<u>-</u>	<u>-</u>	<u>-</u>	<u>-</u>	<u>0.0%</u>	<u>0.0%</u>	<u>0.0%</u>	<u>83.33%</u>
<b>GRAND TOTAL</b>	<b>84,775,451</b>	<b>86,311,362</b>	<b>88,295,109</b>	<b>80,027,282</b>	<b>79,345,454</b>	<b>81,970,063</b>	<b>94.4%</b>	<b>91.9%</b>	<b>92.8%</b>	<b>83.33%</b>

**OAK PARK ELEMENTARY DISTRICT 97**  
**EXPENDITURE VARIANCE REPORT - ALL FUNDS**  
**AS OF April 2015**

April 2014	ANNUAL BUDGETED EXPENDITURES			YTD EXPENDITURES			% OF TOTAL EXPENDITURES			
	<u>2012/13</u> <u>BUDGET</u>	<u>2013/14</u> <u>BUDGET</u>	<u>2014/15</u> <u>BUDGET</u>	<u>2012/13</u> <u>BUDGET</u>	<u>2013/14</u> <u>BUDGET</u>	<u>2014/15</u> <u>BUDGET</u>	<u>2012/13</u> <u>BUDGET</u>	<u>2013/14</u> <u>BUDGET</u>	<u>2014/15</u> <u>BUDGET</u>	<u>% of year</u> <u>completed</u>
<u>Education Fund</u>										
Salaries	43,825,053	46,358,629	47,657,455	31,160,599	32,465,417	34,072,536	71.1%	70.0%	71.5%	83.33%
Benefits	5,880,016	6,144,159	7,005,956	4,761,400	4,749,080	5,644,448	81.0%	77.3%	80.6%	83.33%
Purchased Services	4,269,074	4,539,555	5,430,129	2,719,149	3,302,926	3,612,369	63.7%	72.8%	66.5%	83.33%
Supplies/Materials	2,407,487	2,464,843	2,832,389	1,341,062	1,532,100	1,566,978	55.7%	62.2%	55.3%	83.33%
Capital Outlay	647,310	776,325	738,207	114,175	131,742	471,595	17.6%	17.0%	63.9%	83.33%
Other	206,600	192,783	217,521	109,686	140,923	145,190	53.1%	73.1%	66.7%	83.33%
Tuition - Special Ed	2,800,000	2,775,000	2,775,000	2,098,995	2,011,971	2,070,256	75.0%	72.5%	74.6%	83.33%
<u>Education Fund Total</u>	60,035,540	63,251,295	66,656,657	42,305,065	44,334,159	47,583,372	70.5%	70.1%	71.4%	83.33%
<u>Buildings &amp; Grounds</u>	6,240,121	6,147,234	6,585,140	4,923,947	5,356,915	5,355,365	78.9%	87.1%	81.3%	83.33%
<u>Debt Service</u>	8,365,790	8,660,789	8,606,474	7,178,553	7,456,130	7,597,527	85.8%	86.1%	88.3%	83.33%
<u>Transportation</u>	3,160,812	3,239,277	3,337,702	2,741,581	2,714,072	2,899,272	86.7%	83.8%	86.9%	83.33%
<u>IMRF</u>	2,217,300	2,248,250	2,389,520	1,618,073	1,731,830	1,782,335	73.0%	77.0%	74.6%	83.33%
<u>Capital Projects</u>	4,389,741	5,103,376	5,510,872	3,644,667	4,467,317	4,589,253	83.0%	87.5%	83.3%	83.33%
<u>Life Safety</u>	-	-	-	-	-	-	-	0.0%	0.0%	83.33%
<u>Tort</u>	-	-	-	-	-	-	0.0%	0.0%	0.0%	83.33%
<b>GRAND TOTAL</b>	84,409,304	88,650,221	93,086,365	62,411,887	66,060,425	69,807,125	73.9%	74.5%	75.0%	83.33%

**EDUCATION FUND AS OF 4/30/2015**  
**YEAR-TO-DATE ACTUAL COMPARED TO BUDGETED EXPENDITURES**





**11572-101**  
**OAK PARK S.D. 97 / GENERAL FUND**  
**THERESE O'NEILL**  
**970 MADISON STREET**

TF 3119

**OAK PARK, IL 60302-**

## Activity Statement

**FRI, Liquid Class, Max Class (Combined)**

**PMA Financial Network, Inc.**

2135 CityGate Lane  
 7th Floor  
 Naperville, Illinois 60563  
 Telephone . (630) 657-6400  
 Facsimile . (630) 718-8701

<http://gps.pmanetwork.com/>

**04/01/15 to 04/30/15**


## Investment Portfolio

**As of 04/30/15**

### Current Portfolio

Desk	Trans	Trade	Settlement	Maturity	Provider/Instrument Name	Face Amount	Cost	Rate	Market Value
MMA			04/30/15		ISDLAF+ LIQ Account	\$1,730,622.80	\$1,730,622.80	0.010	\$1,730,622.80
MMA			04/30/15		ISDLAF+ MAX Account	\$20,368,896.98	\$20,368,896.98	0.040	\$20,368,896.98
CDR	209067	04/30/15	04/30/15	07/30/15	Farm Bureau Bank, FSB	\$248,813.07	\$248,751.05	0.100	\$248,751.05
CDR	209067	04/30/15	04/30/15	07/30/15	NEWBRIDGE BANK/CapStone Bank	\$248,813.07	\$248,751.05	0.100	\$248,751.05
CDR	209067	04/30/15	04/30/15	07/30/15	Northern Bank & Trust Company	\$248,813.07	\$248,751.05	0.100	\$248,751.05
CDR	209067	04/30/15	04/30/15	07/30/15	Commercial Bank	\$248,813.07	\$248,751.05	0.100	\$248,751.05
CDR	209067	04/30/15	04/30/15	07/30/15	Allegiance Bank Texas	\$248,813.07	\$248,751.05	0.100	\$248,751.05
CDR	209067	04/30/15	04/30/15	07/30/15	Regent Bank	\$248,813.07	\$248,751.05	0.100	\$248,751.05
CDR	209067	04/30/15	04/30/15	07/30/15	Amarillo National Bank	\$248,813.07	\$248,751.05	0.100	\$248,751.05
CDR	209067	04/30/15	04/30/15	07/30/15	First State Bank of Illinois	\$248,813.07	\$248,751.05	0.100	\$248,751.05
CDR	209067	04/30/15	04/30/15	07/30/15	SANTANDER BANK, N.A. / SOVEREIGN BANK, NA	\$248,813.07	\$248,751.05	0.100	\$248,751.05
CDR	209067	04/30/15	04/30/15	07/30/15	BANK OF NORTH CAROLINA	\$248,813.07	\$248,751.05	0.100	\$248,751.05
CDR	209067	04/30/15	04/30/15	07/30/15	Cardinal Bank	\$248,813.07	\$248,751.05	0.100	\$248,751.05
CDR	209067	04/30/15	04/30/15	07/30/15	First, N.A.	\$248,813.07	\$248,751.05	0.100	\$248,751.05
CDR	209067	04/30/15	04/30/15	07/30/15	First United Bank	\$185,733.69	\$185,687.40	0.100	\$185,687.40
CDR	209067	04/30/15	04/30/15	07/30/15	Howard Bank	\$127,185.60	\$127,153.90	0.100	\$127,153.90
CDR	209067	04/30/15	04/30/15	07/30/15	BNC National Bank	\$100,125.99	\$100,101.03	0.100	\$100,101.03
CDR	209067	04/30/15	04/30/15	07/30/15	Valley National Bank / 1st United Bank	\$2,245.60	\$2,245.07	0.100	\$2,245.07
CD	201250	08/29/14	08/29/14	09/01/15	UNITY NATIONAL BANK OF HOUSTON	\$249,680.47	\$248,800.00	0.351	\$248,800.00
CD	201251	08/29/14	08/29/14	09/01/15	BANK OF THE OZARKS	\$249,876.31	\$249,000.00	0.351	\$249,000.00
CD	201252	08/29/14	08/29/14	09/01/15	ENERBANK USA	\$249,376.90	\$248,500.00	0.350	\$248,500.00
CD	201253	08/29/14	08/29/14	09/01/15	FIRST STATE BANK OF BLOOMINGTON	\$249,379.40	\$248,500.00	0.351	\$248,500.00
CD	201254	08/29/14	08/29/14	09/01/15	FINANCIAL FEDERAL BANK	\$249,376.90	\$248,500.00	0.350	\$248,500.00
CD	201255	08/29/14	08/29/14	09/01/15	BREMER BANK, NA	\$249,376.90	\$248,500.00	0.350	\$248,500.00
DTC	32643	08/29/14	09/05/14	09/04/15	0.45% - First Niagara Bank Certificate of Deposit	\$248,000.00	\$248,246.67	0.350	\$248,119.04
DTC	32650	08/29/14	09/04/14	09/04/15	0.45% - Bank Of China Certificate of Deposit	\$248,000.00	\$247,753.36	0.550	\$248,119.04
CD	201545	09/05/14	09/05/14	09/08/15	MODERN BANK, NATIONAL ASSOCIATION	\$249,985.30	\$249,100.00	0.353	\$249,100.00





**11572-101**  
**OAK PARK S.D. 97 / GENERAL FUND**  
**THERESE O'NEILL**  
**970 MADISON STREET**

## Activity Statement

**PMA Financial Network, Inc.**

2135 CityGate Lane  
 7th Floor  
 Naperville, Illinois 60563  
 Telephone . (630) 657-6400  
 Facsimile . (630) 718-8701

<http://qps.pmanetwork.com/>

**FRI, Liquid Class, Max Class (Combined)**

**04/01/15 to 04/30/15**

TF 3119

**OAK PARK, IL 60302-**


CD	201546	09/05/14	09/05/14	09/08/15	GRANITE COMMUNITY BANK / FIRST NB OF COLD SPRING	\$249,477.26	\$248,600.00	0.350	\$248,600.00
CD	201547	09/05/14	09/05/14	09/08/15	UNITED TEXAS BANK	\$249,985.37	\$249,000.00	0.393	\$249,000.00
CD	201548	09/05/14	09/05/14	09/08/15	TEXAS CAPITAL BANK	\$249,981.53	\$249,100.00	0.351	\$249,100.00
CD	201549	09/05/14	09/05/14	09/08/15	AFFILIATED BANK	\$249,960.19	\$249,100.00	0.343	\$249,100.00
CD	201550	09/05/14	09/05/14	09/08/15	PACIFIC COMMERCE BANK / VIBRA BANK	\$249,960.19	\$249,100.00	0.343	\$249,100.00
CD	201551	09/05/14	09/05/14	09/08/15	PEOPLESFIRST BANK	\$249,964.22	\$249,100.00	0.347	\$249,100.00
CD	209016	04/24/15	04/24/15	09/08/15	IDB BANK- NY	\$249,905.48	\$249,800.00	0.113	\$249,800.00
DTC	32783	09/05/14	09/10/14	09/10/15	0.45% - Americanwest Bank Certificate of Deposit	\$248,000.00	\$248,247.14	0.350	\$248,119.04
DTC	32647	08/29/14	09/11/14	09/11/15	0.5% - Synovus Bank Certificate of Deposit	\$248,000.00	\$248,370.70	0.350	\$248,163.68
CD	195131	03/27/14	03/27/14	09/28/15	PRIVATE BANK - MI	\$249,931.00	\$248,400.00	0.409	\$248,400.00
CD	195132	03/27/14	03/27/14	09/28/15	COMMUNITY STATE BANK - OK	\$249,911.12	\$248,600.00	0.350	\$248,600.00
CD	195133	03/27/14	03/27/14	09/28/15	ONEWEST BANK, NA	\$249,950.44	\$248,600.00	0.360	\$248,600.00
CD	195134	03/27/14	03/27/14	09/28/15	INDEPENDENT BANK / BANK OF HOUSTON	\$249,911.12	\$248,600.00	0.350	\$248,600.00
CD	195135	03/27/14	03/27/14	09/28/15	ONB BANK AND TRUST COMPANY	\$249,899.42	\$248,600.00	0.351	\$248,600.00
CD	195136	03/27/14	03/27/14	09/28/15	ABC BANK / AUSTIN BANK OF CHICAGO	\$249,911.11	\$248,600.00	0.350	\$248,600.00
CD	195137	03/27/14	03/27/14	09/28/15	NATIONAL BANK OF COXSACKIE	\$249,911.11	\$248,600.00	0.350	\$248,600.00
CD	195143	03/28/14	03/28/14	09/28/15	EAST WEST BANK	\$249,908.73	\$248,600.00	0.350	\$248,600.00
CD	195250	03/31/14	03/31/14	10/01/15	EAST WEST BANK	\$4,021,057.53	\$4,000,000.00	0.350	\$4,000,000.00
DTC	31687	04/01/14	04/09/14	10/09/15	0.3% - Ally Bank Certificate of Deposit	\$249,000.00	\$248,813.73	0.350	\$249,239.04
CD	206818	02/25/15	02/25/15	02/25/16	BOFI FEDERAL BANK	\$249,971.97	\$249,100.00	0.351	\$249,100.00
CD	206819	02/25/15	02/25/15	02/25/16	CFG COMMUNITY BANK	\$249,947.96	\$249,200.00	0.300	\$249,200.00
CD	206820	02/25/15	02/25/15	02/25/16	ROCKFORD B&TC	\$249,928.91	\$249,200.00	0.293	\$249,200.00
CD	206821	02/25/15	02/25/15	02/25/16	ORRSTOWN BANK	\$249,998.00	\$249,400.00	0.240	\$249,400.00
CD	206822	02/25/15	02/25/15	02/25/16	LENA STATE BANK	\$249,904.04	\$249,300.00	0.242	\$249,300.00
CD	206823	02/25/15	02/25/15	02/25/16	PLAINSCAPITAL BANK	\$249,434.17	\$248,800.00	0.255	\$248,800.00
CD	206824	02/25/15	02/25/15	02/25/16	BANCO POPULAR NORTH AMERICA	\$82,104.75	\$81,900.00	0.250	\$81,900.00
CD	206825	02/25/15	02/25/15	02/25/16	BANCO POPULAR NORTH AMERICA	\$84,210.00	\$84,000.00	0.250	\$84,000.00
CD	206826	02/25/15	02/25/15	02/25/16	BANCO POPULAR NORTH AMERICA	\$83,207.50	\$83,000.00	0.250	\$83,000.00
DTC	34080	02/24/15	02/27/15	02/26/16	0.45% - Dollar Bank, Fsb Certificate of Deposit	\$248,000.00	\$248,492.45	0.250	\$247,942.96
DTC	34082	02/24/15	02/27/15	02/26/16	0.45% - Safra National Bank Certificate of Deposit	\$248,000.00	\$248,492.45	0.250	\$247,942.96
DTC	34085	02/24/15	02/27/15	02/26/16	0.35% - Bank Of Baroda Certificate of Deposit	\$249,000.00	\$249,119.69	0.302	\$248,780.88
DTC	34088	02/24/15	02/27/15	02/26/16	0.4% - Essa Bank & Trust Certificate of Deposit	\$249,000.00	\$249,371.55	0.250	\$248,843.13
DTC	34090	02/24/15	03/04/15	03/04/16	0.4% - Mizuho Bank (USA) Certificate of Deposit	\$248,000.00	\$248,496.14	0.200	\$247,724.72

Run Date: 05/01/15

OAK PARK S.D. 97 / GENERAL FUND - APRIL 2015

Page 8

SEC Transactions -> PMA Securities, Inc. is affiliated with Prudent Man Advisors, Inc. Member: FINRA, SIPC. Note: (CD/DTC/CDR - Certificates of Deposit) (CP - Commercial Paper) (SEC - Government Securities) (MMA - Money Market Account) (TS - Term Series)



**11572-101**  
**OAK PARK S.D. 97 / GENERAL FUND**  
**THERESE O'NEILL**  
**970 MADISON STREET**

## Activity Statement

**PMA Financial Network, Inc.**  
 2135 CityGate Lane  
 7th Floor  
 Naperville, Illinois 60563  
 Telephone . (630) 657-6400  
 Facsimile . (630) 718-8701  
<http://ops.pmanetwork.com/>

**FRI, Liquid Class, Max Class (Combined)**


**04/01/15 to 04/30/15**

TF 3119

**OAK PARK, IL 60302-**

CD	206817	02/25/15	02/25/15	08/18/16	BANKUNITED NA	\$1,508,431.97	\$1,500,000.00	0.381	\$1,500,000.00
CD	206812	02/25/15	02/25/15	08/23/16	CAPITAL BANK NA	\$248,121.06	\$246,100.00	0.550	\$246,100.00
CD	206813	02/25/15	02/25/15	08/23/16	GLOBAL BANK	\$249,990.18	\$248,500.00	0.402	\$248,500.00
CD	206814	02/25/15	02/25/15	08/23/16	NXT BANK / CITY STATE BANK	\$248,502.96	\$247,000.00	0.408	\$247,000.00
CD	206815	02/25/15	02/25/15	08/23/16	PULASKI BANK	\$249,196.13	\$247,700.00	0.405	\$247,700.00
CD	206816	02/25/15	02/25/15	08/23/16	FIRST NATIONAL BANK OF MICHIGAN	\$249,350.23	\$247,900.00	0.392	\$247,900.00
CD	201239	08/29/14	08/29/14	08/29/16	TRIUMPH COMMUNITY BANK / THE NATIONAL BANK	\$249,919.95	\$245,500.00	0.899	\$245,500.00
CD	201240	08/29/14	08/29/14	08/29/16	STEARNS BANK NA (N)	\$249,932.11	\$247,000.00	0.593	\$247,000.00
CD	201241	08/29/14	08/29/14	08/29/16	KS STATE BANK / KANSAS STATE BANK OF MANHATTAN	\$249,927.16	\$247,000.00	0.592	\$247,000.00
CD	201242	08/29/14	08/29/14	08/29/16	INDEPENDENCE BANK- MT	\$249,983.31	\$247,300.00	0.542	\$247,300.00
CD	201243	08/29/14	08/29/14	08/29/16	FIRST NATIONAL BANK	\$249,938.78	\$247,300.00	0.533	\$247,300.00
CD	201244	08/29/14	08/29/14	08/29/16	CITIZENS B&TC OF JACKSON	\$248,517.45	\$246,200.00	0.470	\$246,200.00
CD	201245	08/29/14	08/29/14	08/29/16	FIRST NB OF MCGREGOR	\$248,517.45	\$246,200.00	0.470	\$246,200.00
CD	201246	08/29/14	08/29/14	08/29/16	SEASIDE NATIONAL BANK & TRUST	\$248,519.28	\$246,200.00	0.470	\$246,200.00
CD	201247	08/29/14	08/29/14	08/29/16	BANK OF RUSTON	\$248,620.22	\$246,300.00	0.470	\$246,300.00
CD	201248	08/29/14	08/29/14	08/29/16	EAGLEBANK / VIRGINIA HERITAGE BANK	\$247,992.55	\$245,700.00	0.470	\$245,700.00
CD	201249	08/29/14	08/29/14	08/29/16	WESTERN ALLIANCE BANK / TORREY PINES BANK	\$248,006.67	\$245,700.00	0.470	\$245,700.00
DTC	34093	02/24/15	02/27/15	08/29/16	0.55% - United Bankers Bank Certificate of Deposit	\$249,000.00	\$249,597.39	0.390	\$249,336.15
DTC	32652	08/29/14	09/05/14	09/06/16	0.85% - GE Capital Bank Certificate of Deposit	\$248,000.00	\$248,485.45	0.751	\$247,930.56
DTC	32654	08/29/14	09/04/14	09/06/16	0.7% - Capital One Bank (usa), National Association Certificate of Deposit	\$249,000.00	\$249,491.41	0.601	\$249,261.45
CDR	201685	09/11/14	09/11/14	09/08/16	Park National Bank	\$243,371.05	\$241,115.71	0.470	\$241,115.71
CDR	201685	09/11/14	09/11/14	09/08/16	WashingtonFirst Bank	\$243,371.05	\$241,115.71	0.470	\$241,115.71
CDR	201685	09/11/14	09/11/14	09/08/16	Regent Bank	\$243,371.05	\$241,115.71	0.470	\$241,115.71
CDR	201685	09/11/14	09/11/14	09/08/16	AVB Bank	\$243,371.05	\$241,115.71	0.470	\$241,115.71
CDR	201685	09/11/14	09/11/14	09/08/16	Landmark Bank, N.A.	\$168,847.61	\$167,282.88	0.470	\$167,282.88
CDR	201685	09/11/14	09/11/14	09/08/16	Texas Champion Bank	\$162,247.37	\$160,743.81	0.470	\$160,743.81
CDR	201685	09/11/14	09/11/14	09/08/16	Georgia Banking Company	\$129,747.77	\$128,545.39	0.470	\$128,545.39
CDR	201685	09/11/14	09/11/14	09/08/16	Franklin Synergy Bank / MidSouth Bank	\$79,703.71	\$78,965.08	0.470	\$78,965.08
CDR	201686	09/11/14	09/11/14	09/08/16	LegacyTexas Bank / ViewPoint Bank (MHC)	\$243,613.65	\$241,356.17	0.470	\$241,356.17
CDR	201686	09/11/14	09/11/14	09/08/16	Jonestown Bank and Trust	\$243,613.65	\$241,356.17	0.470	\$241,356.17
CDR	201686	09/11/14	09/11/14	09/08/16	Tristate Capital Bank	\$243,613.65	\$241,356.17	0.470	\$241,356.17
CDR	201686	09/11/14	09/11/14	09/08/16	Franklin Synergy Bank / MidSouth Bank	\$163,828.46	\$162,310.32	0.470	\$162,310.32





**11572-101**  
**OAK PARK S.D. 97 / GENERAL FUND**  
**THERESE O'NEILL**  
**970 MADISON STREET**

## Activity Statement

**PMA Financial Network, Inc.**

2135 CityGate Lane  
 7th Floor  
 Naperville, Illinois 60563  
 Telephone . (630) 657-6400  
 Facsimile . (630) 718-8701

<http://eps.pmanetwork.com/>

**FRI, Liquid Class, Max Class (Combined)**

**04/01/15 to 04/30/15**

TF 3119 OAK PARK, IL 60302-						04/01/15 04/30/15			
CDR	201686	09/11/14	09/11/14	09/08/16	IBERIABANK	\$114,683.90	\$113,621.17	0.470	\$113,621.17
DTC	32657	08/29/14	09/12/14	09/12/16	0.65% - Everbank Certificate of Deposit	\$249,000.00	\$249,488.82	0.551	\$249,087.15
CDR	206803	02/26/15	02/26/15	02/23/17	First Foundation Bank	\$240,978.45	\$238,410.67	0.540	\$238,410.67
CDR	206803	02/26/15	02/26/15	02/23/17	OneCalifornia Bank, FSB	\$240,978.45	\$238,410.67	0.540	\$238,410.67
CDR	206803	02/26/15	02/26/15	02/23/17	Mutual of Omaha Bank	\$240,978.45	\$238,410.67	0.540	\$238,410.67
CDR	206803	02/26/15	02/26/15	02/23/17	Provident Bank	\$240,978.45	\$238,410.67	0.540	\$238,410.67
CDR	206803	02/26/15	02/26/15	02/23/17	LaPorte Savings Bank (MHC)	\$240,978.45	\$238,410.67	0.540	\$238,410.67
CDR	206803	02/26/15	02/26/15	02/23/17	BB&T Bank	\$240,978.45	\$238,410.67	0.540	\$238,410.67
CDR	206803	02/26/15	02/26/15	02/23/17	Bank of America, National Association	\$240,978.45	\$238,410.67	0.540	\$238,410.67
CDR	206803	02/26/15	02/26/15	02/23/17	Tompkins State Bank	\$240,697.26	\$238,132.48	0.540	\$238,132.48
CDR	206803	02/26/15	02/26/15	02/23/17	Community Bank	\$123,084.61	\$121,773.06	0.540	\$121,773.06
CDR	206803	02/26/15	02/26/15	02/23/17	Dime Savings Bank of Williamsburgh	\$109,962.07	\$108,790.35	0.540	\$108,790.35
CDR	206803	02/26/15	02/26/15	02/23/17	Fairfield National Bank	\$62,908.06	\$62,237.73	0.540	\$62,237.73
CDR	206803	02/26/15	02/26/15	02/23/17	Alpine Capital Bank	\$50,732.27	\$50,191.69	0.540	\$50,191.69
CD	206810	02/25/15	02/25/15	02/24/17	MIDDLEFIELD BANKING COMPANY	\$249,920.88	\$247,000.00	0.591	\$247,000.00
CD	206811	02/25/15	02/25/15	02/24/17	PREMIER BANK	\$247,398.46	\$244,700.00	0.551	\$244,700.00
DTC	34096	02/24/15	03/11/15	03/13/17	0.7% - Keybank NA Certificate of Deposit	\$249,000.00	\$249,992.53	0.500	\$249,390.93


**Totals for Period:** \$51,281,356.99 \$51,138,679.26 \$51,134,220.51

*Note: Weighted Yield & Weighted Average Portfolio Maturity are calculated only on the CDR, CD, DTC, TS, CP, & SEC desk.*

**Time and Dollar Weighted Portfolio Yield: 0.440 % Weighted Ave. Portfolio Maturity: 313.46 Days**

**CDR: 15.94% CD: 33.55% DTC: 7.30%**

**MM: 43.21% CP: 0.00% SEC: 0.00%**



**11572-101**  
**OAK PARK S.D. 97 / GENERAL FUND**  
**THERESE O'NEILL**  
**970 MADISON STREET**

TF 3119

OAK PARK, IL 60302-

## Activity Statement

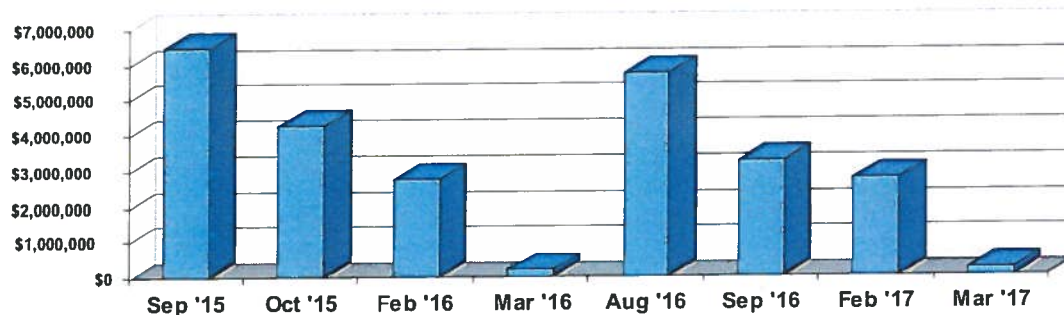
FRI, Liquid Class, Max Class (Combined)

**PMA Financial Network, Inc.**

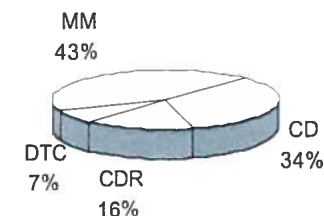
2135 CityGate Lane  
 7th Floor  
 Naperville, Illinois 60563  
 Telephone . (630) 657-6400  
 Facsimile . (630) 718-8701

<http://eps.pmanetwork.com/>


04/01/15 to 04/30/15



*Portfolio Maturity Summary - Maturing \$/Month*



*Portfolio Allocation by Transaction Type*



11572-101  
OAK PARK S.D. 97 / GENERAL FUND  
THERESE O'NEILL  
970 MADISON STREET

TF 3119

OAK PARK, IL 60302-

## Activity Statement

FRI, Liquid Class, Max Class (Combined)

**PMA Financial Network, Inc.**

2135 CityGate Lane  
7th Floor  
Naperville, Illinois 60563  
Telephone . (630) 657-6400  
Facsimile . (630) 718-8701

<http://gps.pmanetwork.com/>

04/01/15 to 04/30/15

All securities and money market fund share transactions were executed through PMA Securities, Inc. All certificates of deposit ("CD"), savings deposit accounts ("SDA") and commercial paper ("CP") are executed through PMA Financial Network, Inc. PMA Securities, Inc. is a registered broker dealer with the FINRA, and SIPC. PMA Securities, Inc. and PMA Financial Network, Inc. are operated under common ownership.

### Fixed Rate Investment Activity

This section shows all of the fixed term investments purchased and sold, maturities, interest received, and activity. This will include all CD, SDA, CP purchased through PMA Financial Network, Inc. and securities and money market fund purchased through PMA Securities, Inc. It also shows the approximate market value of each security whose price is obtained from an independent source believed to be reliable. However, PMA cannot guarantee their accuracy. This data is provided for informational purposes only. Listed values should not be interpreted as an offer to buy or sell at a specific price. CD's and CP are listed at their original cost. Redemption of a CD prior to maturity may result in early withdrawal penalties. Market values are based on the last day of the month for which this report date range is ending. If the run date of this report is prior to the end of the current month the market values are listed as equivalent to the cost values.

CD's with the code (TR) are for client reporting purposes only. PMA Financial Network, Inc. did not act as agent for in the noted transactions. These transactions were built by PMA Financial Network's system for the convenience of reporting all client transactions, but were executed directly with the listed bank. PMA Financial Network relies on the information provided by the bank and public bodies to track these CD's. PMA Financial Network is not responsible for the accuracy of the information that is provided on these CD's. Furthermore, PMA is not responsible for the performance of these transactions or the underlying banks. All inquiries should be directed to the bank.

### ISDLAF+ Activity

This section shows all of the activity in the Liquid and Max Class. The Average Rate represents the average net interest rate over the previous month which is then annualized. Income Summary represents the interest earned for the Month and Fiscal Year to Date. Information regarding the ISDLAF+ investment objectives, risks, charges and expenses can be found in the ISDLAF+ information statement, which can be obtained at [www.isdlafplus.com](http://www.isdlafplus.com) or by calling PMA at the phone number listed.

The performance data featured represents past performance, which is no guarantee of future results. Investment returns will fluctuate. Current performance may be higher or lower than the performance data quoted. Please call PMA for the most recent performance figures.

An investment in the Multi-Class Series or any Term Series is not a bank deposit and is not insured or guaranteed by the Federal Deposit Insurance Corporation or any other governmental or private agency. Although the Liquid Class and MAX Class of the Multi-Class Series each seeks to maintain a stable value of \$1.00 per share, it is possible to lose money by investing in the Multi-Class Series. It also is possible to lose money by investing in a Term Series, which may impose a substantial penalty for redemption prior to the full term of the Series.

### Additional Disclosures

All funds, and/or securities are located and safe kept in an account under the clients name at their custodial bank. Any certificates of deposit listed are located in the clients name at the respective bank. You can contact your Portfolio Advisor at the phone number listed to address any account inquiries. It is recommended that any oral communications should be re-confirmed in writing to further protect your rights, including rights under the Securities Investor Protection Act.

### Debt Securities

Some debt securities are subject to redemption prior to maturity. In the event of a partial or whole call of a security, the securities call will be automatically selected on a random basis as is customary in the securities industry. The probability that your securities will be selected is proportional to the amount of your holdings relative to the total holdings. Redemption prior to maturity could affect the yield represented. Additional information is available upon request.

A financial statement of PMA Securities, Inc. is available for inspection at its office or a copy will be mailed to you upon written request.

**FOR A CHANGE OF ADDRESS, PLEASE NOTIFY YOUR PORTFOLIO ADVISOR IN WRITING TO THE ADDRESS LISTED ON THIS STATEMENT.**

**PLEASE ADVISE PMA IMMEDIATELY OF ANY DISCREPANCIES ON YOUR STATEMENT.**

In accordance with FINRA Rule 2280, PMA Securities, Inc. is providing the following information in the event you wish to contact FINRA. You may call (301) 590-6500 or write to FINRA at 1735 K Street NW, Washington, D.C. 20006-1500. In addition to the public disclosure number (800) 289-9999, FINRA provides an investor brochure which describes their Public Disclosure Program. Additional information is also available at [www.finra.org](http://www.finra.org).



# IMET Activity Statement

04/01/15 to 04/30/15

**Oak Park Elementary School District 97**

## IMET Activity

### 1-3 Year Fund

**General (20422-101)**

Transaction	Settle Date	Transaction Description	Dollar Amount	Share Price	Shares	Shares Held
	03/31/15	BALANCE FORWARD	\$0.00	19.195	-	0.000
Account Value as of 04/30/15			\$0.00	19.201		0.000

### Convenience Fund

**General (20422-101)**

Transaction	Settle Date	Transaction Description	Dollar Amount	Share Price	Shares	Shares Held
	03/31/15	BALANCE FORWARD	\$5,763,290.95	1.000		5,763,290.950
55187	04/14/15	ONLINE WIRE REDEMPTION	\$5,513,290.95 -		5,513,290.950 -	
55476	04/30/15	DIVIDEND REINVEST	\$531.55		531.550	
Account Value as of 04/30/15			\$250,531.55	1.000		250,531.550

## IMPORTANT DISCLOSURES

### IMET Activity

This section shows all of the activity in the 1-3 Year Fund and the Convenience Fund. The Share Price represents the closing Net Asset Value of the respective fund as the end date on this statement.

Information regarding the IMET's investment objectives, risks, charges and expenses can be found in the IMET Offering Circular, which can be obtained by calling the IMET home office at 630-571-0480 x229.

### Additional Disclosures

Any performance data featured represents past performance, which is no guarantee of future results. Investment return and the share price of the 1-3 Year Fund will fluctuate. Current performance may be higher or lower than the performance data quoted. Please call IMET for the most recent performance figures.

The Convenience Fund portfolio is comprised of bank deposits and US Government securities. The bank deposits are FDIC insured, collateralized by the Federal Home Loan Bank Letter of Credit program, or collateralized by government securities at a margin of 110%. For additional information regarding the collateral agreement please contact IMET at 630-571-0480 x229. The Convenience Fund will be managed so as to maintain a stable \$1.00 share price, although there is no guarantee that it will do so.

**FOR A CHANGE OF ADDRESS, PLEASE NOTIFY IMET IN WRITING.**

**PLEASE ADVISE IMET IMMEDIATELY OF ANY DISCREPANCIES ON YOUR STATEMENT BY CALLING 1-888-288-IMET (4638).**

### Anti-Money Laundering Disclosure

Notice: Pursuant to the US regulations issued under Section 311 of the USA Patriot Act, 31 CFR 103.192, we are prohibited from opening or maintaining a correspondent account for, or on behalf of, the country of Myanmar, the country of Nauru, the Commercial Bank of Syria, its subsidiary Syrian Lebanese Commercial Bank, VEF Banka and its subsidiaries, Infobank and its subsidiaries, Asia Wealth Bank, Myanmar Mayflower Bank, and Banco Delta SARL, including its subsidiaries Delta Asia Credit Limited and Delta Asia Insurance Limited. The regulations also require us to notify you that your account may not be used to provide the listed foreign banks with access to our financial institution. If we become aware that the listed foreign banks are indirectly using your account, we will be required to take appropriate steps to prevent such access, including terminating your account.

**Thank you for your business. If you have any questions about these transactions, call 888-288-4638.**





## IMET Activity Statement

04/01/15 to 04/30/15

Oak Park Elementary School District 97

### IMET Activity

### 1-3 Year Fund

#### Bond Proceeds (20422-201)

Transaction	Settle Date	Transaction Description	Dollar Amount	Share Price	Shares	Shares Held
	03/31/15	BALANCE FORWARD	\$0.00	19.195	-	0.000
Account Value as of 04/30/15			\$0.00	19.201	-	0.000

### Convenience Fund

#### Bond Proceeds (20422-201)

Transaction	Settle Date	Transaction Description	Dollar Amount	Share Price	Shares	Shares Held
	03/31/15	BALANCE FORWARD	\$289.65	1.000	-	289.650
Account Value as of 04/30/15			\$289.65	1.000	-	289.650

**PLEASE NOTE: THE FUND WILL BE CLOSED MAY 25TH IN OBSERVANCE OF THE MEMORIAL DAY HOLIDAY**

Thank you for your business. If you have any questions about these transactions, call 888-288-4638.



## IMPORTANT DISCLOSURES

### IMET Activity

This section shows all of the activity in the 1-3 Year Fund and the Convenience Fund. The Share Price represents the closing Net Asset Value of the respective fund as the end date on this statement.

Information regarding the IMET's investment objectives, risks, charges and expenses can be found in the IMET Offering Circular, which can be obtained by calling the IMET home office at 630-571-0480 x229.

### Additional Disclosures

Any performance data featured represents past performance, which is no guarantee of future results. Investment return and the share price of the 1-3 Year Fund will fluctuate. Current performance may be higher or lower than the performance data quoted. Please call IMET for the most recent performance figures.

The Convenience Fund portfolio is comprised of bank deposits and US Government securities. The bank deposits are FDIC insured, collateralized by the Federal Home Loan Bank Letter of Credit program, or collateralized by government securities at a margin of 110%. For additional information regarding the collateral agreement please contact IMET at 630-571-0480 x229. The Convenience Fund will be managed so as to maintain a stable \$1.00 share price, although there is no guarantee that it will do so.

**FOR A CHANGE OF ADDRESS, PLEASE NOTIFY IMET IN WRITING.**

**PLEASE ADVISE IMET IMMEDIATELY OF ANY DISCREPANCIES ON YOUR STATEMENT BY CALLING 1-888-288-IMET (4638).**

### Anti-Money Laundering Disclosure

Notice: Pursuant to the US regulations issued under Section 311 of the USA Patriot Act, 31 CFR 103.192, we are prohibited from opening or maintaining a correspondent account for, or on behalf of, the country of Myanmar, the country of Nauru, the Commercial Bank of Syria, its subsidiary Syrian Lebanese Commercial Bank, VEF Banka and its subsidiaries, Infobank and its subsidiaries, Asia Wealth Bank, Myanmar Mayflower Bank, and Banco Delta SARL, including its subsidiaries Delta Asia Credit Limited and Delta Asia Insurance Limited. The regulations also require us to notify you that your account may not be used to provide the listed foreign banks with access to our financial institution. If we become aware that the listed foreign banks are indirectly using your account, we will be required to take appropriate steps to prevent such access, including terminating your account.

**Thank you for your business. If you have any questions about these transactions, call 888-288-4638.**

*Thursday, April 30, 2015*

*Page 4 of 4*



# IMET Activity Statement Liquidating Trust

04/01/15 to 04/30/15

## Oak Park Elementary School District 97

### Transactions

Account Number	Account Name	Date	Transaction Description	Transaction Amount
20422-101	General	4/17/15	DISTRIBUTION OF RECOVERIES	\$22,799.91
20422-201	Bond Proceeds	4/17/15	DISTRIBUTION OF RECOVERIES	\$1,581.86

### As of 04/30/15

Account Number	Account Name	Date	% Interest in Liquidating Trust	Account Value as of 9/30/14*	Distributed Amounts	Estimated Net Realizable Value As of 4/30/15**
20422-101	General	4/30/15	1.39851723%	\$705,442.06	\$35,092.77	53.5%
20422-201	Bond Proceeds	4/30/15	0.09702944%	\$48,943.73	\$2,434.74	53.5%

\*Account Value reflects the value at the time the asset was transferred to the Liquidating Trust, effective as of 9/30/14. The Account Value is not the current fair market value of the asset and IMET expects the Account Value to change. The value of the asset ultimately realized may be lower than what is reflected on this statement.

\*\*The estimated net realizable value is management's best estimate of the current fair market value of the asset. The estimated net realizable value reflects a percentage of the 9/30/14 Account Value. This will be updated supplementally once recoveries are determined or when fair market value can be determined. As recoveries are received, the Liquidating Trust will distribute amounts to Participants on a pro rata basis.

**BUDGET TRANSFERS**

for the month of April 2015

BJE#	Date	Account # From	Account # To	Dollar Amount	Reason
1	4/9/2015	102.M.70.254.0332	102.M.70.254.0328	\$5,000.00	Account Shortage
2	4/9/2015	102.M.70.254.0314	102.M.70.254.0322	\$15,550.00	Account Shortage
3	4/9/2015	102.M.70.254.0332	102.M.70.254.0348	\$1,500.00	Account Shortage
4	4/9/2015	102.M.70.254.0332	102.M.70.254.0467	\$5,000.00	Account Shortage
5	4/9/2015	102.M.70.254.0332	102.M.70.254.0462	\$6,500.00	Account Shortage
6	4/9/2015	102.M.70.254.0332	102.M.70.254.0302	\$7,300.00	Account Shortage
7	4/9/2015	102.M.70.254.0332	102.M.70.254.0323	\$2,500.00	Account Shortage
8	4/9/2015	102.M.70.254.0332	102.M.70.254.0330	\$1,500.00	Account Shortage
9	4/13/2015	102.M.70.254.0332	102.M.70.254.0471	\$7,500.00	Account Shortage
10	4/13/2015	101.M.77.266.0331	101.M.77.266.0332	\$39,819.21	To purchase equipment in bulk (New Infrastructure)
11	4/13/2015	101.M.27.266.0336	101.M.27.266.0332	\$18,000.00	Account Shortage
11	4/13/2015	101.M.27.266.0341	101.M.27.266.0332	\$3,000.00	Account Shortage
11	4/13/2015	101.M.27.266.0335	101.M.27.266.0332	\$1,000.00	Account Shortage
11	4/13/2015	101.M.27.266.0423	101.M.27.266.0332	\$2,000.00	Account Shortage
12	4/13/2015	101.J.21.111.0415	101.J.24.111.0414	\$34.34	Account Shortage
13	4/15/2015	101.J.14.125.0412	101.J.14.125.0411	\$240.00	Account Shortage
14	4/15/2015	101.E.00.111.0421	101.E.00.111.0411	\$671.59	Account Shortage
14	4/15/2015	101.E.00.221.0331	101.E.00.241.0341	\$94.26	Account Shortage
14	4/15/2015	101.E.00.221.0333	101.E.00.241.0341	\$1,000.00	Account Shortage
14	4/15/2015	101.E.00.241.0341	101.E.00.241.0341	\$500.00	Account Shortage
14	4/15/2015	101.E.24.111.0414	101.E.00.241.0341	\$14.80	Account Shortage
15	4/15/2015	101.A.00.266.0409	101.M.27.266.0321	\$1,200.00	For purchase of Keyboards by buildings
15	4/15/2015	101.E.00.111.0420	101.M.27.266.0321	\$1,440.00	For purchase of Keyboards by buildings
15	4/15/2015	101.G.00.266.0409	101.M.27.266.0321	\$1,800.00	For purchase of Keyboards by buildings
15	4/15/2015	101.C.00.266.0409	101.M.27.266.0321	\$600.00	For purchase of Keyboards by buildings
15	4/15/2015	101.J.00.266.0409	101.M.27.266.0321	\$600.00	For purchase of Keyboards by buildings
16	4/15/2015	102.M.70.254.0343	102.M.70.254.0314	\$50.00	Account Shortage
17	4/16/2015	101.E.21.111.0415	101.E.00.111.0411	\$40.10	Account Shortage
18	4/16/2015	101.J.00.266.0409	101.J.00.221.0333	\$2,000.00	Account Shortage
19	4/16/2015	101.B.28.111.0450	101.B.28.111.0411	\$1,700.00	Account Shortage
20	4/16/2015	101.B.49.120.0411	101.B.28.111.0411	\$791.98	Account Shortage
21	4/17/2015	101.M.31.222.0162	101.M.31.254.0199	\$646.00	Ethnic Festival Custodial Overtime

BJE#	Date	Account # From	Account # To	Dollar Amount	Reason
22	4/20/2015	101.M.31.222.0391	101.M.31.222.0394	\$588.43	Account Shortage
23	4/20/2015	101.M.77.266.0304	101.M.27.266.0326	\$10,000.00	To allocate unused 14/15 dollars for print overages
23	4/20/2015	101.M.77.264.0333	101.M.27.266.0326	\$3,713.00	To allocate unused 14/15 dollars for print overages
23	4/20/2015	101.M.27.266.0313	101.M.27.266.0326	\$3,217.00	To allocate unused 14/15 dollars for print overages
23	4/20/2015	101.M.98.221.0331	101.M.27.266.0326	\$1,500.00	To allocate unused 14/15 dollars for print overages
24	4/21/2015	101.B.20.111.0408	101.B.24.150.0312	\$180.00	Account Shortage
24	4/21/2015	101.B.28.111.0411	101.B.24.150.0312	\$120.00	Account Shortage
25	4/22/2015	101.M.21.111.0413	101.M.21.111.0415	\$8.48	Shipping overage
26	4/22/2015	102.M.70.254.0332	102.M.70.254.0330	\$500.00	Account Shortage
27	4/22/2015	102.M.70.254.0364	102.M.70.254.0412	\$400.00	Account Shortage
28	4/22/2015	102.M.70.254.0413	102.M.70.254.0464	\$50.00	Account Shortage
29	4/23/2015	101.F.14.125.0541	101.M.27.266.0321	\$4,145.00	Account Shortage
30	4/24/2015	101.D.30.111.0413	101.D.20.111.0418	\$119.04	Account Shortage
31	4/30/2014	101.M.21.111.0413	101.M.21.111.0323	\$100.00	Account Shortage