

December 2014

Derby Public Schools

Performance Dashboard

Bradley School

Mario Ciccarini, Principal

“People without information cannot act. People with information cannot help but act.”

Ken Blanchard



Promotion:

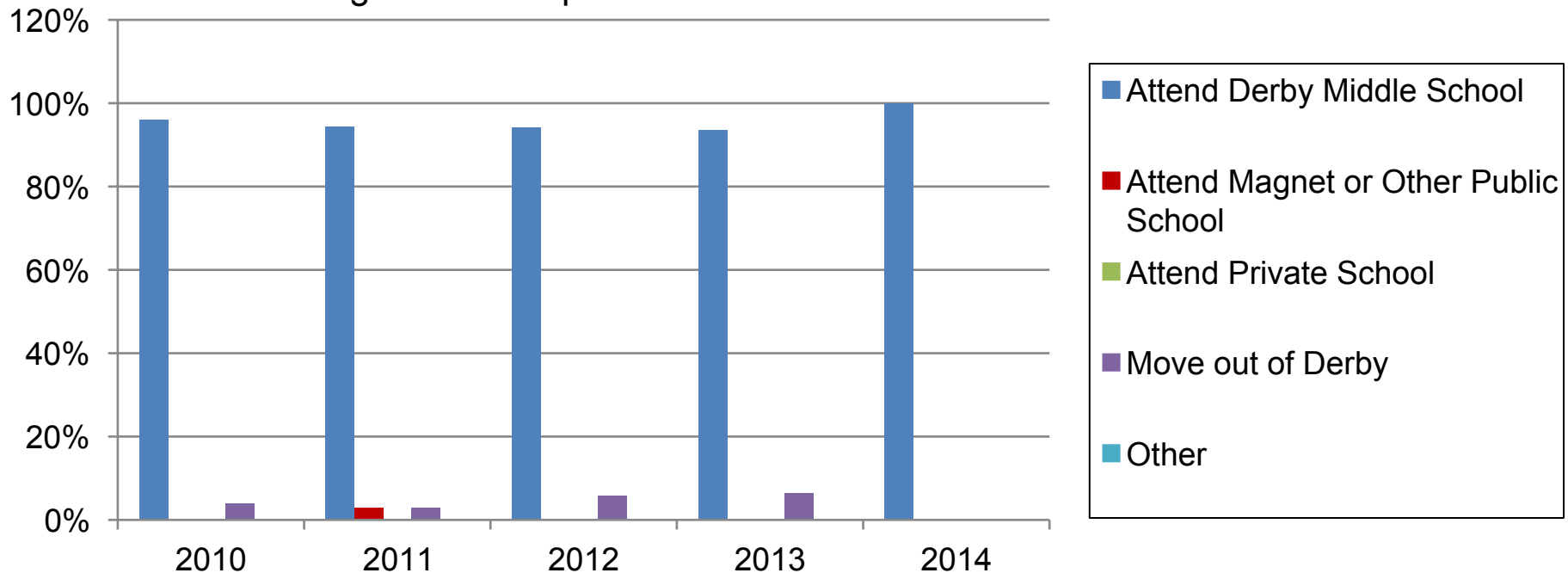
Percent of students promoted

Bradley School

	K	1	2	3	4	5
June, 2014	100%	100%	98%	100%	100%	100%
June, 2013	92%	98%	97%	98%	100%	100%
June, 2012	94%	98%	100%	98%	100%	100%
June, 2011	99%	100%	100%	100%	100%	100%
June, 2010	99%	100%	100%	100%	100%	100%
June, 2009	100%	89%	100%	100%	100%	100%

Departing 5th Grader Plans

Percent of 5th graders who plan to:



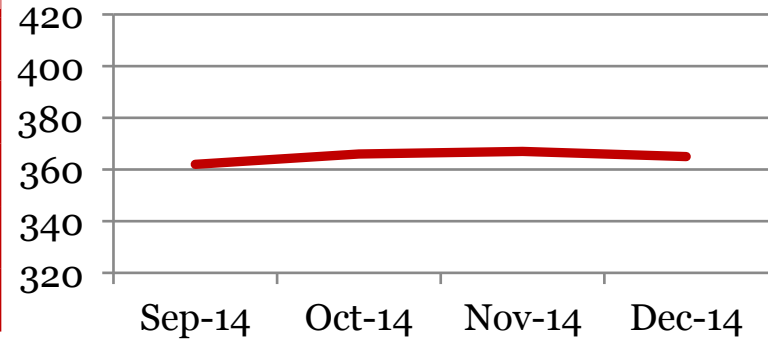
Monthly Data

Bradley School

Enrollment – 1st of the month

	PK	K	1	2	3	4	5	Total
Dec-14	4	50	63	63	72	58	55	365
Nov-14	4	50	63	63	73	57	57	367
Oct-14	4	50	64	64	71	57	56	366
Sep-14	4	49	64	63	70	56	56	362
Dec-13	2	68	62	65	67	59	55	378

Total School Enrollment

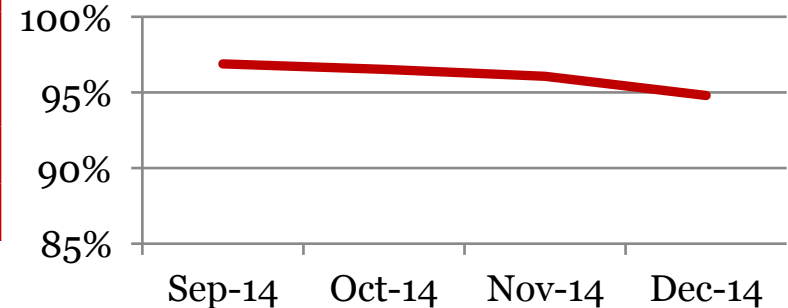


Attendance – Students

Average daily percent present:

	PK	K	1	2	3	4	5	Total
Dec-14	87	96	95	96	94	96	94	95
Nov-14	97	96	98	95	95	96	97	96
Oct-14	96	97	97	96	96	95	98	97
Sep-14	82	97	97	97	97	97	98	97
Dec-13	89	93	96	94	92	91	96	94

Total Student Attendance

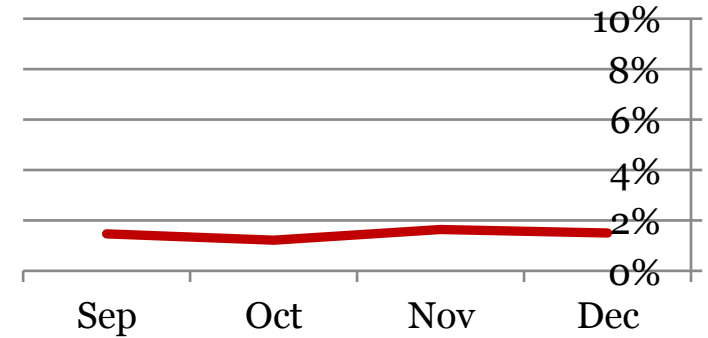


Tardies

Average daily percent tardy:

	PK	K	1	2	3	4	5	Total
Dec-14	4	1	2	1	2	2	1	2
Nov-14	5	1	3	1	2	2	0	2
Oct-14	3	1	2	1	1	1	1	1
Sep-14	4	1	1	2	2	2	1	1
Dec-13	4	1	2	2	2	1	2	2

Total Student Tardies

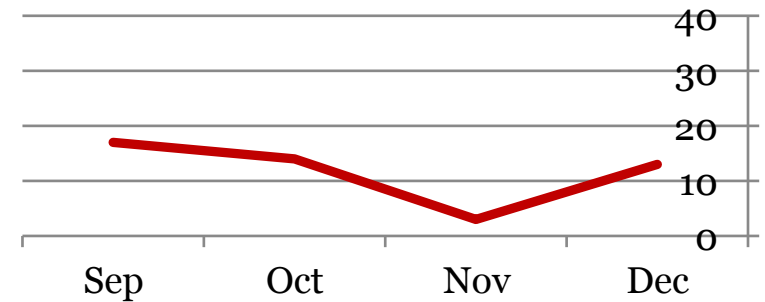


Tardies

Number of students tardy 5 or more days:

	PK	K	1	2	3	4	5	Total
Dec-14	1	2	3	1	3	3	0	13
Nov-14	0	0	0	1	1	1	0	3
Oct-14	2	1	2	4	2	3	0	14
Sep-14	2	2	3	3	3	4	0	17
Dec-13	0	0	0	3	0	1	2	6

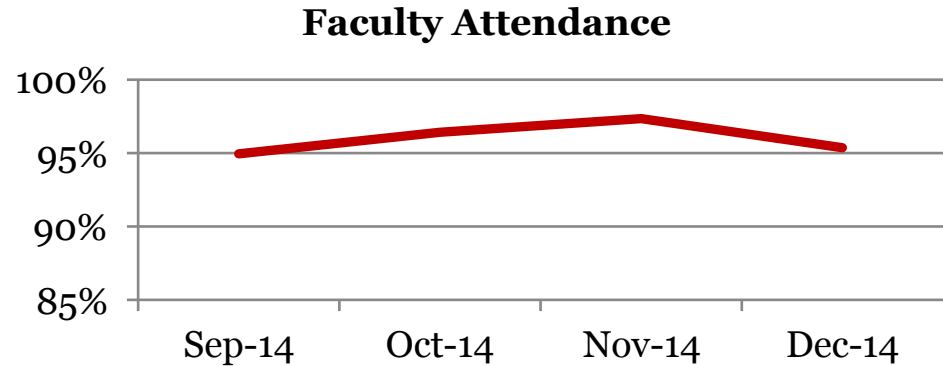
Students over Threshold



Attendance – Faculty

Average daily percent present:

	Total
Dec-14	95
Nov-14	97
Oct-14	96
Sep-14	95
Dec-13	93



**This indicator reflects certified staff and does not include absences created by class trips, professional development, workman's comp and FMLA. However % may be reduced due to long term illness beyond FMLA.*

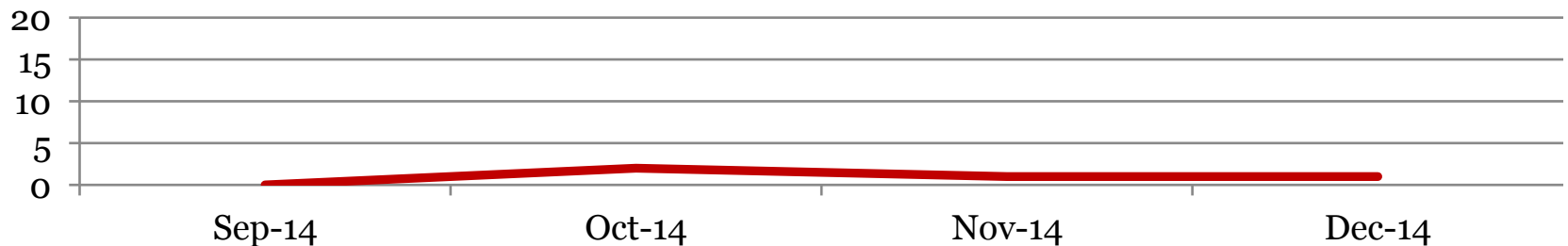
Suspensions – Out of School

Bradley School

Number of student suspensions (total days of suspension):

	PK		K		1		2		3		4		5		Total	
Dec-14	0	(0)	0	(0)	0	(0)	0	(0)	0	(0)	0	(0)	1	(1)	1	(1)
Nov-14	0	(0)	0	(0)	0	(0)	0	(0)	0	(0)	0	(0)	1	(1)	1	(1)
Oct-14	0	(0)	0	(0)	1	(1)	0	(0)	1	(10)	0	(0)	0	(0)	2	(11)
Sep-14	0	(0)	0	(0)	0	(0)	0	(0)	0	(0)	0	(0)	0	(0)	0	(0)
Dec-13	0	(0)	0	(0)	0	(0)	0	(0)	0	(0)	0	(0)	0	(0)	0	(0)

Total Out of School Suspensions



Suspensions – In School

Bradley School

Number of student suspensions (total days of suspension):

	PK		K		1		2		3		4		5		Total	
Dec-14	0	(0)	0	(0)	0	(0)	0	(0)	0	(0)	0	(0)	0	(0)	0	(0)
Nov-14	0	(0)	0	(0)	0	(0)	0	(0)	0	(0)	0	(0)	0	(0)	0	(0)
Oct-14	0	(0)	0	(0)	0	(0)	0	(0)	0	(0)	0	(0)	0	(0)	0	(0)
Sep-14	0	(0)	0	(0)	0	(0)	0	(0)	0	(0)	0	(0)	0	(0)	0	(0)
Dec-13	0	(0)	0	(0)	0	(0)	0	(0)	0	(0)	0	(0)	0	(0)	0	(0)

Total In School Suspensions

