

# ENGLISH LITERACY/ENGLISH AS A SECOND LANGUAGE (ESL) EDUCATION IN THE ADULT BASIC GRANT PROGRAM

ADMINISTERED BY THE DIVISION OF ADULT EDUCATION AND LITERACY

## Legislation & Funding

**Adult Education and Family Literacy Act (AEFLA) = \$577,677,000**  
(Estimated Fiscal Year 2014 total appropriations)

**Consolidated Appropriations Act, 2014** (funds English Literacy (EL)/Civics education) = **\$71 million**  
(Estimated Fiscal Year 2014 appropriations)

**Total Number served in AEFLA**  
(Program Year 2012-13) = **1,708,105**

**Number served in AEFLA English Literacy Programs** (Program Year 2012-13) = 678,384

## Purpose

The U.S. Department of Education's AEFLA program, enacted as Title II of the *Workforce Innovation and Opportunity Act* (WIOA), is the primary Federal program that provides foundation skills below the postsecondary level and English literacy instruction (or ESL) for out-of-school youth and adults.

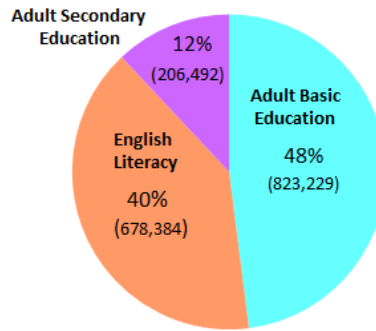
The program seeks to assist students in acquiring the skills and knowledge necessary to become productive workers, parents and citizens, and transition to postsecondary education and training.

Since 2001, annual appropriations have included a set-aside for "integrated English literacy and civics education services to immigrants and other limited-English proficient populations." The WIOA, signed into law in July 2014, codifies the EL/Civics program.

U. S. Department of Education  
Office of Career, Technical, and  
Adult Education  
July 2014

## Student Enrollment Program Year 2012-13

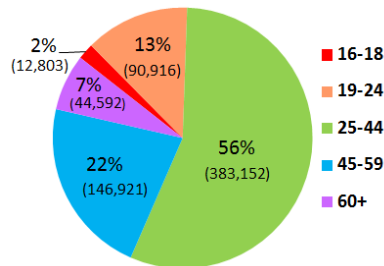
**AEFLA Participants by Program Type**



**Students by Race/Ethnicity**

Race/Ethnicity	Number/Percent of EL Students
American Indian or Alaskan Native	1,063 (<1%)
Asian	114,101 (17%)
Black or African-American	56,876 (8%)
Hispanic or Latino	437,480 (64%)
Native Hawaiian or Other Pacific Islander	1,045 (<1%)
White	59,738 (9%)
Two or More Races	8,081 (1%)

**EL Students by Age**



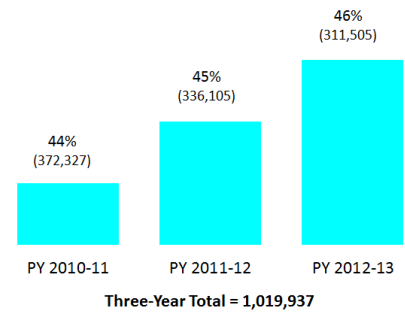
**EL Participants Served in States with Highest Immigrant Population\***

State	Number Enrolled	Number/Percent in EL
California	302,169	185,743 (61%)
New York	115,032	62,299 (54%)
Florida	147,474	64,901 (44%)
Texas	91,906	45,691 (50%)
New Jersey	28,788	16,325 (57%)
Illinois	85,698	47,504 (55%)

\* Population based on U.S. Census data.

## Outcomes

**Number/Percent of EL Students that Improved their English Language Proficiency**



## Resources

**AEFLA National Leadership Activities that Support EL/Civics Education**

**[Literacy Information and Communication System](http://lincs.ed.gov)**

(<http://lincs.ed.gov>) – OCTAE's online, professional learning community and resource collection for adult educators that features topic area groups, including an Adult English Language Learners group, to provide an opportunity for networking and information sharing activities among educators across the country.

**[English Language Learners University](http://lincs.ed.gov/programs/ell-u)**

(<http://lincs.ed.gov/programs/ell-u>) – A collection of online professional development materials and self-paced courses for educators working with adult English language learners.

**[EL/Civics Online](http://www.elcivicsonline.org)**

([www.elcivicsonline.org](http://www.elcivicsonline.org)) – Provides online professional development courses to ESL instructors and volunteers to assist in incorporating EL/Civics content into their adult ESL classrooms.