

UNITED ISD

Skyward Bound

SOARING TO NEW HEIGHTS OF LEARNING





United Independent School District Safety and Security Measures



United for Safety

Joseph “Mike” Garza

Associate Superintendent for Administration Operation Services

Safety and Crisis Response Unit

Ruben R. Ayala

Safety and Crisis Response Administrator

Vacancy

Behavioral Threat Specialist

Emma Cavazos

Safety Officer

Oscar Guerrero

Safety Technician



Safety & Security Committee

- State-mandated committee with membership, operational, and reporting requirements
- Oversees the development and implementation of the district's emergency plans
- Required to submit any and all audit findings to safety committee.



Prevention

- **Law Enforcement presence—**
United ISD Police Department (UISD PD)
 - 85 commissioned police officers including 3 K-9 Handlers (Includes 12 vacancies)
 - 147 security guards (Includes 11 vacancies)
 - Outside Law Enforcement and First Responder Walkthroughs



Prevention

Improvements of Campus Facilities

- Security vestibules at all campuses
- Impact-resistant glass
- Additional security cameras
- Crisis Alert wearable panic buttons
- Card reader access locks
- New UISD PD radios and communication towers
- Classroom phones
- Perimeter fencing at all campuses
- Cell Phone Boosters (Phase 1)
- Public Announcement Systems
- Procedures implemented for limiting entry points



Prevention

Identification Badges

- All students in grades 6-12
- Suicide Hotline information added to the back of badges
- All employees while on district property conducting district business
- All visitors are screened through the Visitor Management system; a government-issued photo ID is required

If you or someone you know
needs support now,
call or text **988**
or
chat [988lifeline.org](https://www.988lifeline.org)



In the event of a
life-threatening
emergency, dial 9-1-1.

Prevention

Clear Backpacks

- All secondary students, grades K-12
- Stadium Limited Bag Policy
- Limited Bag Policy at district events



UISD is Clearly UNITED for Safety!

new
CLEAR BACKPACK POLICY



LIMITED BAG POLICY		POLÍTICA DE RESTRICCIÓN DE BOLSOS	
<p>NO PURSES. NO BAGS. PROHIBITED BAGS</p> <p>Prohibited items include, but are not limited to:</p> <ul style="list-style-type: none"> • All purses, bags or containers larger than a small clutch bag. • Backpacks • Computer bags • Coolers • Fanny packs • Duffel bags 		<p>PROHIBIDO INGRESAR CON BOLSOS BOLSOS PROHIBIDOS</p> <p>Los artículos prohibidos incluyen, pero no se limitan, a los siguientes:</p> <ul style="list-style-type: none"> • Todas las bolsas, bolsos o contenedores mayores a una cartera de mano pequeña • Mochilas • Bolsos para computadoras • Hieleras • Bolsas cangureras • Morrales 	
<p>APPROVED BAGS SMALL CLUTCH PURSE</p> <p>Approximately the size of your hand, but absolutely no larger than 5.5" x 8.5" with or without a handle or strap.</p>		<p>BOLSOS PERMITIDOS CARTERA DE MANO PEQUEÑA</p> <p>Aproximadamente del tamaño de su mano, que no exceda 5.5" x 8.5", con o sin asa o correa.</p>	
<p>CLEAR TOTE Plastic, vinyl or PVC not exceeding 12" x 6" x 12"</p>		<p>BOLSO DE PLÁSTICO TRANSPARENTE Plástico, vinil o PVC que no exceda 12" x 6" x 12"</p>	
<p>PLASTIC STORAGE BAG Clear, one (1) gallon, re-sealable</p>		<p>BOLSA DE PLÁSTICO TRANSPARENTE de un (1) galón con cierre hermético</p>	
<p><small>To enhance public safety, United Independent School District has modified its security policy by limiting the size and style of bags allowed into events. An exception will be made for medically necessary items after proper inspection at a gate designated for this purpose. Please limit the number of items you bring to any UISD event. UISD will STILL be on site to search any bags at any time.</small></p>		<p><small>Para mejorar la seguridad pública, United Independent School District ha modificado su política de seguridad al evento. Se harán excepciones para artículos médicos necesarios después de llevar a cabo una inspección pertinente en la puerta de entrada asignada para este propósito. Por favor limite el número de artículos que trae a los eventos de UISD. Personal de UISD PERMANECERÁ en el evento para inspeccionar los bolsos en todo momento.</small></p>	
<p><small>It is the policy of United ISD to disseminate the facts of this, unless stated otherwise, general or handbook in its program, uniform or activities as required by Title VIII of the Civil Rights Act of 1964, as amended. Title VI of the Education Amendments of 1972, and Section 504 of the Rehabilitation Act of 1973, as amended.</small></p>		<p><small>El propósito de United ISD es divulgar los hechos de esto, a menos que se indique lo contrario en un programa, uniforme o actividades, como se requiere por el Título VIII de la Ley de Derechos Civiles de 1964, tal como se enmendó. Título VI de las Enmiendas de 1972 a la Ley de Educación y la Ley de Rehabilitación de 1973, según se enmendó.</small></p>	

Prevention

Metal Detectors/Weapons Detectors

- Students and guests subject to checks at campuses and large district events



Prevention

Locked Doors

- Campuses subject to audit by Texas School Safety Center/Region 1 and TEA audits
- Weekly exterior door sweeps
- All classroom doors are locked during instructional time (UISD policy and not required by State)
- Region 1 Intruder Detection Audits (IDA) ongoing
- TEA District Vulnerability Audit (DVA) conducted 10/21 - 10/25



Identification & Intervention

Report A Threat Tipline

- Internal, anonymous online threat reporting tip line reporting system found on district website



Identification & Intervention

Laredo Behavior Threat Assessment and Management (BTAM)

- Laredo BTAM ensures information regarding threats is shared with law enforcement, UISD, and UISD PD



Identification & Intervention

Campus Behavior Threat Assessment Teams

- Pending LPC to monitor Campus Behavior Threat Assessment Teams
- Each campus has a trained team to evaluate and manage threats to the district
- Members must complete 8 hour Texas School Safety Center training

TEXAS  **STATE**
TEXAS SCHOOL SAFETY CENTER



Identification & Intervention

Staff Mental Wellness Program

- Collaboration with PILLAR to provide Mental Wellness sessions to staff



Crisis Response

Standard Response Protocols

The Standard Response Protocol (SRP) is based on the response to any given situation not on individual scenarios. A uniform, planned, and practiced response to any incident is the foundation of a safe school. By standardizing the vocabulary, all stakeholders can understand the response and status of the event.

IN AN EMERGENCY TAKE ACTION



HOLD! In your room or area. Clear the halls.

STUDENTS

Clear the hallways and remain in room or area until the "All Clear" is announced
Do business as usual

ADULTS

Close and lock door
Account for students and adults
Do business as usual



SECURE!

Get inside. Lock outside doors.

STUDENTS

Return to inside of building
Do business as usual

ADULTS

Bring everyone indoors
Lock outside doors
Increase situational awareness
Account for students and adults
Do business as usual



LOCKDOWN! Locks, lights, out of sight.

STUDENTS

Move away from sight
Maintain silence
Do not open the door

ADULTS

Recover students from hallway if possible
Lock the classroom door
Turn out the lights
Move away from sight
Maintain silence
Do not open the door
Prepare to evade or defend



EVACUATE! (A location may be specified)

STUDENTS

Leave stuff behind if required to
If possible, bring your phone
Follow instructions

ADULTS

Lead students to Evacuation location
Account for students and adults
Notify if missing, extra or injured students or adults



SHELTER! Hazard and safety strategy.

STUDENTS

Use appropriate safety strategy for the hazard

Safety Strategy

Tornado Evacuate to shelter area
Hazmat Seal the room
Earthquake Drop, cover and hold
Tsunami Get to high ground

ADULTS

Lead safety strategy
Account for students and adults
Notify if missing, extra or injured students or adults

Crisis Response



HOLD! In your room or area. Clear the halls.

STUDENTS

Clear the hallways and remain in room or area until the “All Clear” is announced
Do business as usual

ADULTS

Close and lock door
Account for students and adults
Do business as usual

Crisis Response



SECURE!

Get inside. Lock outside doors.

STUDENTS

Return to inside of building
Do business as usual

ADULTS

Bring everyone indoors
Lock outside doors
Increase situational awareness
Account for students and adults
Do business as usual

Crisis Response



LOCKDOWN! Locks, lights, out of sight.

STUDENTS

- Move away from sight
- Maintain silence
- Do not open the door

ADULTS

- Recover students from hallway if possible
- Lock the classroom door
- Turn out the lights
- Move away from sight
- Maintain silence
- Do not open the door
- Prepare to evade or defend

Crisis Response



EVACUATE! (A location may be specified)

STUDENTS

Leave stuff behind if required to
If possible, bring your phone
Follow instructions

ADULTS

Lead students to Evacuation location
Account for students and adults
Notify if missing, extra or injured students
or adults

Crisis Response



SHELTER! Hazard and safety strategy.

STUDENTS

Use appropriate safety strategy for the hazard

Hazard

Tornado
Hazmat
Earthquake
Tsunami

Safety Strategy

Evacuate to shelter area
Seal the room
Drop, cover and hold
Get to high ground

ADULTS

Lead safety strategy
Account for students and adults
Notify if missing, extra or injured students or adults

TEXAS  STATE[®]
TEXAS SCHOOL SAFETY CENTER



Crisis Response

Emergency Operations Plan (EOP)

- Sentinel houses EOP and tracks required drills, door logs, and campus maps



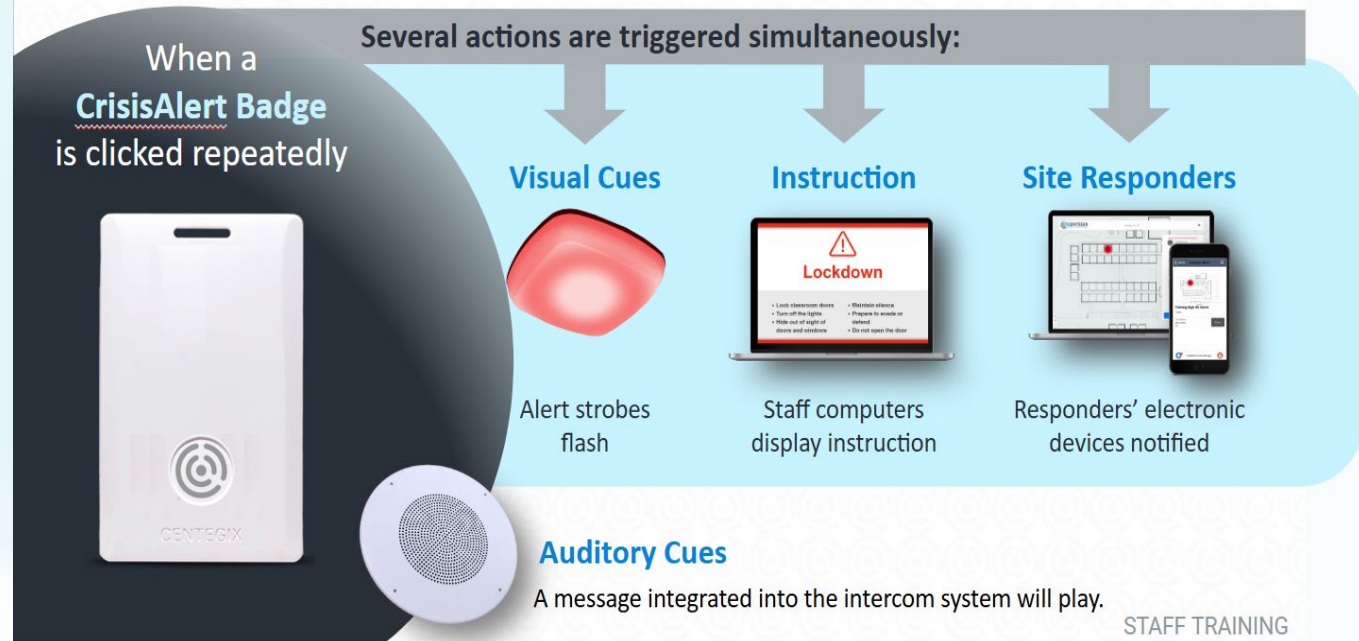
SENTINEL
TEXAS EDUCATION AGENCY®

WE ARE
UNITED
INDEPENDENT SCHOOL DISTRICT

Crisis Response

LOCKDOWN VIA A BADGE

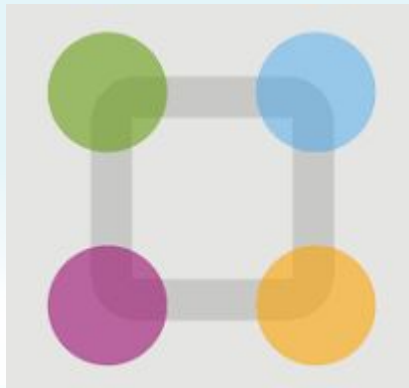
Crisis Alert Badge
All staff members
able to place any
District facility into
Lockdown



Crisis Response

Communication Methods

- Parent Square mass notification systems to communicate with parents/guardians by phone, text, email, or app
- Social media & websites



Crisis Response

Flock Safety Raven

- Rapid Response Tool partnership with Laredo Police Department




flock safety

Flock Safety Raven®

Training

- Standard Response Protocols (SRP)
- Standard Reunification Method (SRM)
- Behavioral Threat Assessment and Management
- Youth Suicide: Awareness, Prevention, and Postvention
- AED (Automated External Defibrillators)
- Medication Administration: Epinephrine Auto-Injectors
- Child Abuse: Mandatory Reporting
- FERPA: Confidentiality of Records
- Human Trafficking Awareness
- Bloodborne Pathogens Exposure Prevention
- Health Emergencies: Seizures
- Dating Violence: Identification and Prevention
- FBI Regional Crisis Negotiations Course
- DPS School Safety Training





We Are United
In Safety!

