



# NWEA MAP Growth Report

---

Fall to Winter, 2024-2025

Dr. Ami Engel & Dr. Rita Guzman

# NWEA MAP Student Achievement Norms and Expected Growth

2020 Reading Student Achievement Norms			
Grade	Fall Mean	Winter Mean	Expected Growth
K	136.65	146.28	9.63
1	155.93	165.85	9.92
2	172.35	181.2	8.85
3	186.62	193.9	7.28
4	196.67	202.5	5.83
5	204.48	209.12	4.64
6	210.17	213.81	3.64
7	214.2	217.09	2.89
8	218.01	220.52	2.51
9	218.9	220.52	1.62
10	221.47	222.91	1.44
11	223.53	224.64	1.11

2020 Math Student Achievement Norms			
Grade	Fall Mean	Winter Mean	Expected Growth
K	139.56	150.13	10.57
1	160.05	170.18	10.13
2	175.04	184.07	9.03
3	188.48	196.23	7.75
4	199.55	206.05	6.5
5	209.13	214.7	5.57
6	214.75	219.56	4.81
7	220.21	224.04	3.83
8	224.92	228.12	3.2
9	226.43	228.67	2.24
10	229.07	231.21	2.14
11	231.72	233.49	1.77

On this slideshow, fall data is shown in red and winter data is in black

# Spanish Assessment Student Achievement Norms

- ✓ Spanish **national norms** do not exist for MAP testing. This is due to the variance in regional dialects across our nation.
- ✓ Spanish **user norms** have been developed instead, but they are drawn from a limited pool of test events.
- ✓ For the full document of the user Spanish norms, please click right [here](#).





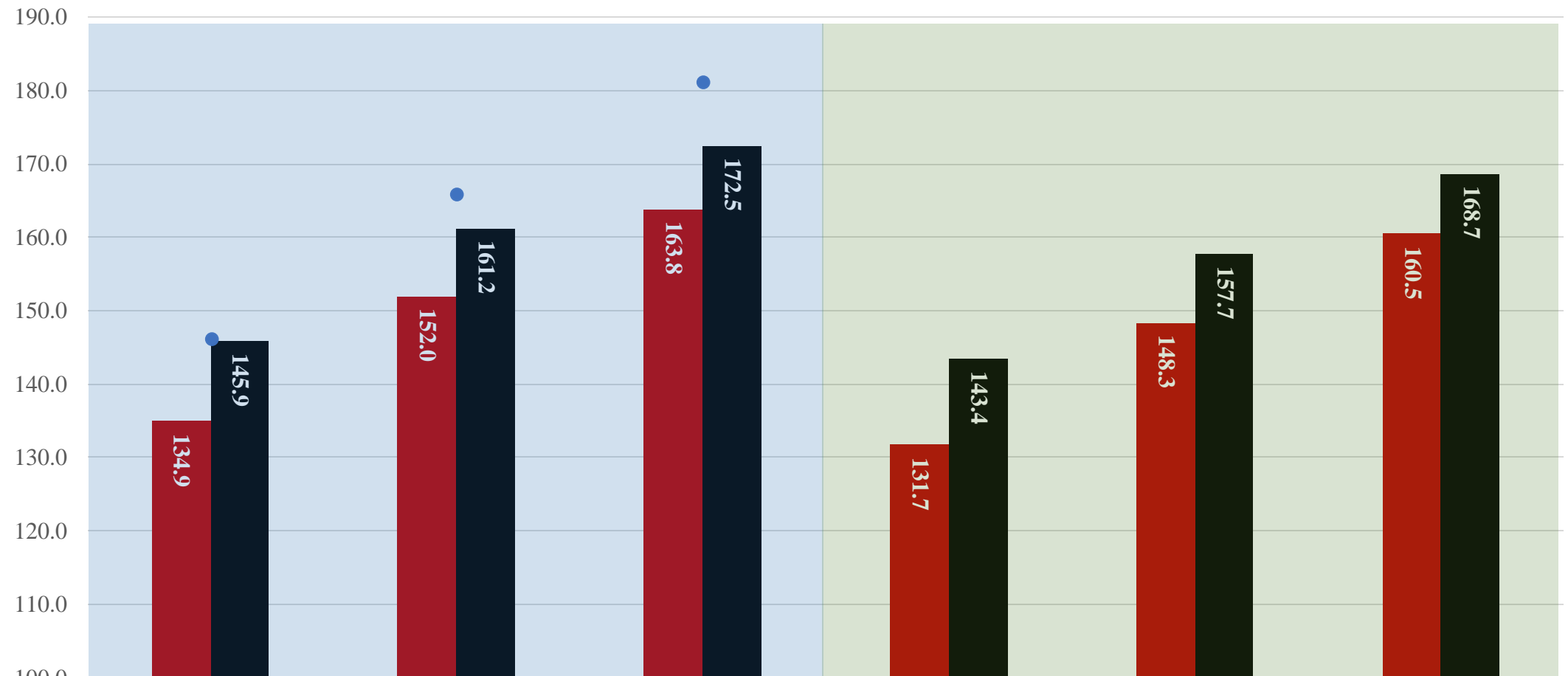
# Elementary District MAP Growth\*

English Reading, Spanish Reading, and Math

\*If fewer than 5 students are represented the data has been suppressed.  
Students with test scores in both fall and winter.

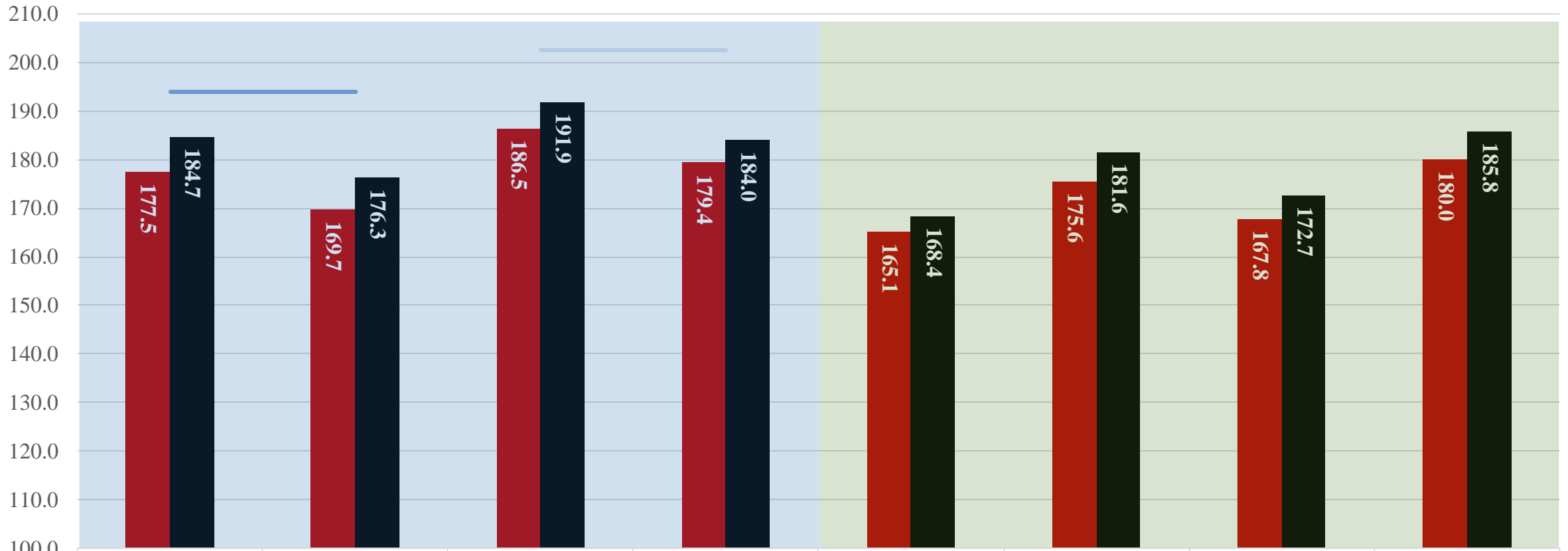
## Reading Fall to Winter Kinder - 2nd Grade

English Dominant on Reading English, Spanish Dominant on Reading Spanish



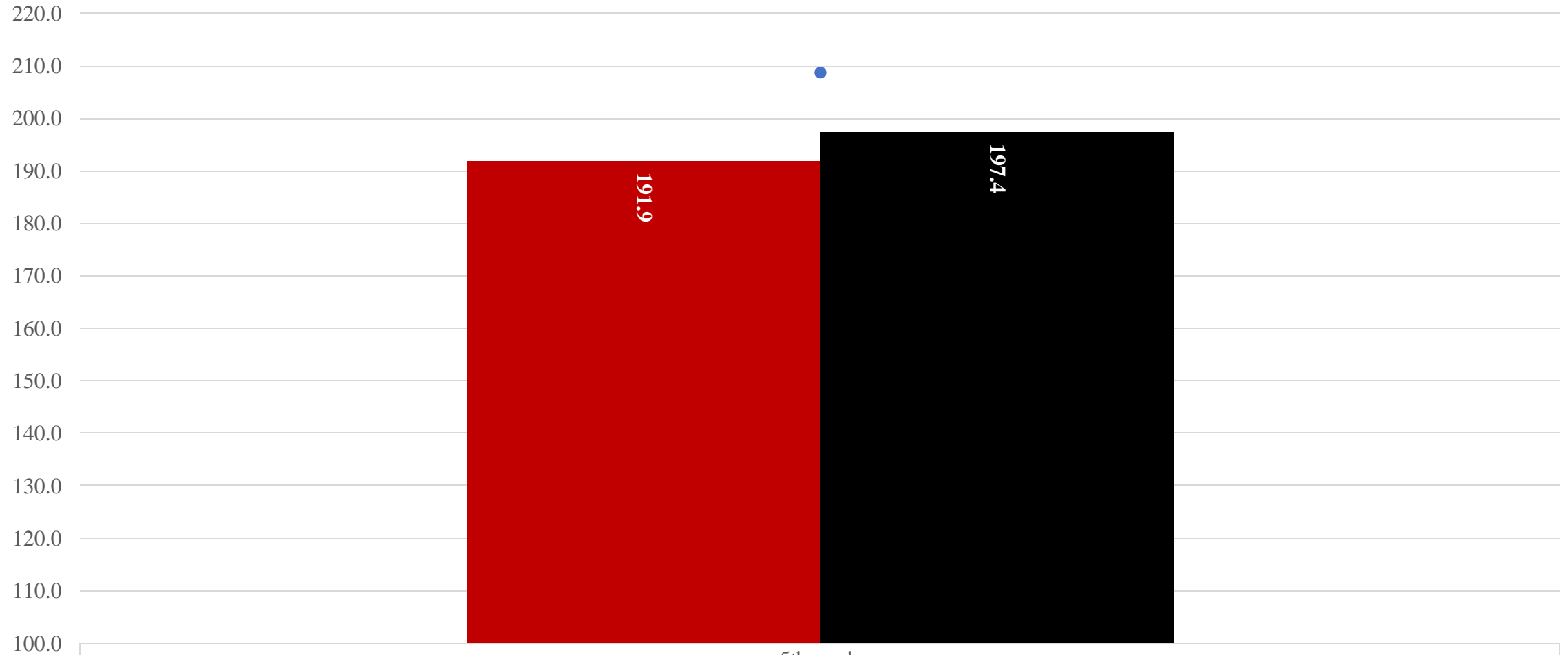
	Kinder	1st grade	2nd grade	Kinder	1st grade	2nd grade
	Reading English	Reading English	Reading English	Reading Spanish	Reading Spanish	Reading Spanish
■ Fall 2024-2025	134.9	152.0	163.8	131.7	148.3	160.5
■ Winter 2024-2025	145.9	161.2	172.5	143.4	157.7	168.7
● Winter Nat'l Norms	146.3	165.9	181.2			

## Reading Fall to Winter 3rd and 4th Grade By Language Dominance on Reading English and Reading Spanish



	3rd grade Eng Reading English	3rd grade Span Reading English	4th grade Eng Reading English	4th grade Span Reading English	3rd grade Eng Reading Spanish	3rd grade Span Reading Spanish	4th grade Eng Reading Spanish	4th grade Span Reading Spanish
Fall 2024-2025	177.5	169.7	186.5	179.4	165.1	175.6	167.8	180.0
Winter 2024-2025	184.7	176.3	191.9	184.0	168.4	181.6	172.7	185.8
3rd grade Nat'l Norms	193.9	193.9						
4th grade Nat'l Norms			202.5	202.5				

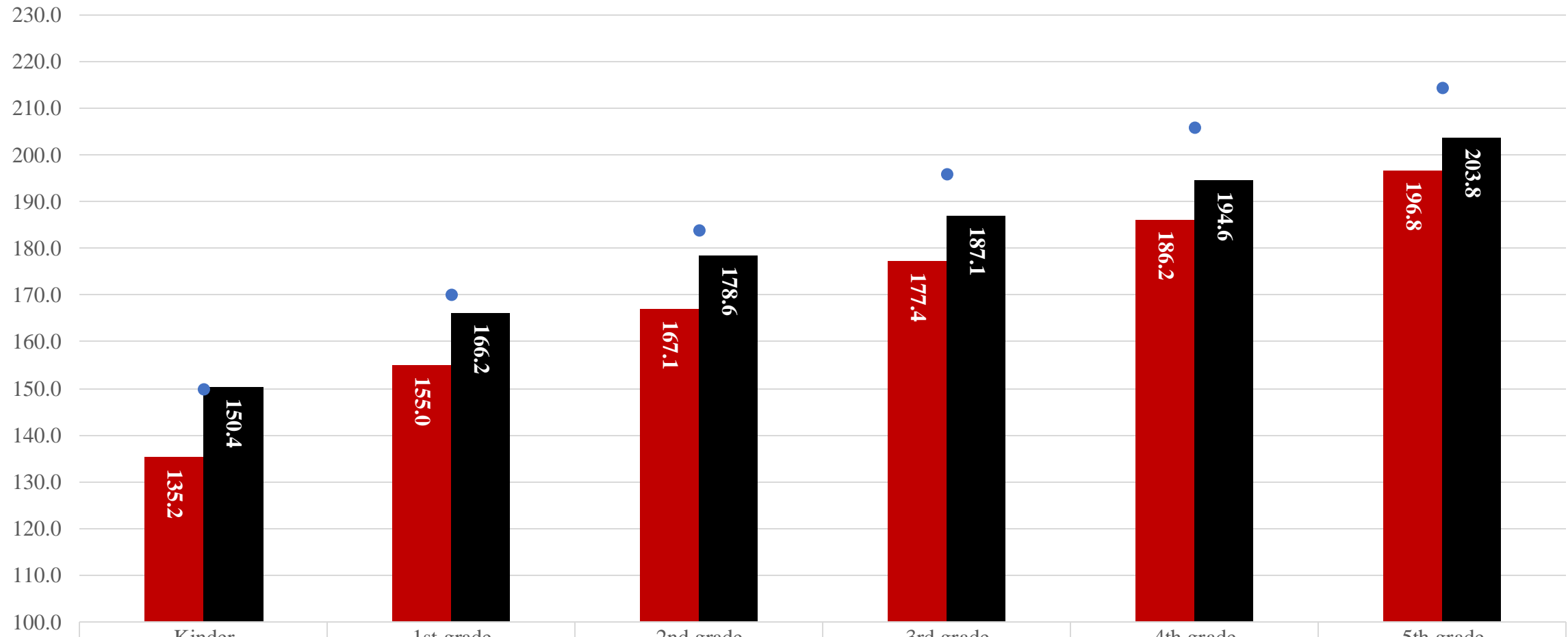
### Reading Fall to Winter 5th Grade



	5th grade
■ Fall 2024-2025	191.9
■ Winter 2024-2025	197.4
● Winter Nat'l Norms	209.1

# Math Fall to Winter Kinder through 5th grade

K-4th Test given according to language dominance; 5th grade given in English



	Kinder	1st grade	2nd grade	3rd grade	4th grade	5th grade
■ Fall 2024-2025	135.2	155.0	167.1	177.4	186.2	196.8
■ Winter 2024-2025	150.4	166.2	178.6	187.1	194.6	203.8
● Winter Nat'l Norms	150.1	170.2	184.1	196.2	206.1	214.7

■ Fall 2024-2025    ■ Winter 2024-2025    ● Winter Nat'l Norms



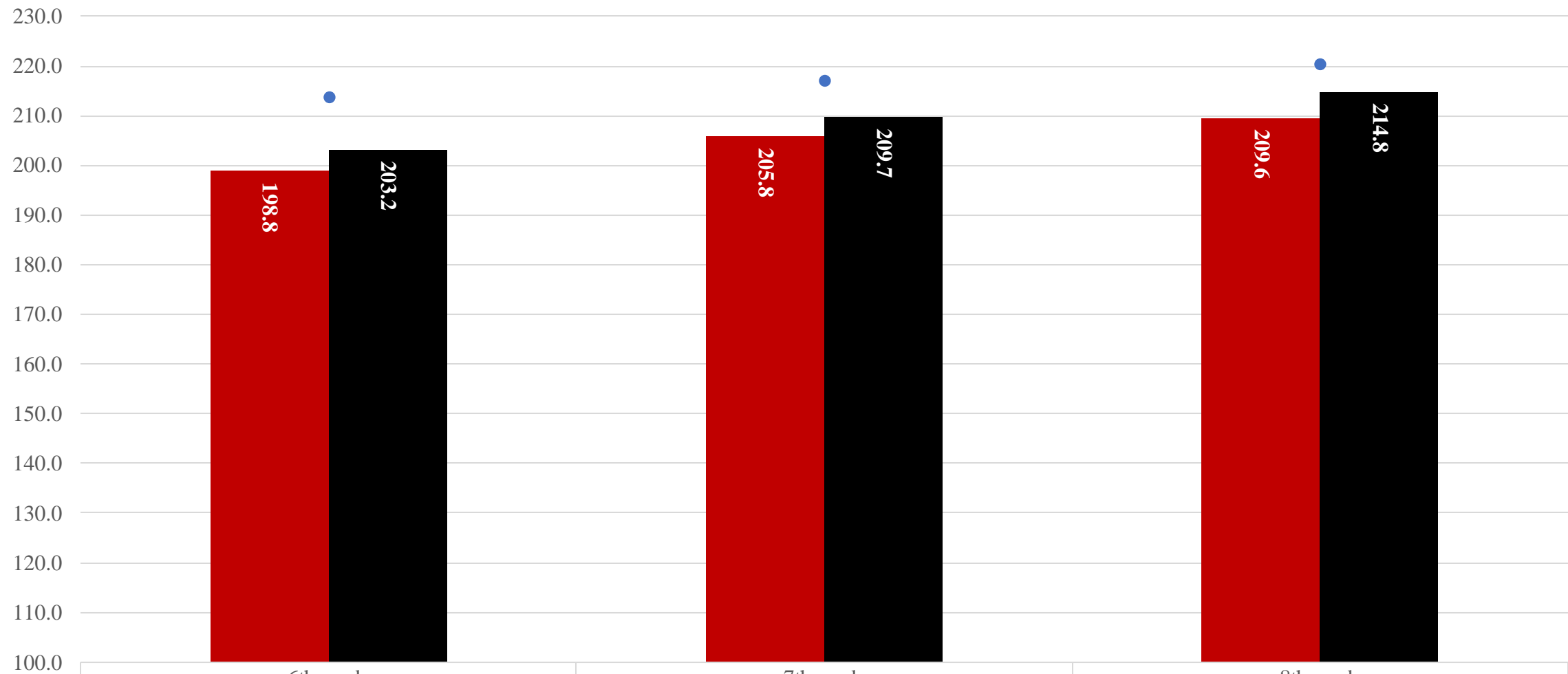


# Middle & High School MAP Growth\*

## Reading & Math

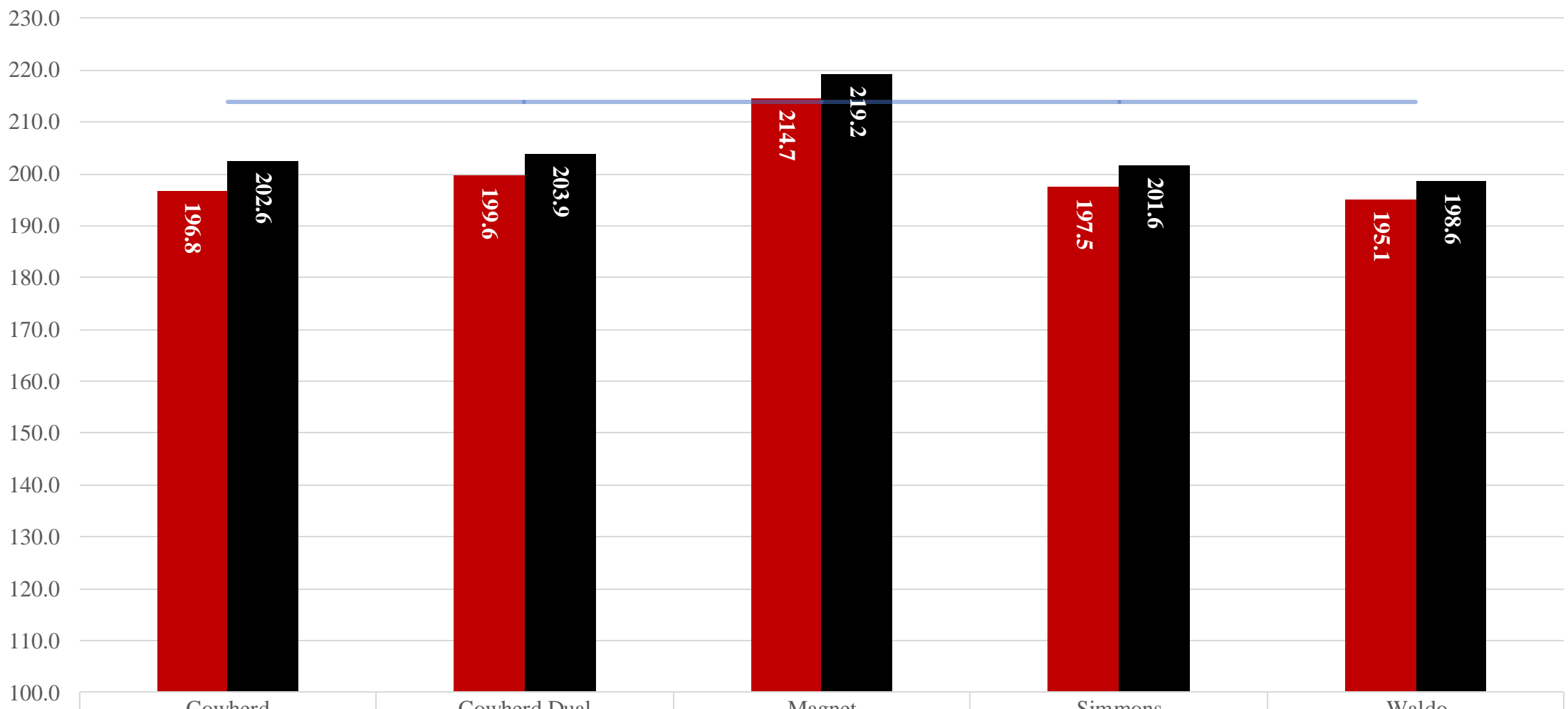
\*If fewer than 5 students are represented the data has been suppressed.  
Students with test scores in both fall and winter.

## Reading Fall to Winter 6th to 8th Grade



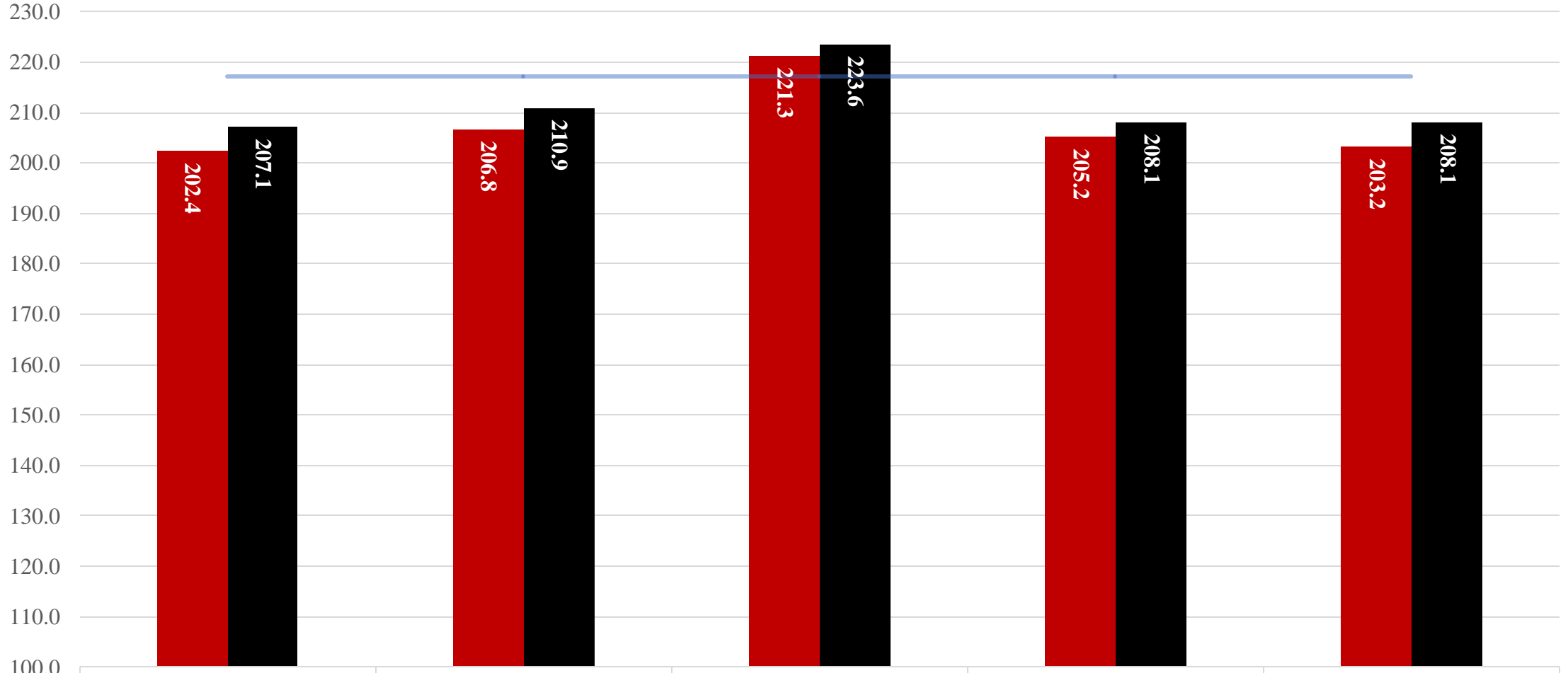
■ Fall 2024-2025	198.8	205.8	209.6
■ Winter 2024-2025	203.2	209.7	214.8
● Winter Nat'l Norm	213.8	217.1	220.5

## Reading Fall to Winter 6th Grade



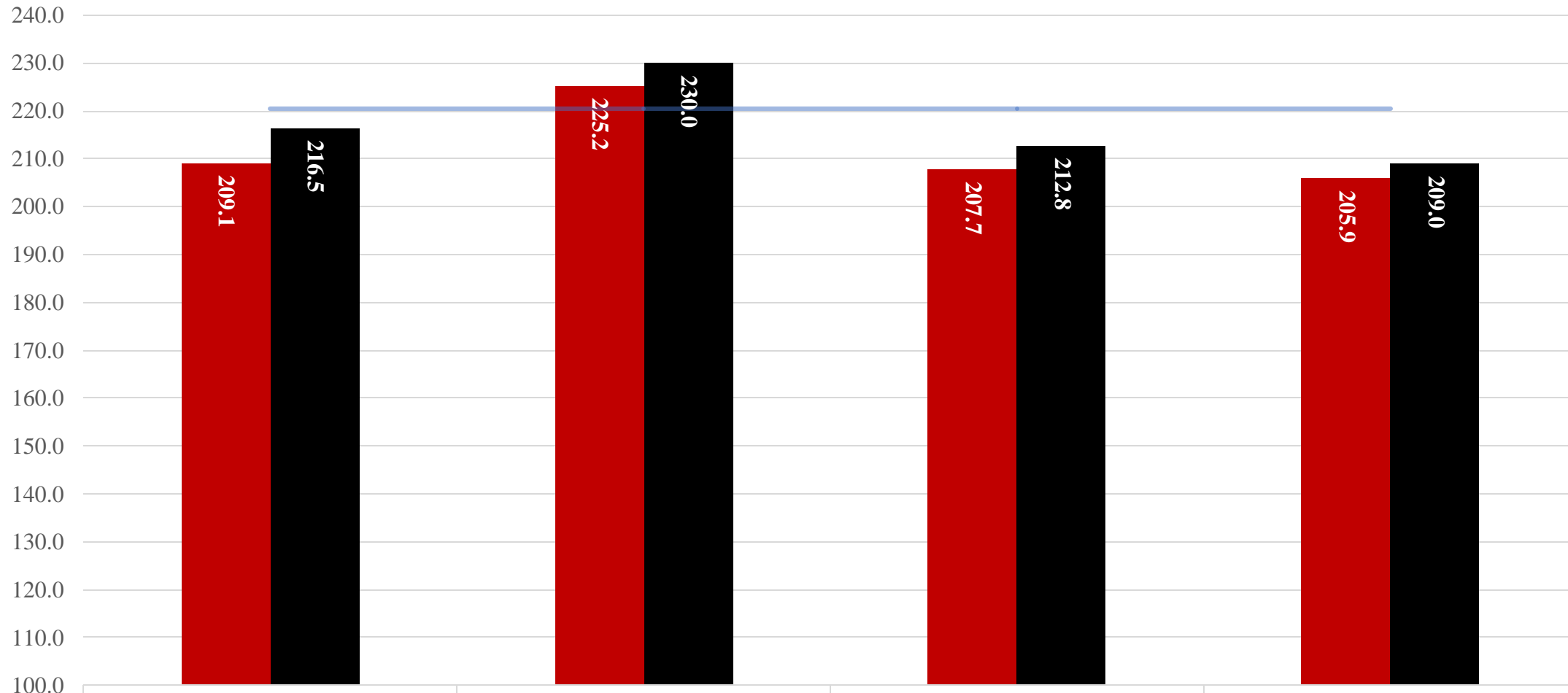
<span style="color: red;">█</span> Fall 2024-2025	196.8	199.6	214.7	197.5	195.1
<span style="background-color: black; color: white;">█</span> Winter 2024-2025	202.6	203.9	219.2	201.6	198.6
<span style="color: blue;">—</span> Winter Nat'l Norms	213.8	213.8	213.8	213.8	213.8

## Reading Fall to Winter 7th Grade



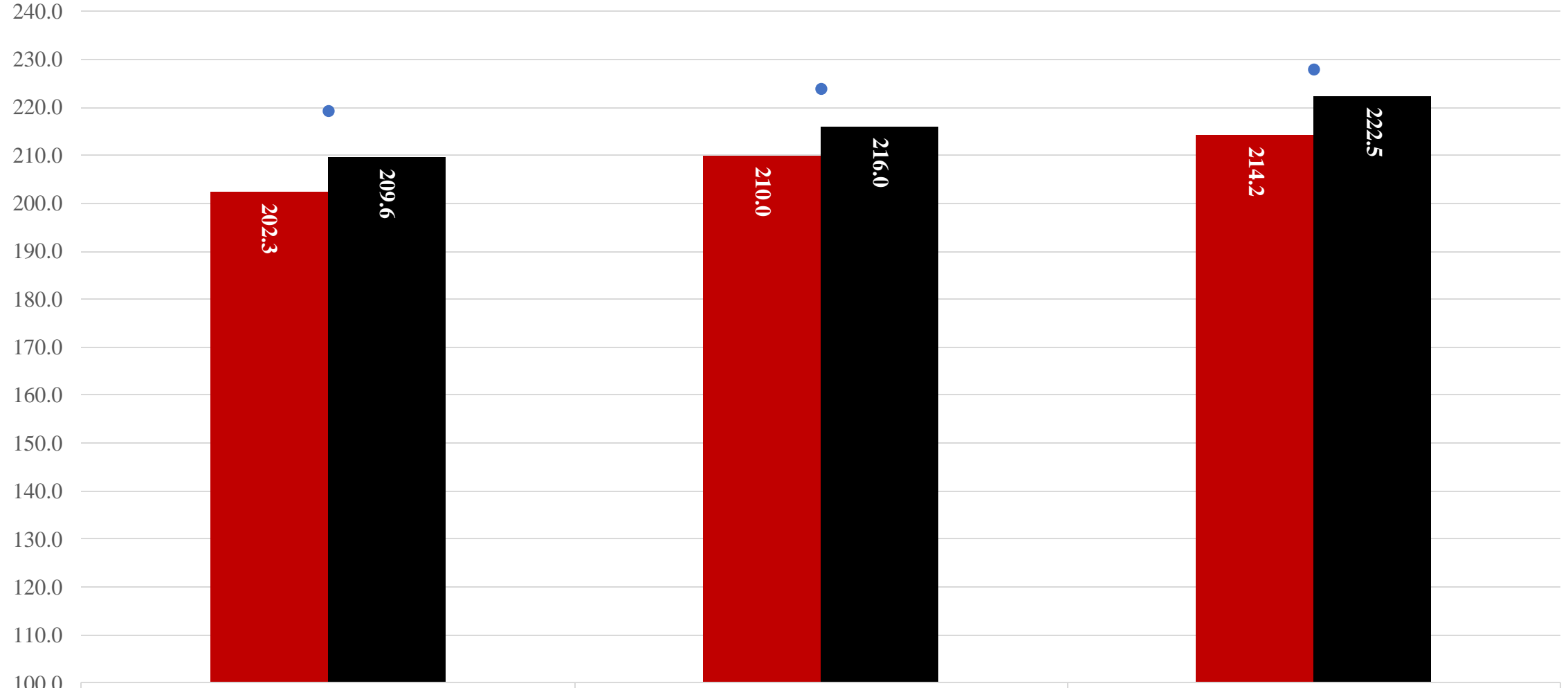
<span style="color: red;">█</span> Fall 2024-2025	Cowherd	Cowherd Dual	Magnet	Simmons	Waldo
	202.4	206.8	221.3	205.2	203.2
<span style="color: black;">█</span> Winter 2024-2025	207.1	210.9	223.6	208.1	208.1
<span style="color: blue;">—</span> Winter Nat'l Norms	217.1	217.1	217.1	217.1	217.1

Reading Fall to Winter  
8th Grade



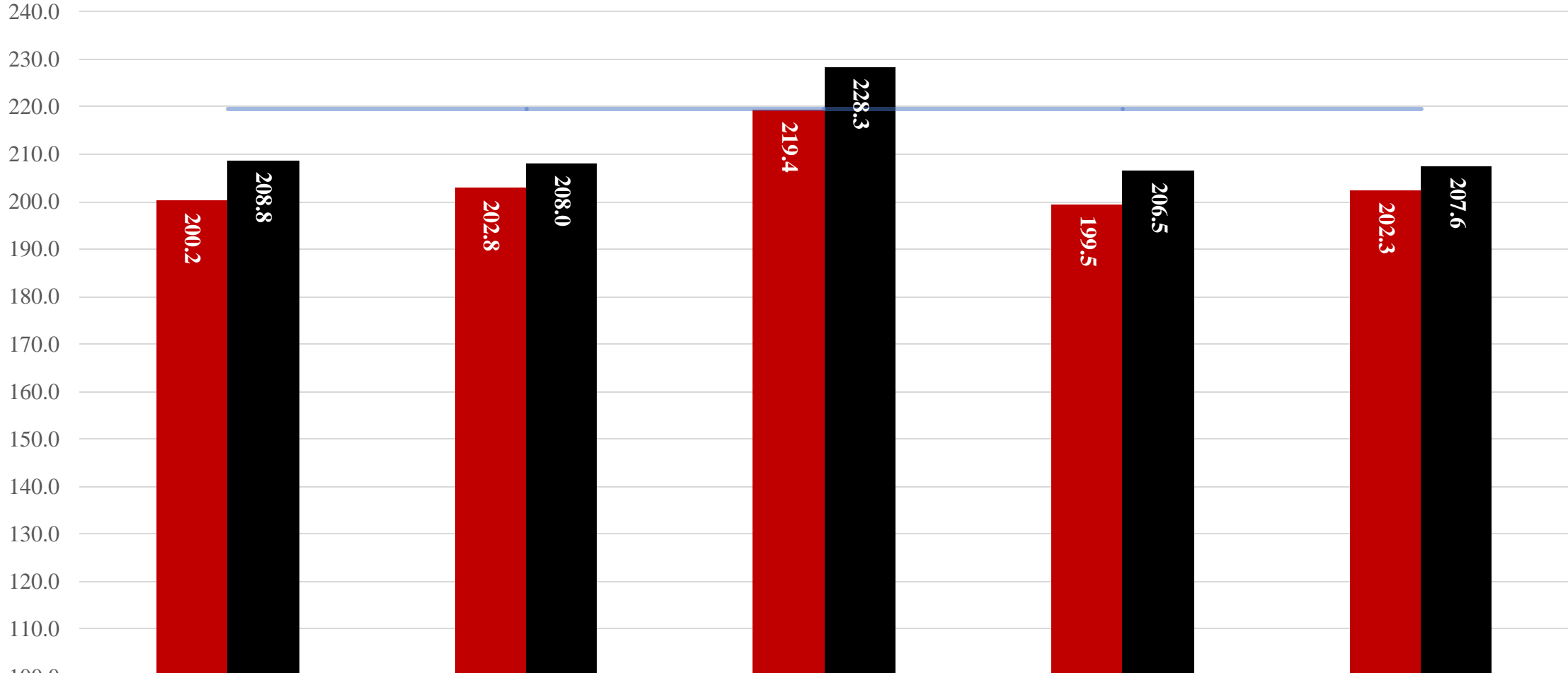
	Cowherd	Magnet	Simmons	Waldo
Fall 2024-2025	209.1	225.2	207.7	205.9
Winter 2024-2025	216.5	230.0	212.8	209.0
Winter Nat'l Norms	220.5	220.5	220.5	220.5

### Math Fall to Winter 6th to 8th Grade



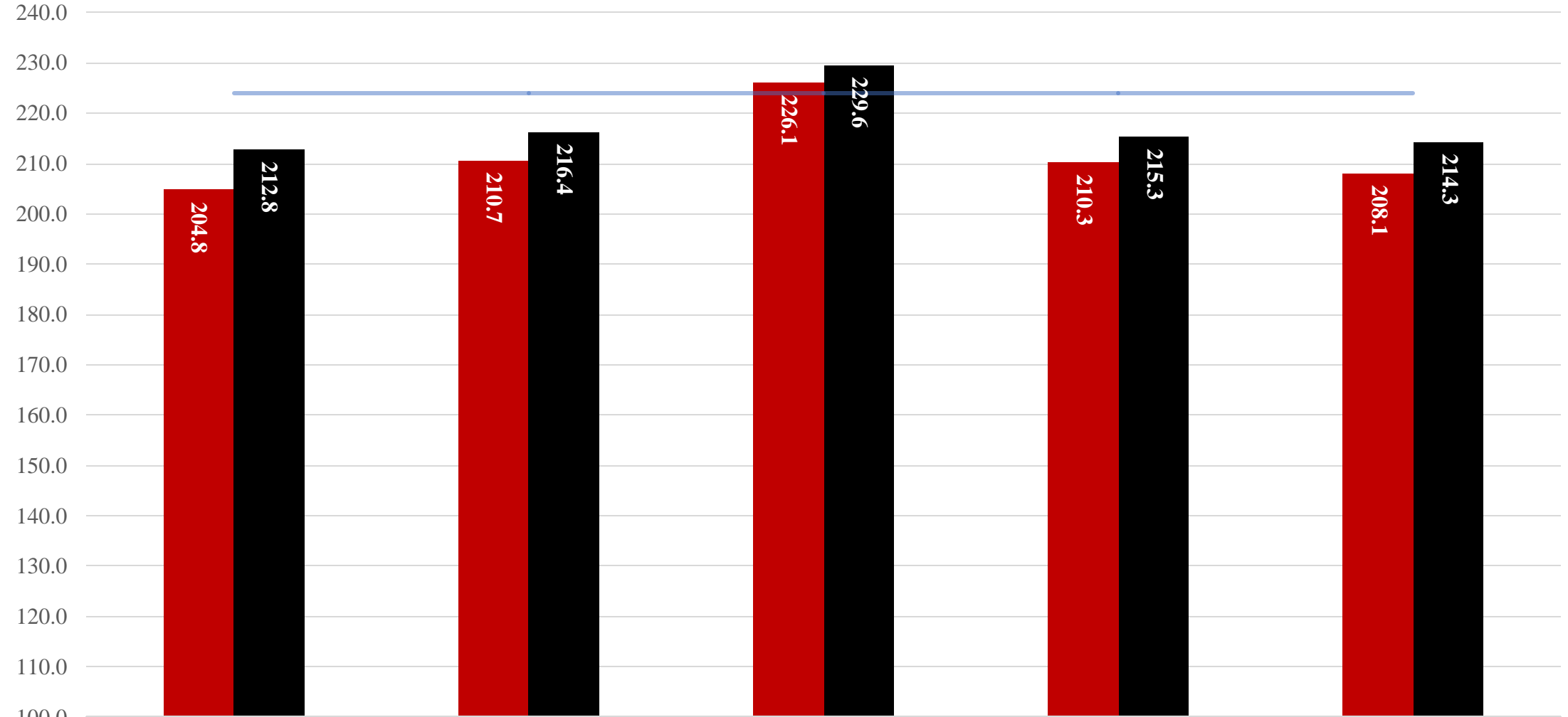
	6th grade	7th grade	8th grade
■ Fall 2024-2025	202.3	210.0	214.2
■ Winter 2024-2025	209.6	216.0	222.5
● Winter Nat'l Norm	219.6	224.0	228.1




## Math Fall to Winter 6th Grade



	Cowherd	Cowherd Dual	Magnet	Simmons	Waldo
Fall 2024-2025	200.2	202.8	219.4	199.5	202.3
Winter 2024-2025	208.8	208.0	228.3	206.5	207.6
Winter Nat'l Norms	219.6	219.6	219.6	219.6	219.6

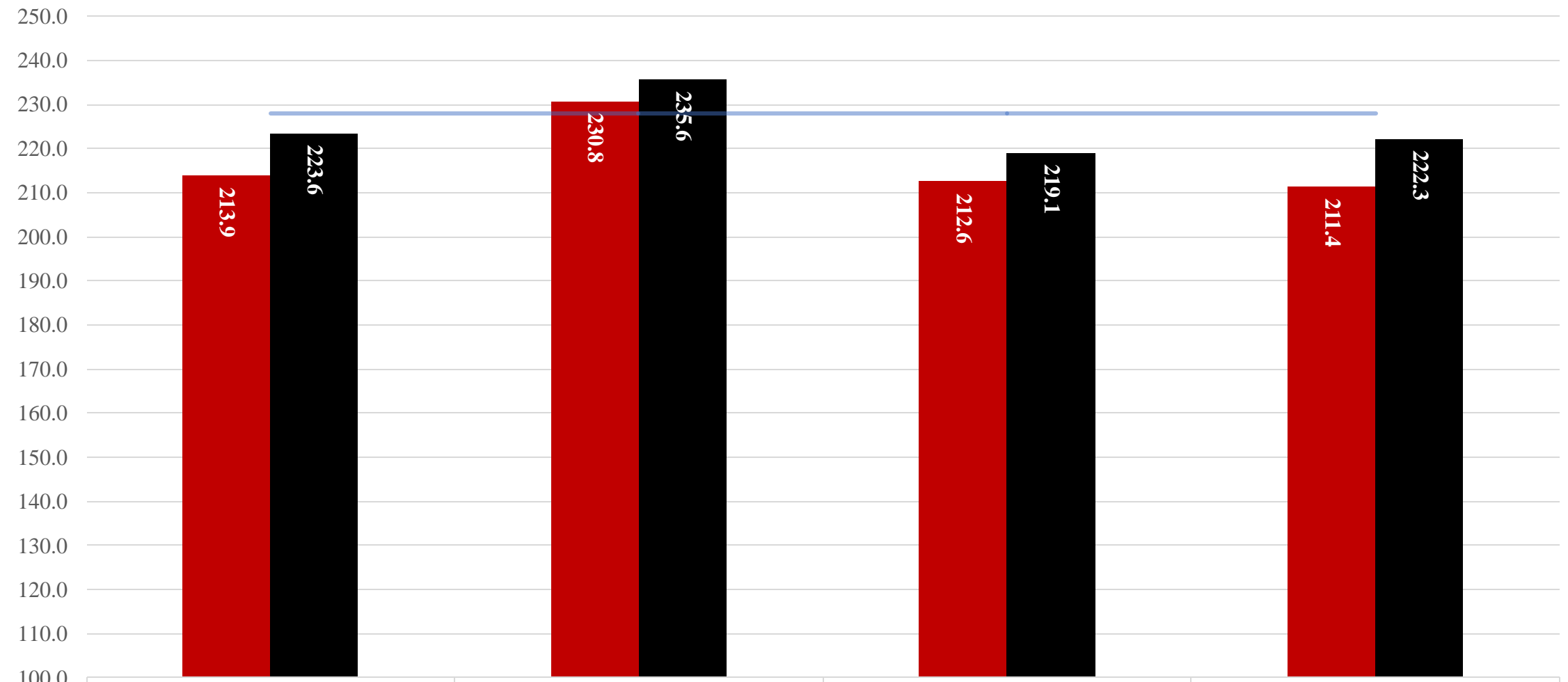
## Math Fall to Winter 7th Grade



 Fall 2024-2025	204.8	210.7	226.1	210.3	208.1
 Winter 2024-2025	212.8	216.4	229.6	215.3	214.3
 Winter Nat'l Norms	224.0	224.0	224.0	224.0	224.0



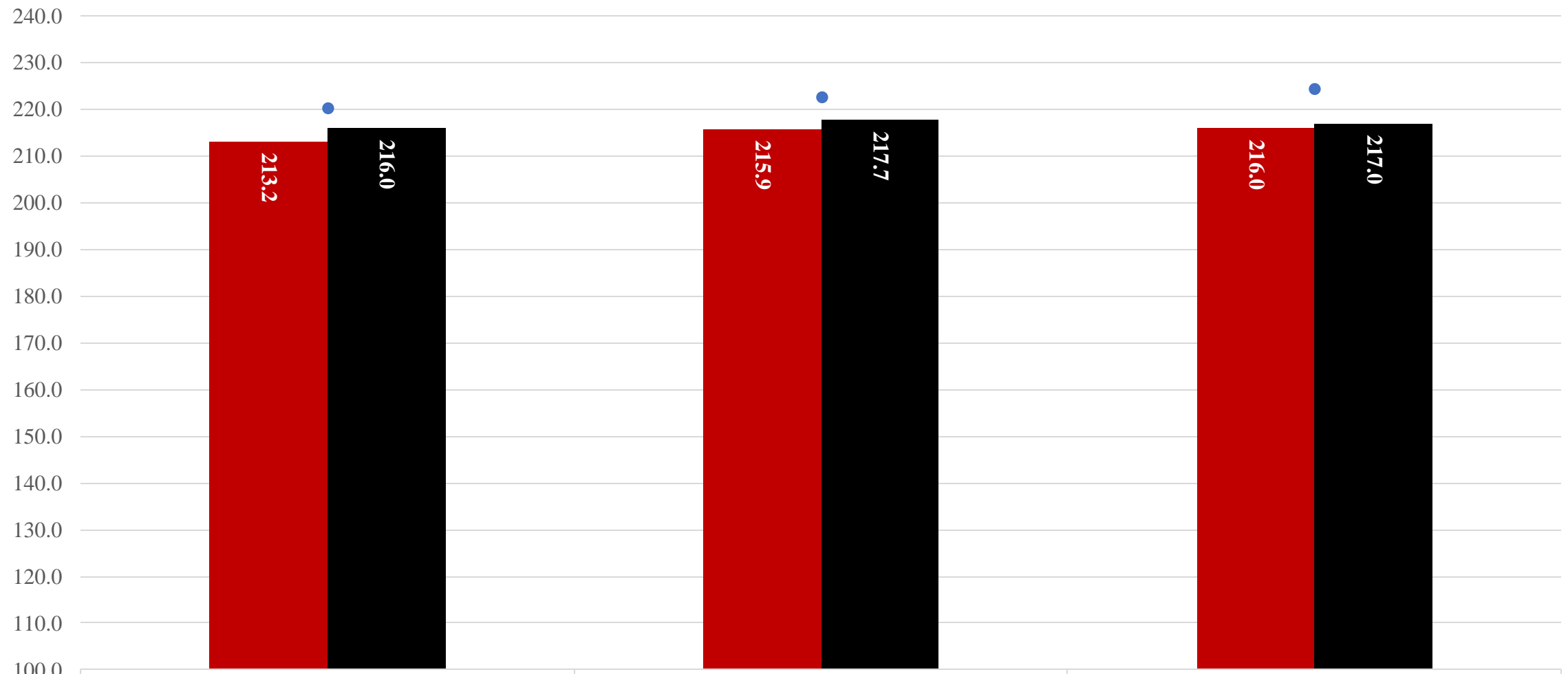
### Math Fall to Winter 8th Grade



█ Fall 2024-2025  
█ Winter 2024-2025  
— Winter Nat'l Norms

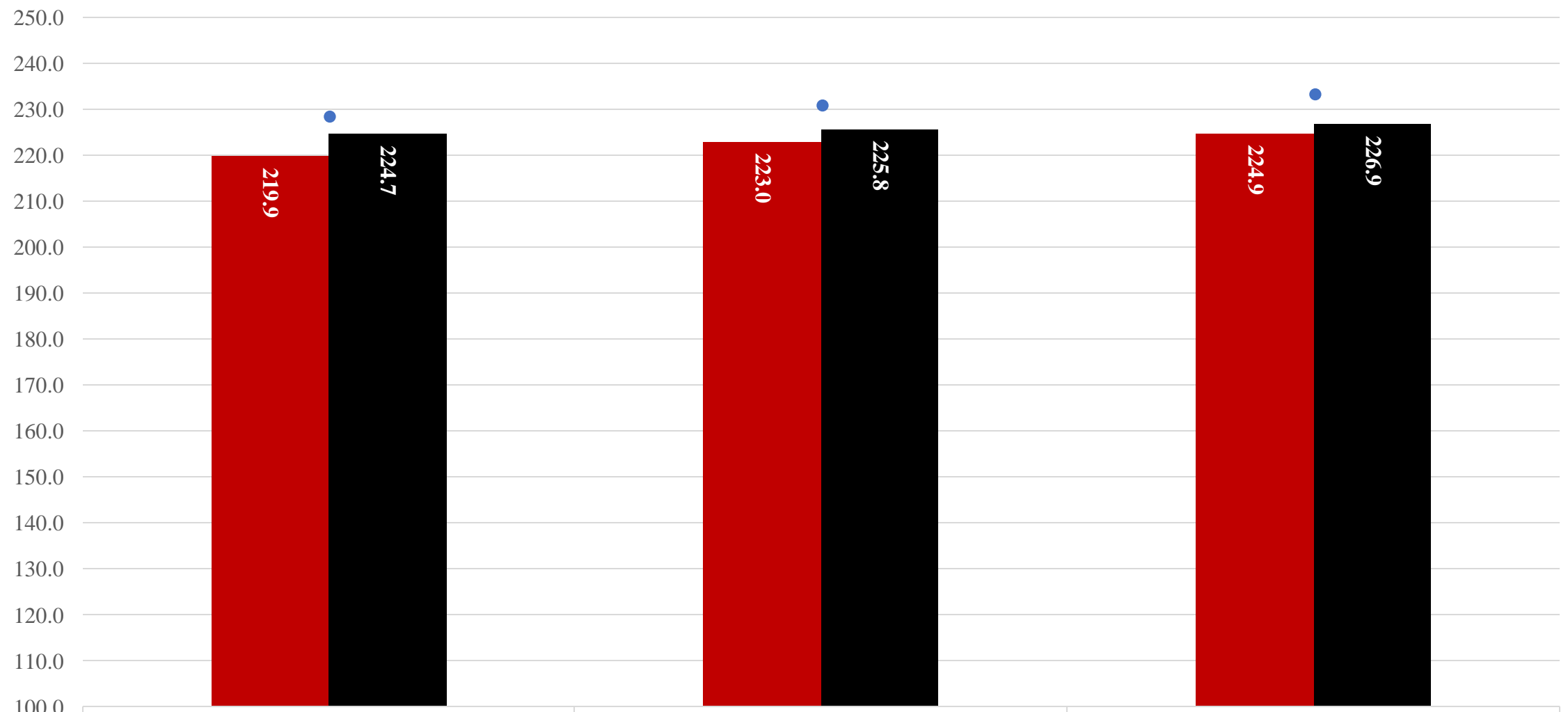
	Cowherd	Magnet	Simmons	Waldo
Fall 2024-2025	213.9	230.8	212.6	211.4
Winter 2024-2025	223.6	235.6	219.1	222.3
Winter Nat'l Norms	228.1	228.1	228.1	228.1

## Reading Fall to Winter EAHS



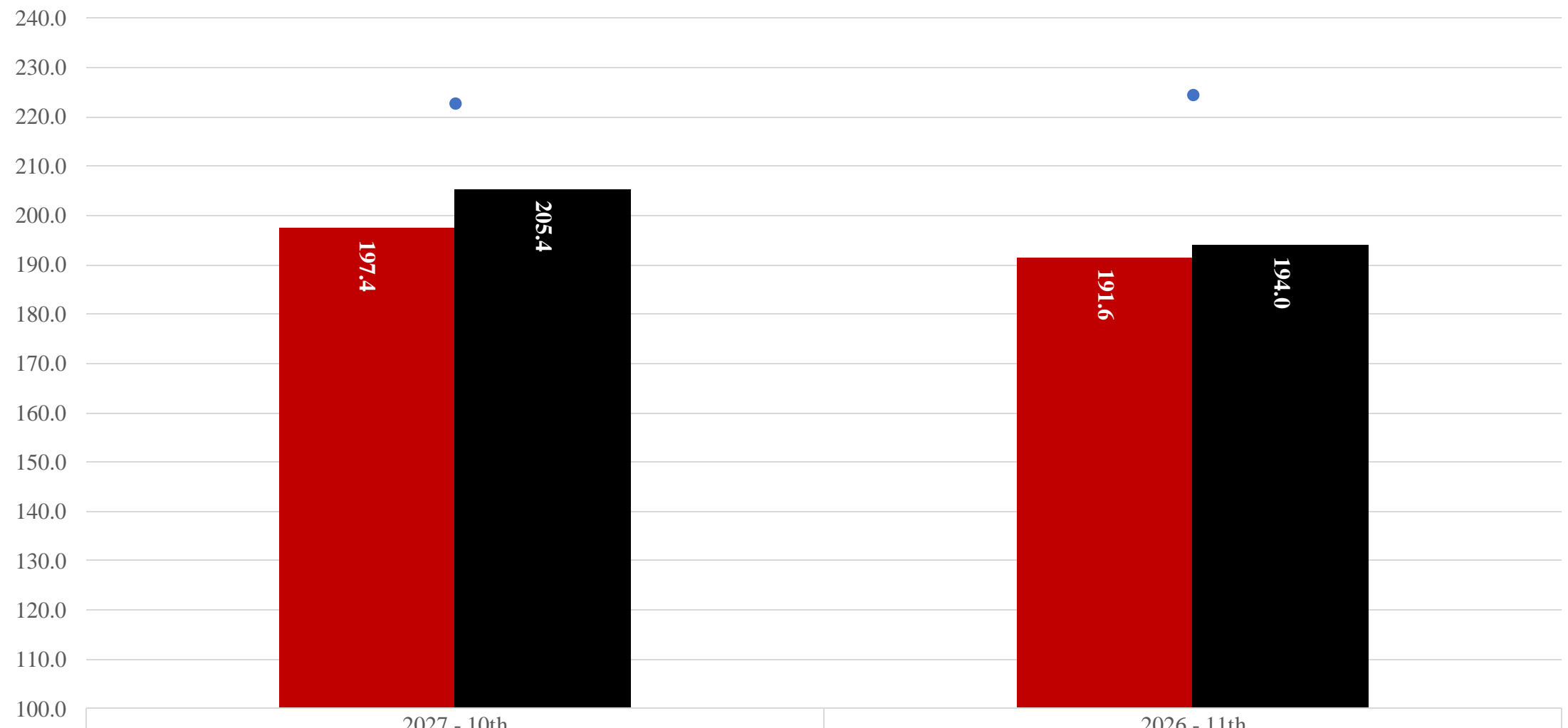
- Fall 2024-2025
- Winter 2024-2025
- Winter Nat'l Norm

### Math Fall to Winter Cohort EAHS



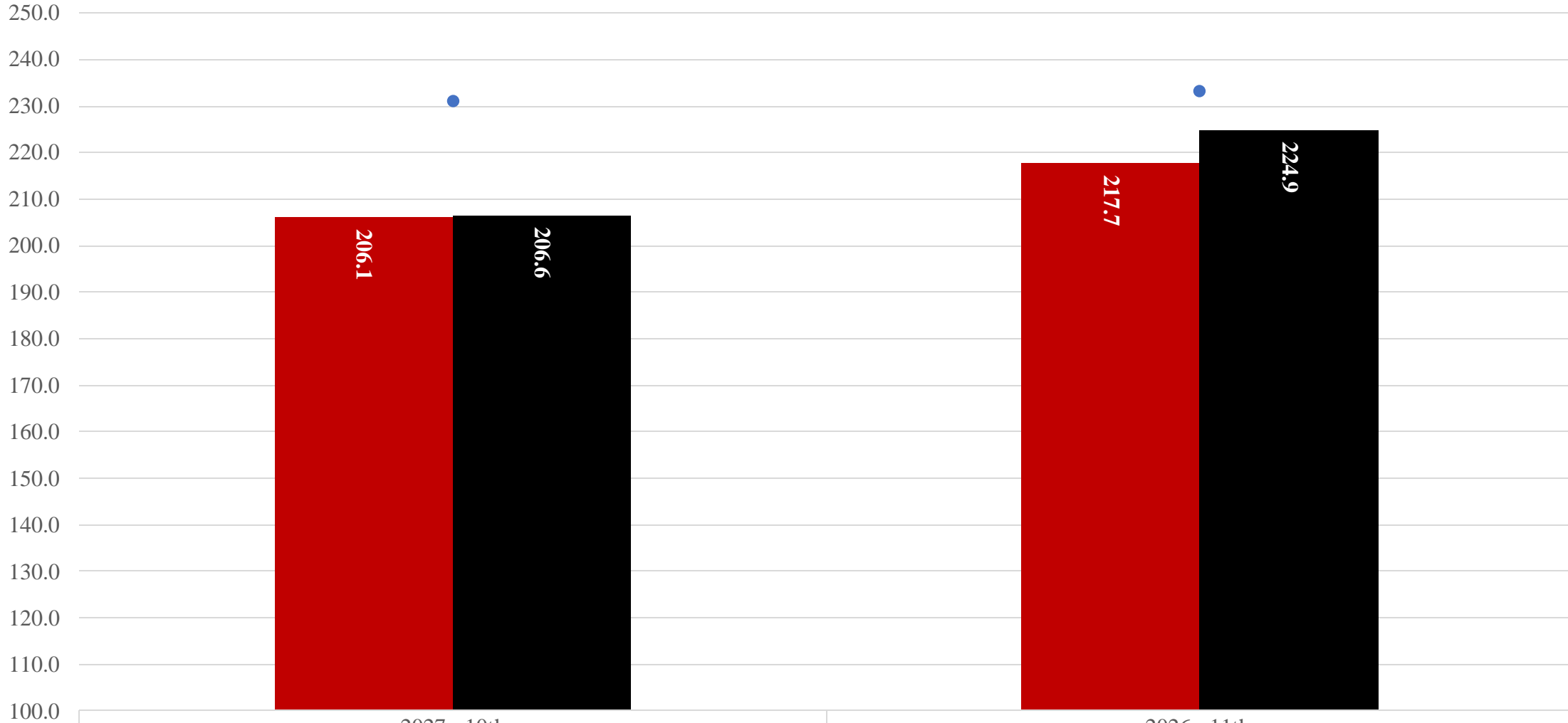
■ Fall 2024-2025	2028 - 9th	219.9	2027 - 10th	223.0	2026 - 11th	224.9
■ Winter 2024-2025	224.7	225.8	226.9			
● Winter Nat'l Norm	228.7	231.2	233.5			

## Reading Fall to Winter EAEC



■ Fall 2024-2025	197.4	191.6
■ Winter 2024-2025	205.4	194.0
● Winter Nat'l Norm	222.9	224.6

# Math Fall to Winter EAEC



- Fall 2024-2025
- Winter 2024-2025
- Winter Nat'l Norm

	2027 - 10th	2026 - 11th
Fall 2024-2025	206.1	217.7
Winter 2024-2025	206.6	224.9
Winter Nat'l Norm	231.2	233.5

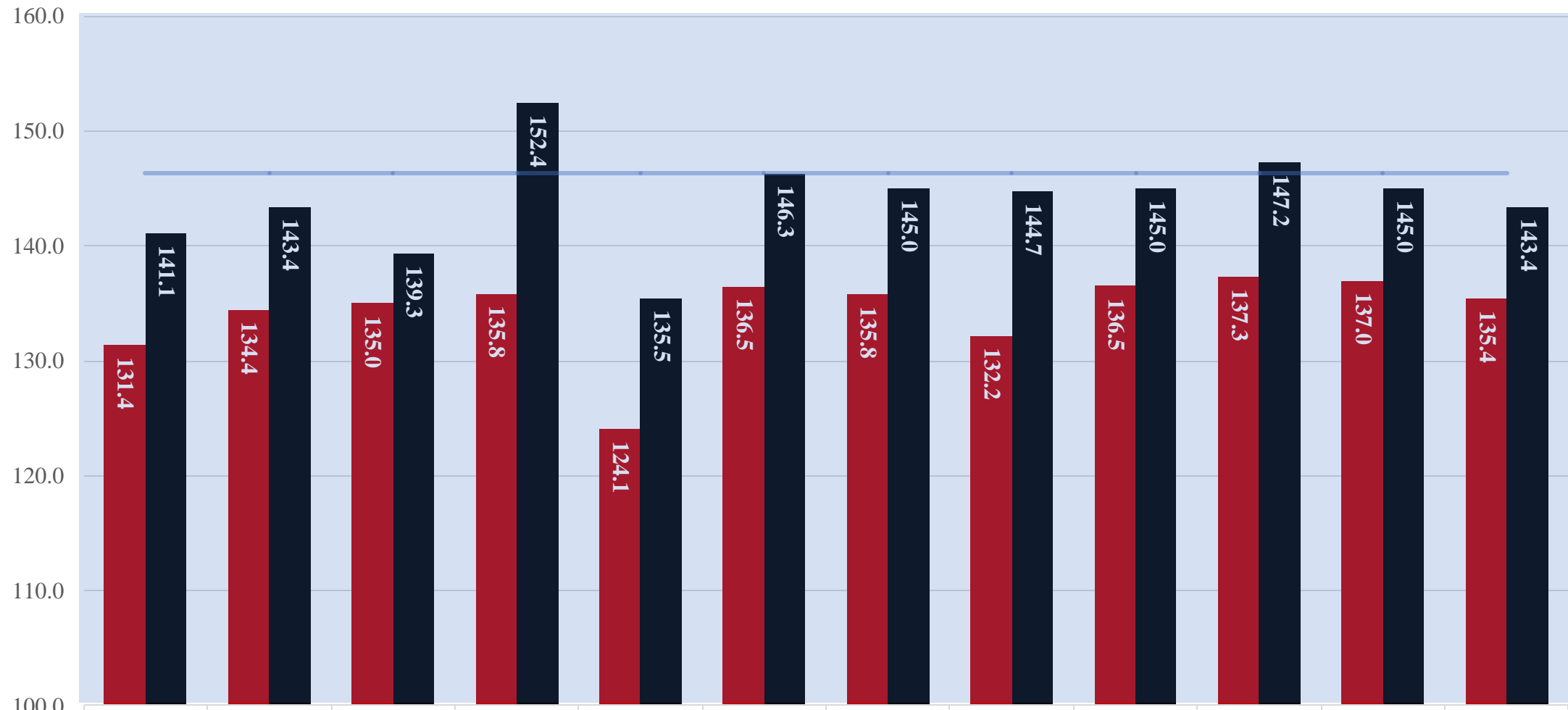


# Elementary MAP Growth by Building\*

English Reading, Spanish Reading, and Math

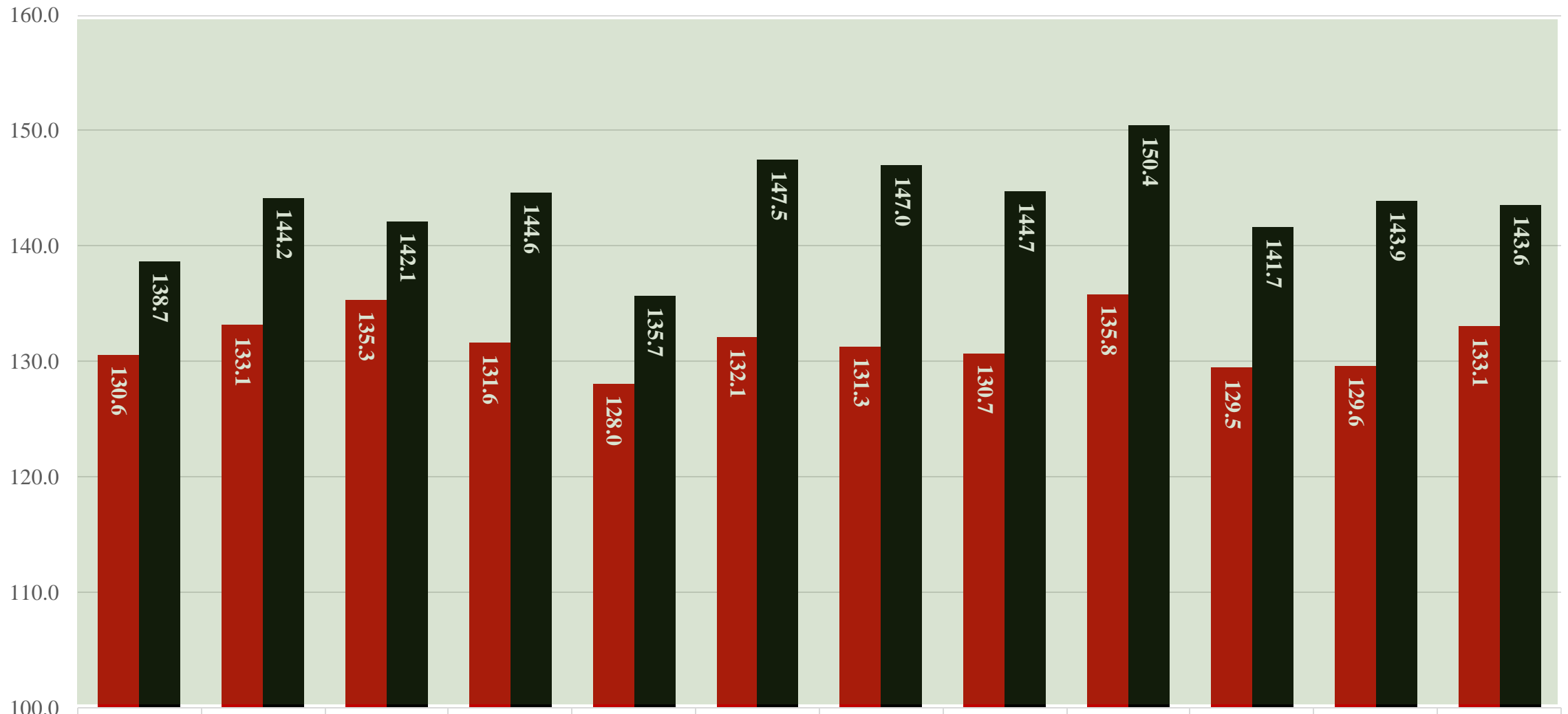
\*If fewer than 5 students are represented the data has been suppressed.  
Students with test scores in both fall and winter.

## Reading English Fall to Winter Kinder – English and Other Dominant



<span style="color: red;">■</span> Fall 2024-2025	131.4	134.4	135.0	135.8	124.1	136.5	135.8	132.2	136.5	137.3	137.0	135.4
<span style="color: black;">■</span> Winter 2024-2025	141.1	143.4	139.3	152.4	135.5	146.3	145.0	144.7	145.0	147.2	145.0	143.4
<span style="color: blue;">—</span> Winter Nat'l Norm	146.3	146.3	146.3	146.3	146.3	146.3	146.3	146.3	146.3	146.3	146.3	146.3

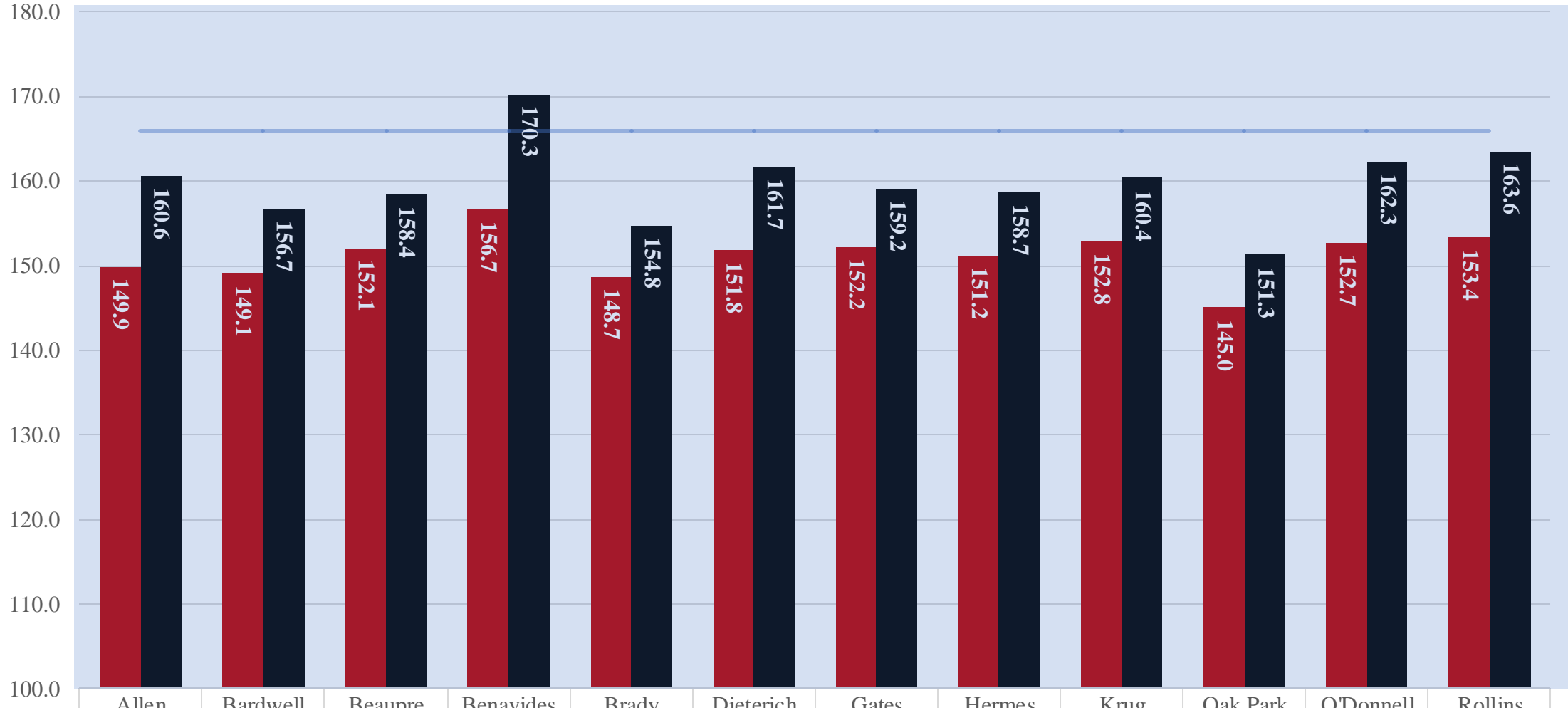
## Reading Spanish Fall to Winter Kinder - Spanish Dominant



■ Fall 2024-2025	130.6	133.1	135.3	131.6	128.0	132.1	131.3	130.7	135.8	129.5	129.6	133.1
■ Winter 2024-2025	138.7	144.2	142.1	144.6	135.7	147.5	147.0	144.7	150.4	141.7	143.9	143.6

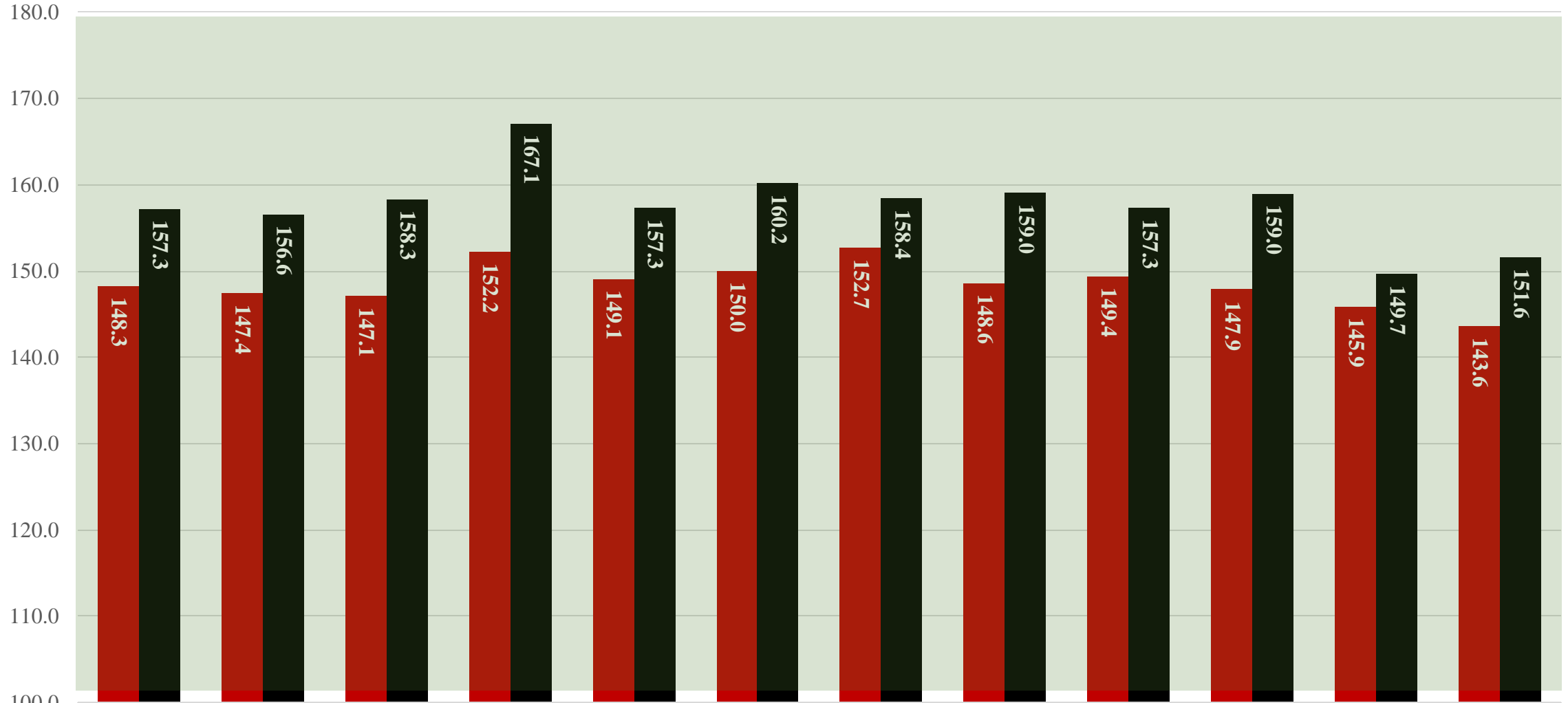


## Reading English Fall to Winter First Grade – English and Other Dominant



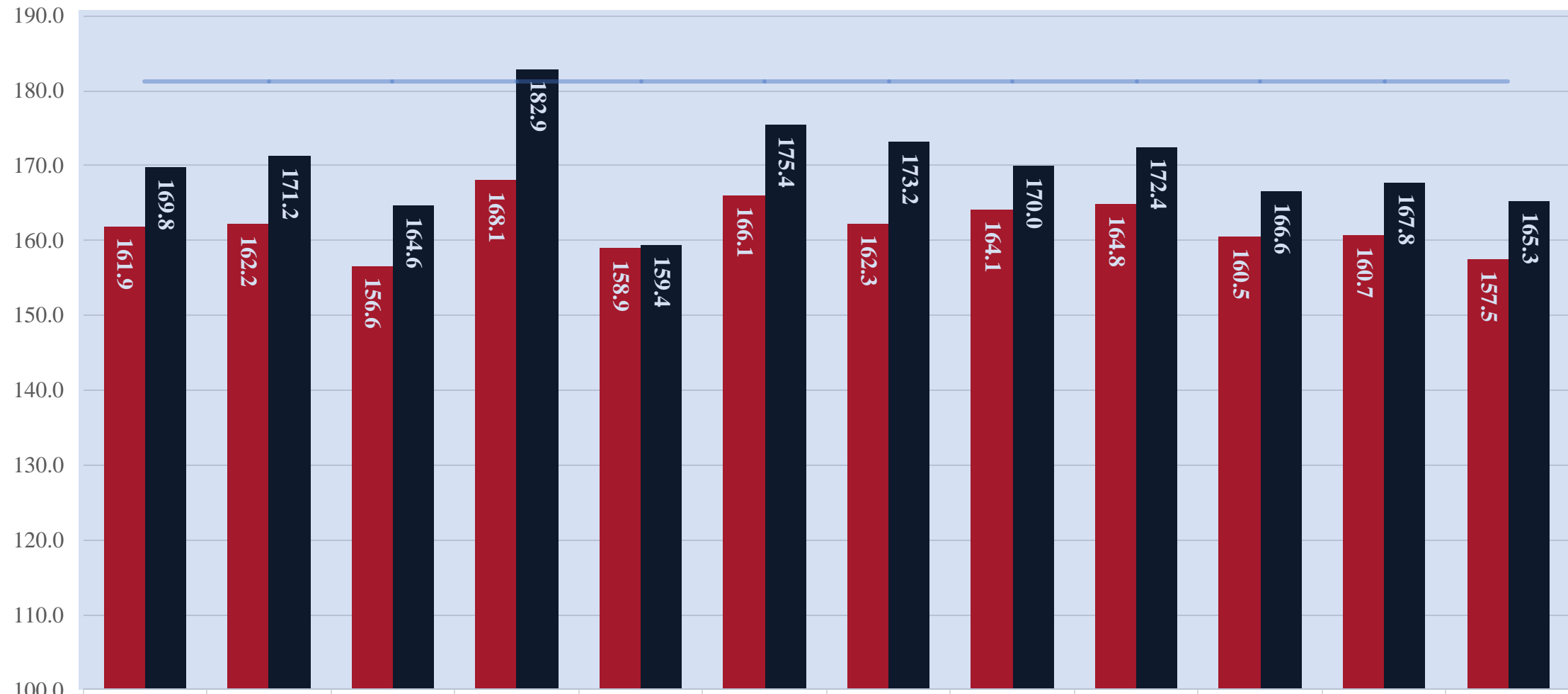
<span style="color: red;">■</span> Fall 2024-2025	149.9	149.1	152.1	156.7	148.7	151.8	152.2	151.2	152.8	145.0	152.7	153.4
<span style="color: black;">■</span> Winter 2024-2025	160.6	156.7	158.4	170.3	154.8	161.7	159.2	158.7	160.4	151.3	162.3	163.6
<span style="color: blue;">—</span> Winter Nat'l Norm	165.9	165.9	165.9	165.9	165.9	165.9	165.9	165.9	165.9	165.9	165.9	165.9

## Reading Spanish Fall to Winter First Grade - Spanish Dominant



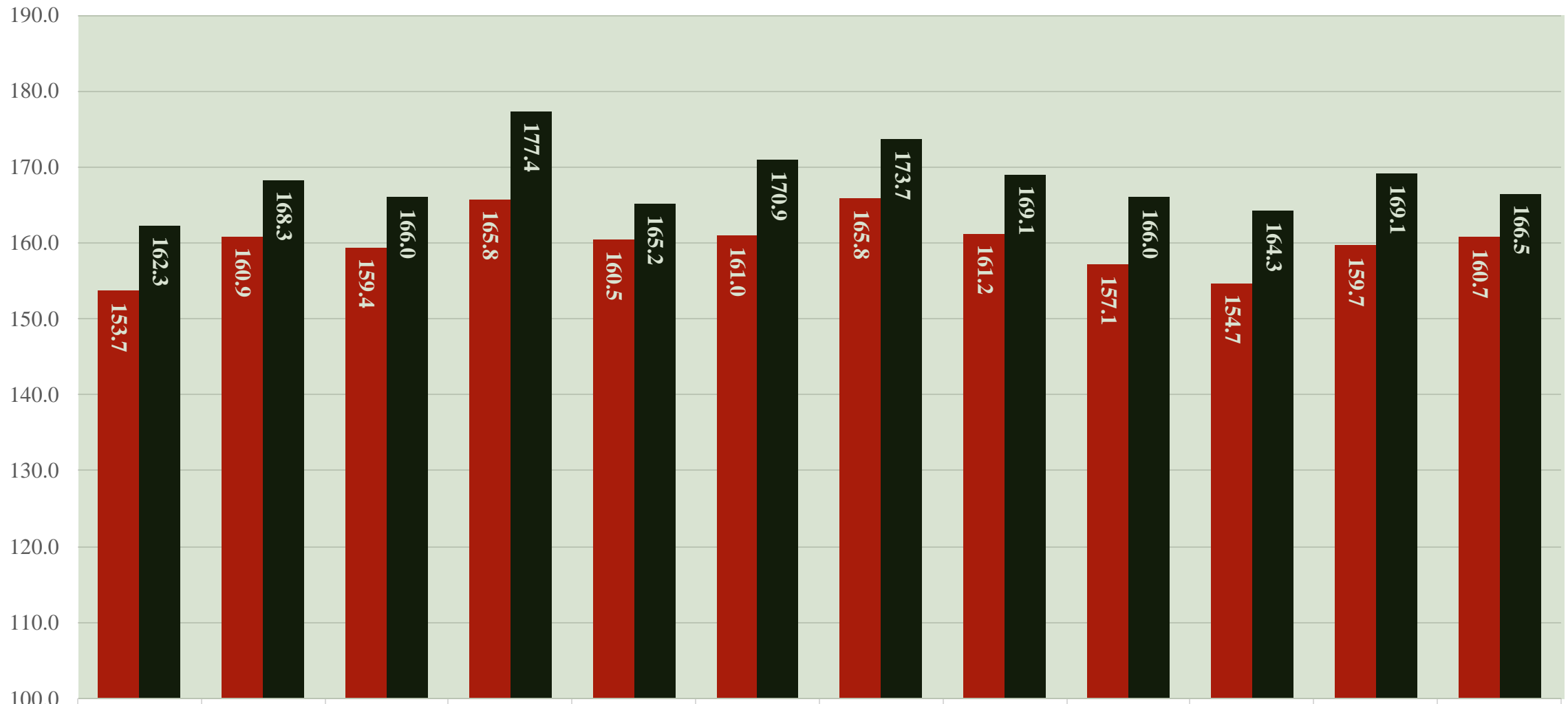
■ Fall 2024-2025	Allen	Bardwell	Beaupre	Benavides	Brady	Dieterich	Gates	Hermes	Krug	Oak Park	O'Donnell	Rollins
■ Winter 2024-2025	148.3	147.4	147.1	152.2	149.1	150.0	152.7	148.6	149.4	147.9	145.9	143.6
	157.3	156.6	158.3	167.1	157.3	160.2	158.4	159.0	157.3	159.0	149.7	151.6

## Reading English Fall to Winter Second Grade – English and Other Dominant



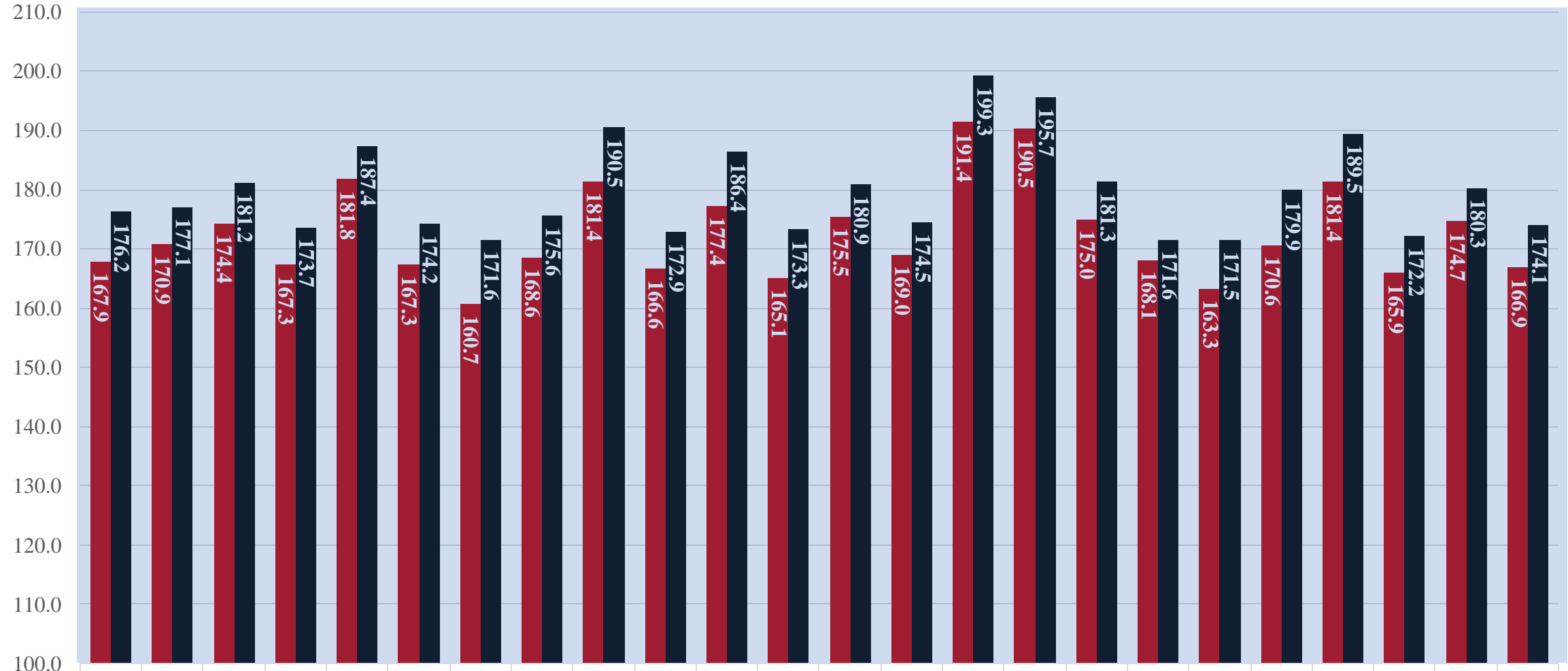
<span style="color: red;">█</span> Fall 2024-2025	161.9	162.2	156.6	168.1	158.9	166.1	162.3	164.1	164.8	160.5	160.7	157.5
<span style="color: black;">█</span> Winter 2024-2025	169.8	171.2	164.6	182.9	159.4	175.4	173.2	170.0	172.4	166.6	167.8	165.3
<span style="color: blue;">—</span> Winter Nat'l Norm	181.2	181.2	181.2	181.2	181.2	181.2	181.2	181.2	181.2	181.2	181.2	181.2

## Reading Spanish Fall to Winter Second Grade - Spanish Dominant



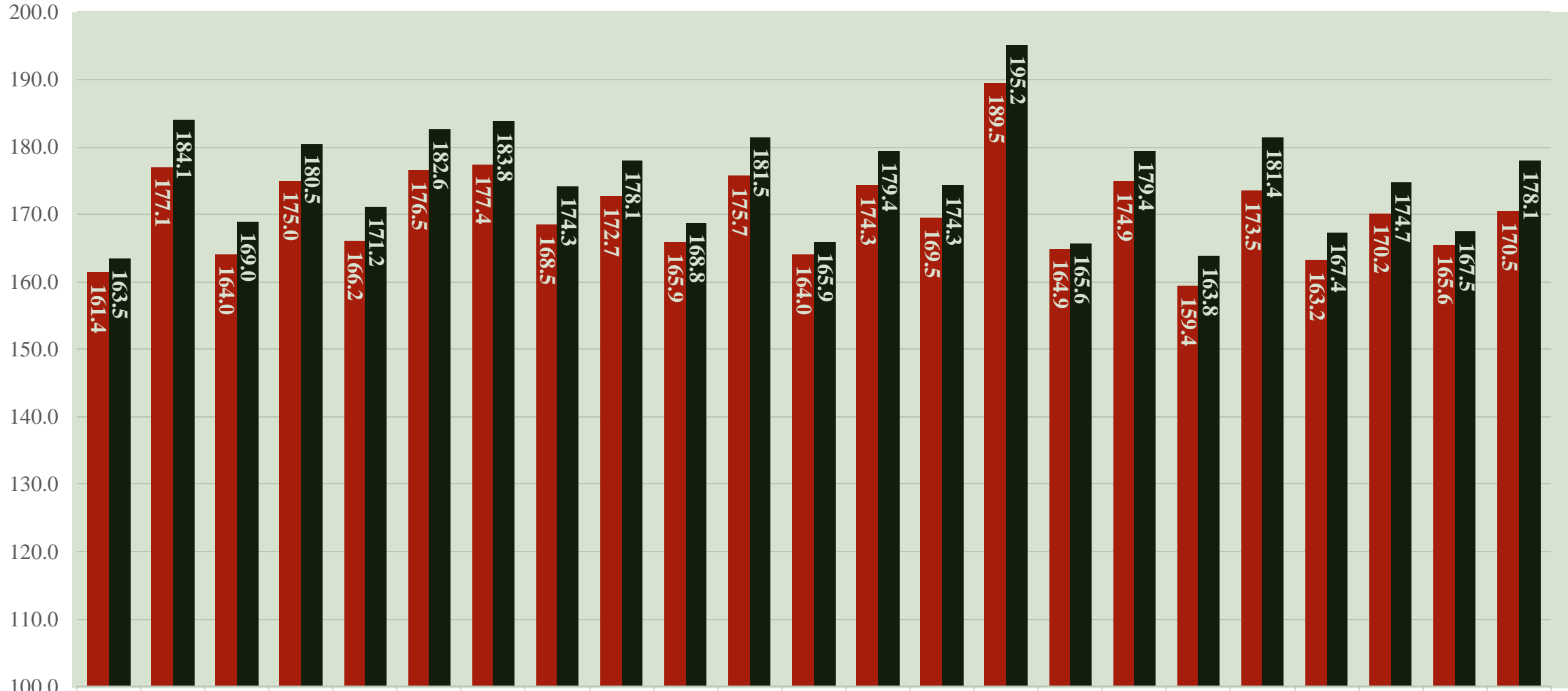
■ Fall 2024-2025	153.7	160.9	159.4	165.8	160.5	161.0	165.8	161.2	157.1	154.7	159.7	160.7
■ Winter 2024-2025	162.3	168.3	166.0	177.4	165.2	170.9	173.7	169.1	166.0	164.3	169.1	166.5

### Reading English Fall to Winter 3rd Grade with Dominant Language



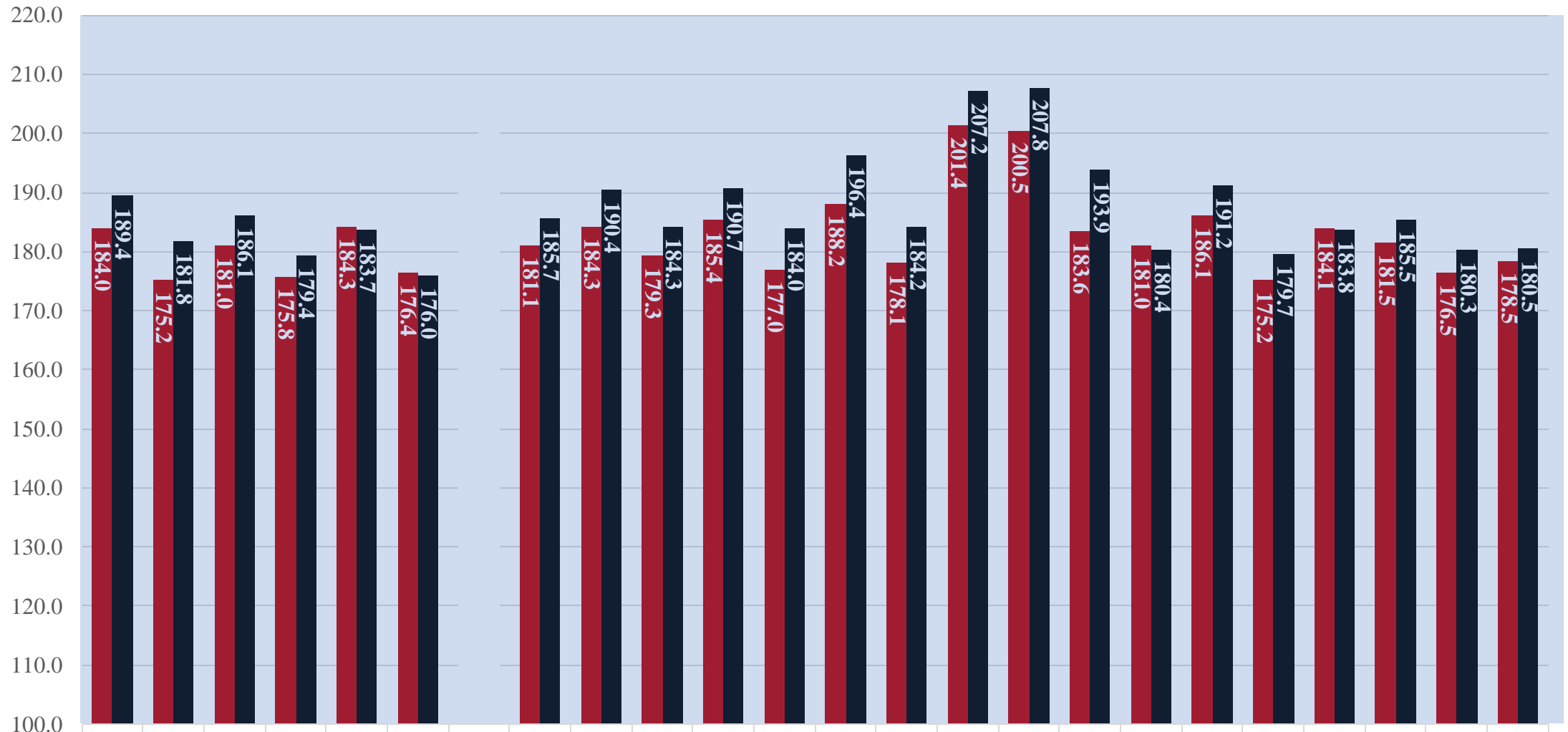
	Eng	Span	Eng	Span	Eng	Span	Eng	Span	Eng	Span	Eng	Span	Eng	Span	Eng	Span	Eng	Span	Eng	Span	Eng	Span		
	Allen	Bardwell	Beaupre	Brady	Dieterich	Gates	Hermes	Johnson	Krug	Oak Park	O'Donnell	Rollins												
■ Fall 2024-2025	167.9	170.9	174.4	167.3	181.8	167.3	160.7	168.6	181.4	166.6	177.4	165.1	175.5	169.0	191.4	190.5	175.0	168.1	163.3	170.6	181.4	165.9	174.7	166.9
■ Winter 2024-2025	176.2	177.1	181.2	173.7	187.4	174.2	171.6	175.6	190.5	172.9	186.4	173.3	180.9	174.5	199.3	195.7	181.3	171.6	171.5	179.9	189.5	172.2	180.3	174.1

# Reading Spanish Fall to Winter 3rd Grade with Dominant Language



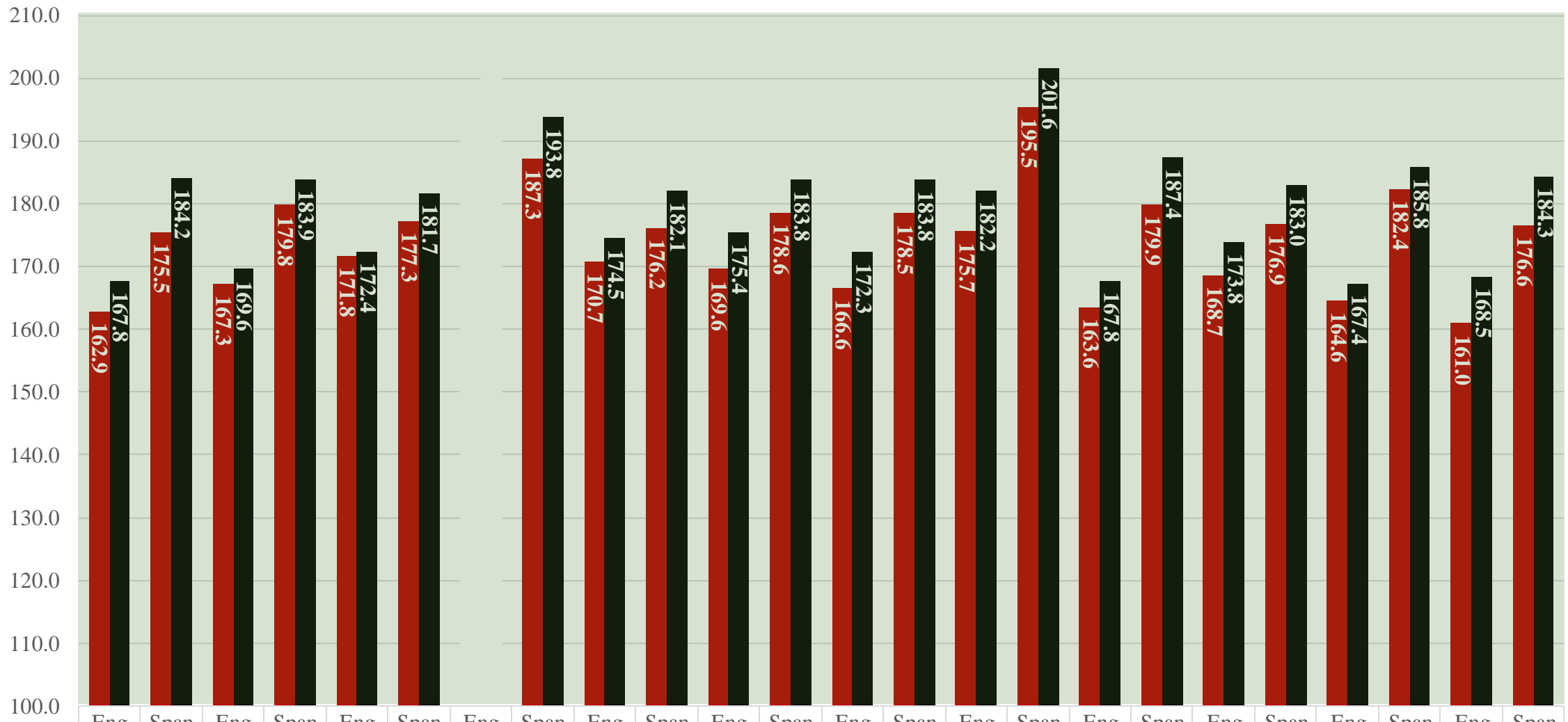
■ Fall 2024-2025	161.4	177.1	164.0	175.0	166.2	176.5	177.4	168.5	172.7	165.9	175.7	164.0	174.3	169.5	189.5	164.9	174.9	159.4	173.5	163.2	170.2	165.6	170.5
■ Winter 2024-2025	163.5	184.1	169.0	180.5	171.2	182.6	183.8	174.3	178.1	168.8	181.5	165.9	179.4	174.3	195.2	165.6	179.4	163.8	181.4	167.4	174.7	167.5	178.1

Reading English Fall to Winter  
4th Grade with Dominant Language



■ Fall 2024-2025	184.0	175.2	181.0	175.8	184.3	176.4		181.1	184.3	179.3	185.4	177.0	188.2	178.1	201.4	200.5	183.6	181.0	186.1	175.2	184.1	181.5	176.5	178.5
■ Winter 2024-2025	189.4	181.8	186.1	179.4	183.7	176.0		185.7	190.4	184.3	190.7	184.0	196.4	184.2	207.2	207.8	193.9	180.4	191.2	179.7	183.8	185.5	180.3	180.5

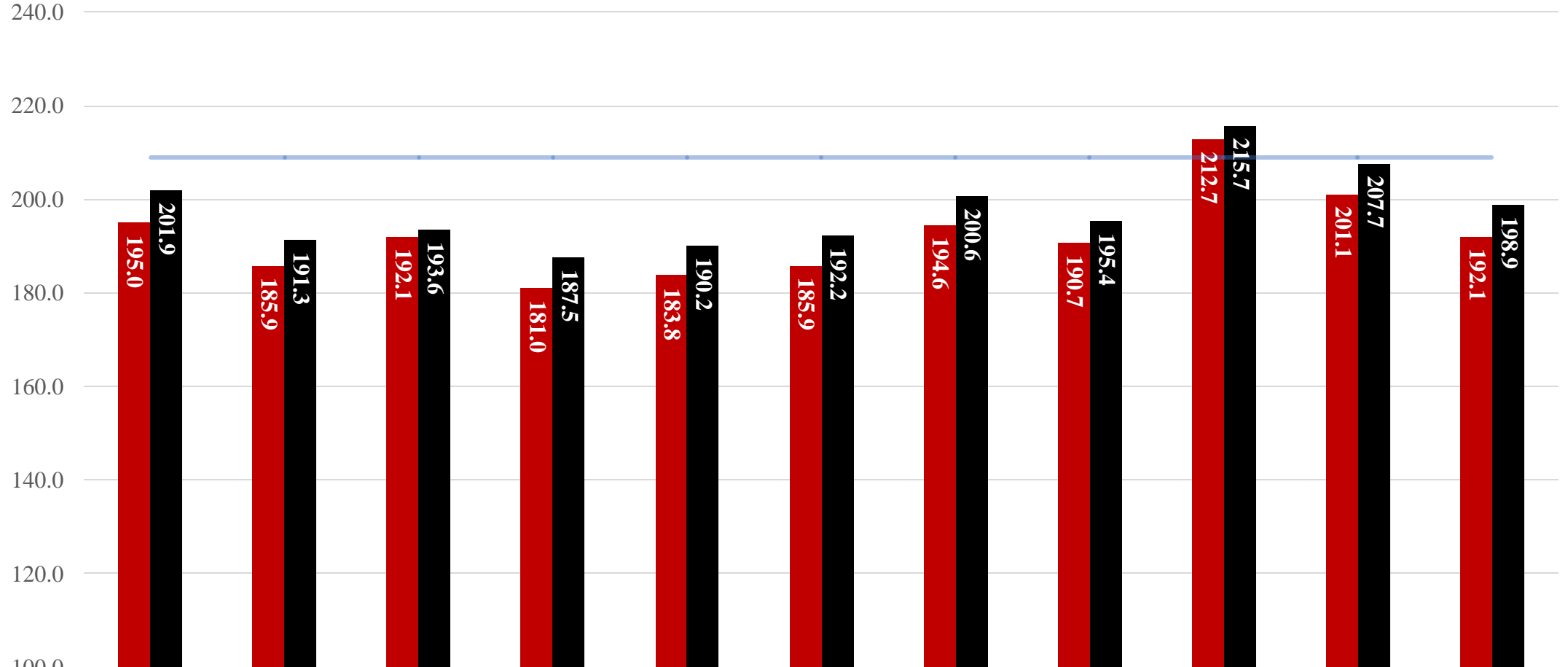
## Reading Spanish Fall to Winter 4th Grade with Dominant Language



■ Fall 2024-2025	162.9	175.5	167.3	179.8	171.8	177.3		187.3	170.7	176.2	169.6	178.6	166.6	178.5	175.7	195.5	163.6	179.9	168.7	176.9	164.6	182.4	161.0	176.6
■ Winter 2024-2025	167.8	184.2	169.6	183.9	172.4	181.7		193.8	174.5	182.1	175.4	183.8	172.3	183.8	182.2	201.6	167.8	187.4	173.8	183.0	167.4	185.8	168.5	184.3



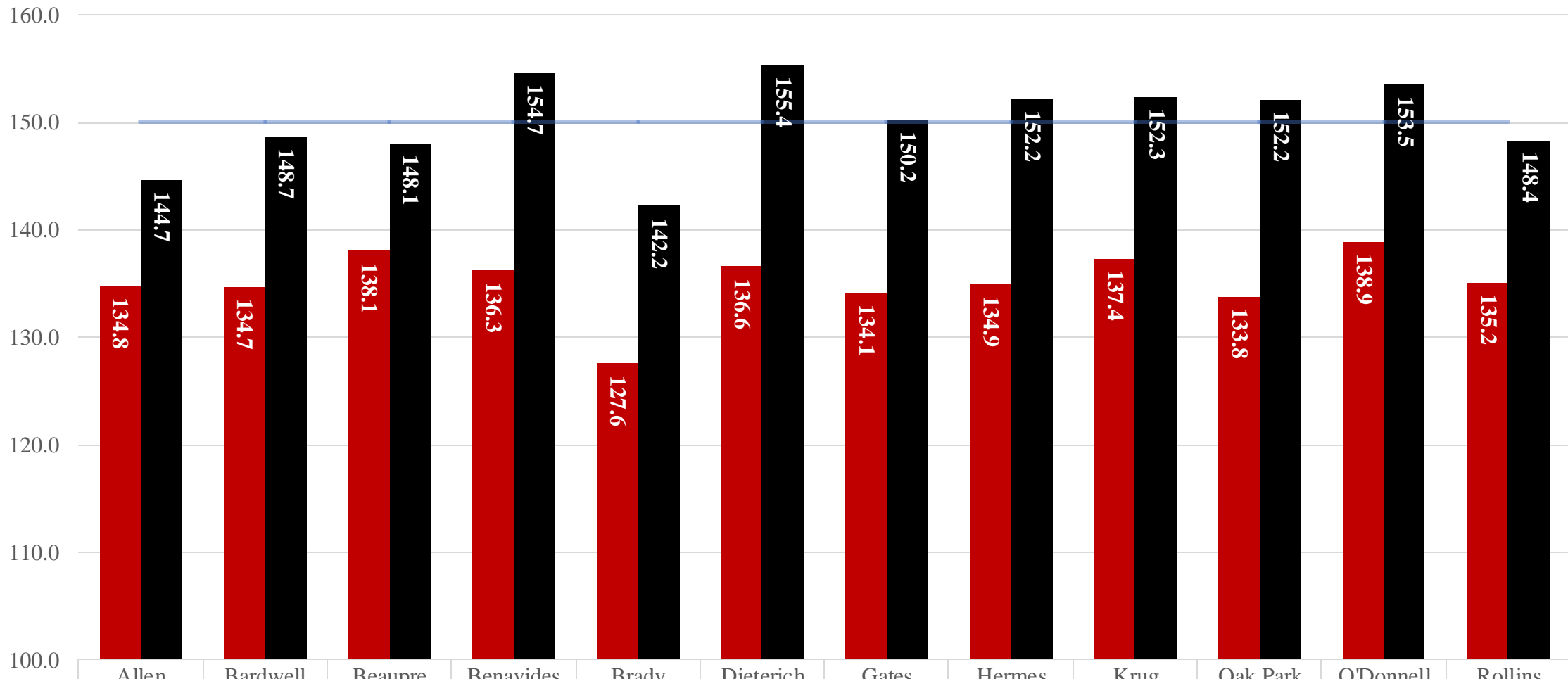
## Reading Fall to Winter Fifth Grade



	Allen	Bardwell	Bardwell Dual	Beaupre	Brady	Dieterich	Gates	Hermes	Johnson	Johnson Dual	Krug
Fall 2024-2025	195.0	185.9	192.1	181.0	183.8	185.9	194.6	190.7	212.7	201.1	192.1
Winter 2024-2025	201.9	191.3	193.6	187.5	190.2	192.2	200.6	195.4	215.7	207.7	198.9
Winter Nat'l Norm	209.1	209.1	209.1	209.1	209.1	209.1	209.1	209.1	209.1	209.1	209.1

# Math Fall to Winter Kinder

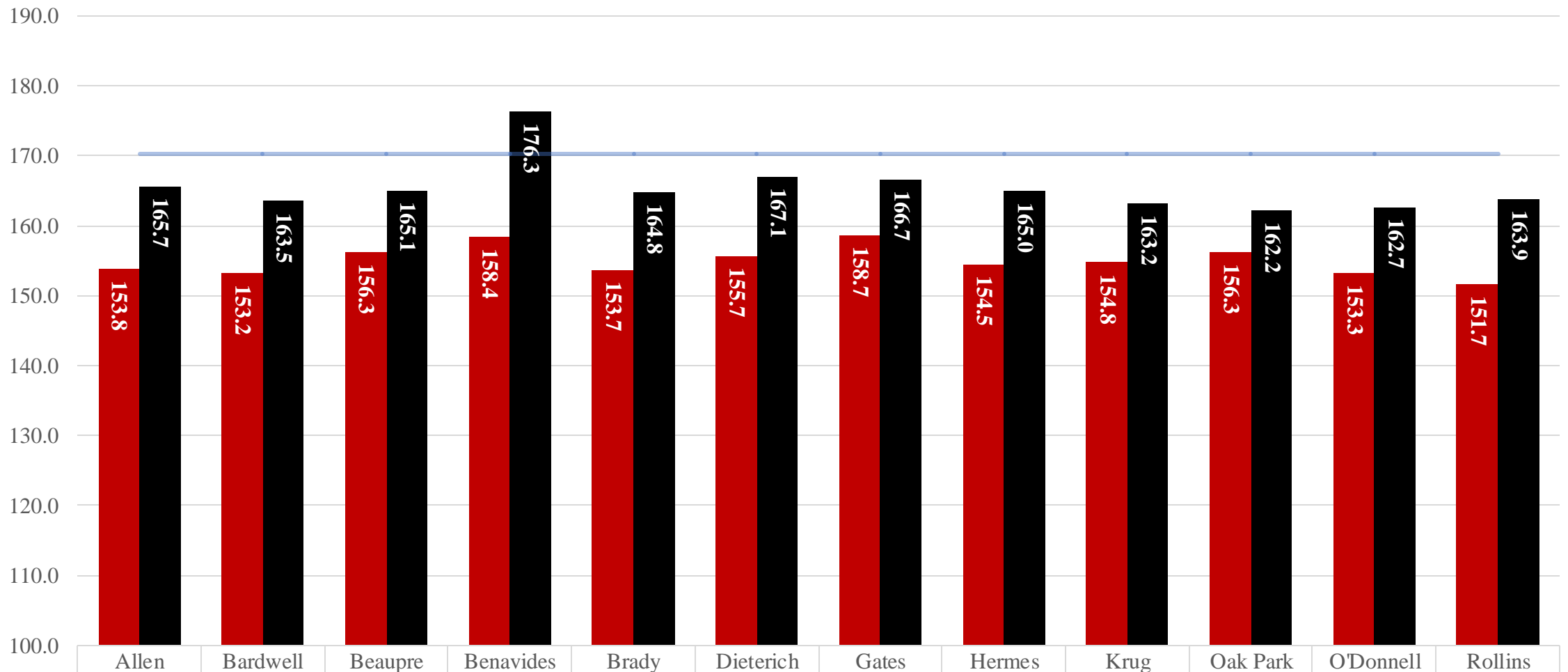
Test Given According to Dominant Language



<span style="color: red;">█</span> Fall 2024-2025	134.8	134.7	138.1	136.3	127.6	136.6	134.1	134.9	137.4	133.8	138.9	135.2
<span style="color: black;">█</span> Winter 2024-2025	144.7	148.7	148.1	154.7	142.2	155.4	150.2	152.2	152.3	152.2	153.5	148.4
<span style="color: blue;">—</span> Winter Nat'l Norm	150.1	150.1	150.1	150.1	150.1	150.1	150.1	150.1	150.1	150.1	150.1	150.1

# Math Fall to Winter First Grade

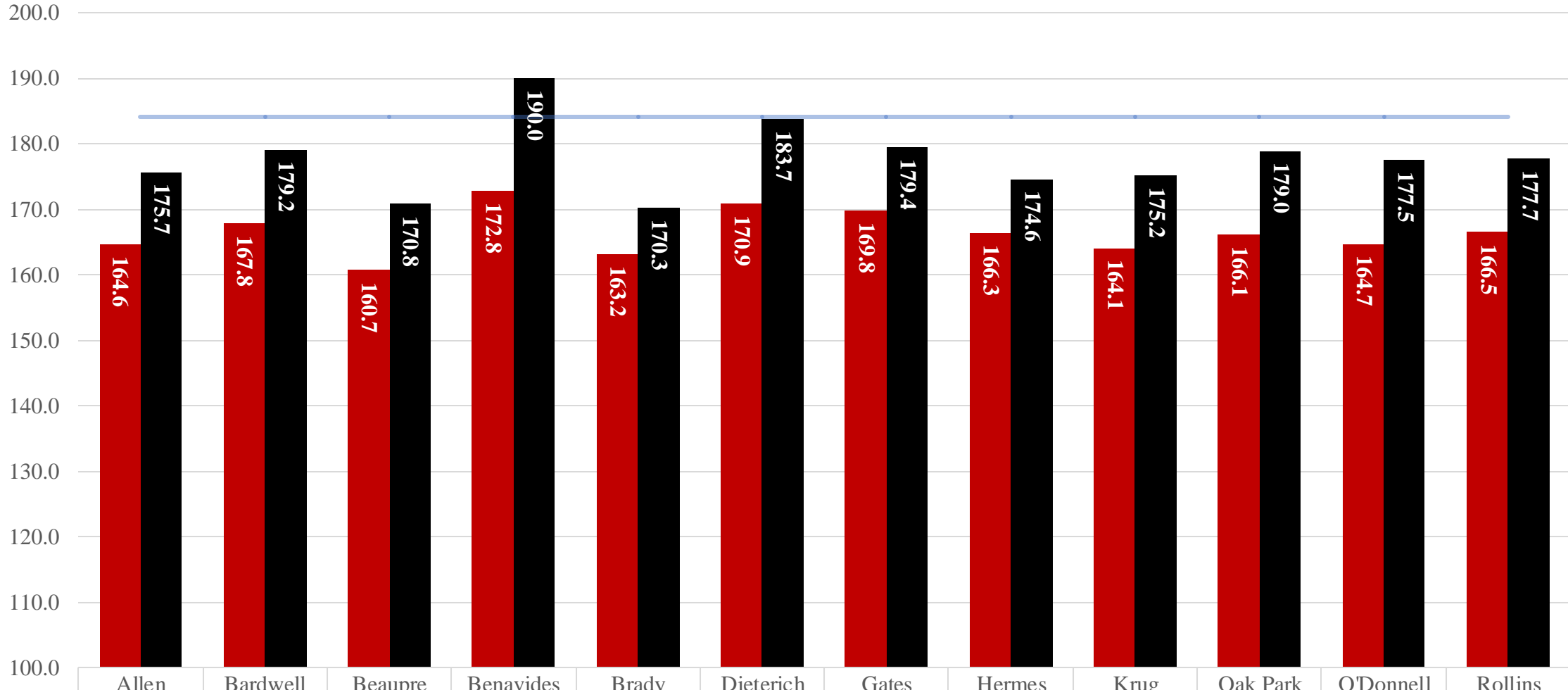
Test Given According to Dominant Language



<span style="color: red;">█</span> Fall 2024-2025	153.8	153.2	156.3	158.4	153.7	155.7	158.7	154.5	154.8	156.3	153.3	151.7
<span style="color: black;">█</span> Winter 2024-2025	165.7	163.5	165.1	176.3	164.8	167.1	166.7	165.0	163.2	162.2	162.7	163.9
<span style="color: blue;">—</span> Winter Nat'l Norm	170.2	170.2	170.2	170.2	170.2	170.2	170.2	170.2	170.2	170.2	170.2	170.2

## Math Fall to Winter Second Grade

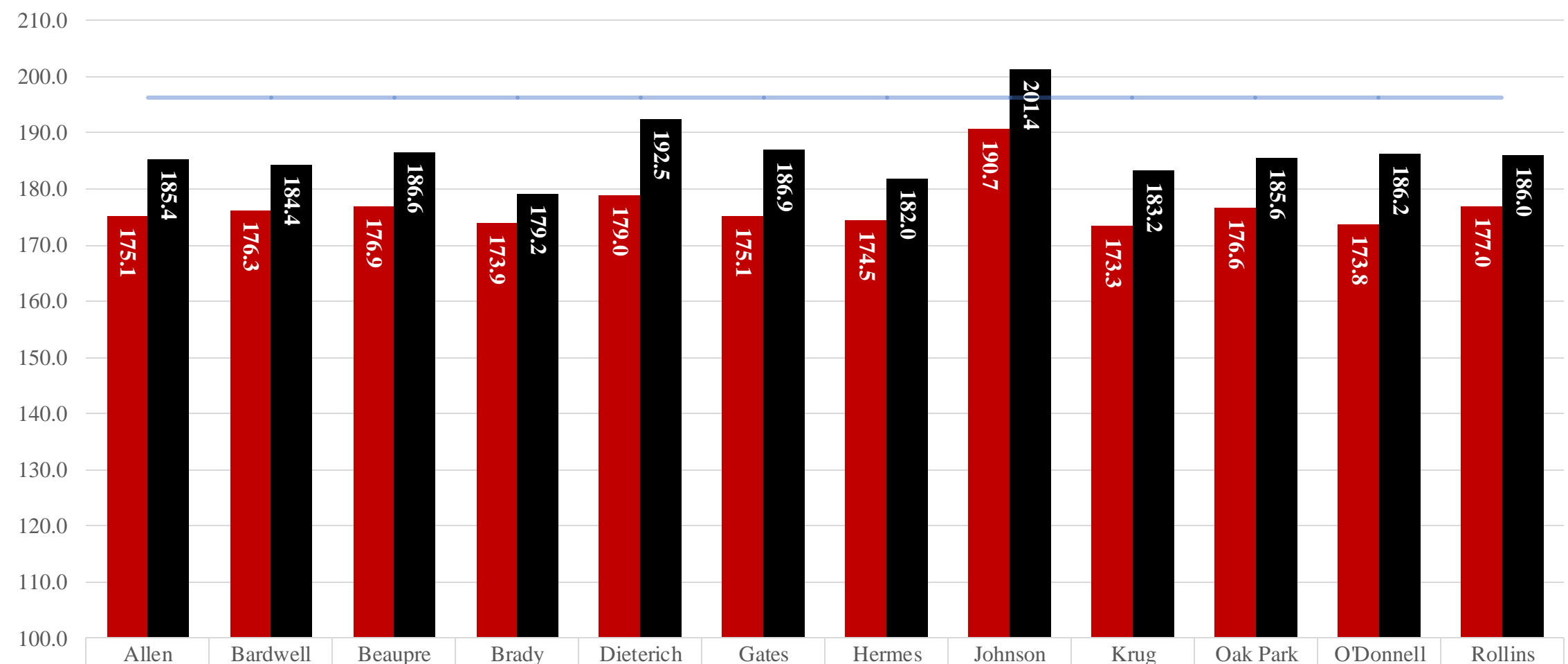
Test Given According to Dominant Language



<span style="color: red;">■</span> Fall 2024-2025	164.6	167.8	160.7	172.8	163.2	170.9	169.8	166.3	164.1	166.1	164.7	166.5
<span style="color: black;">■</span> Winter 2024-2025	175.7	179.2	170.8	190.0	170.3	183.7	179.4	174.6	175.2	179.0	177.5	177.7
<span style="color: blue;">—</span> Winter Nat'l Norm	184.1	184.1	184.1	184.1	184.1	184.1	184.1	184.1	184.1	184.1	184.1	184.1

# Math Fall to Winter Third Grade

Test Given According to Dominant Language

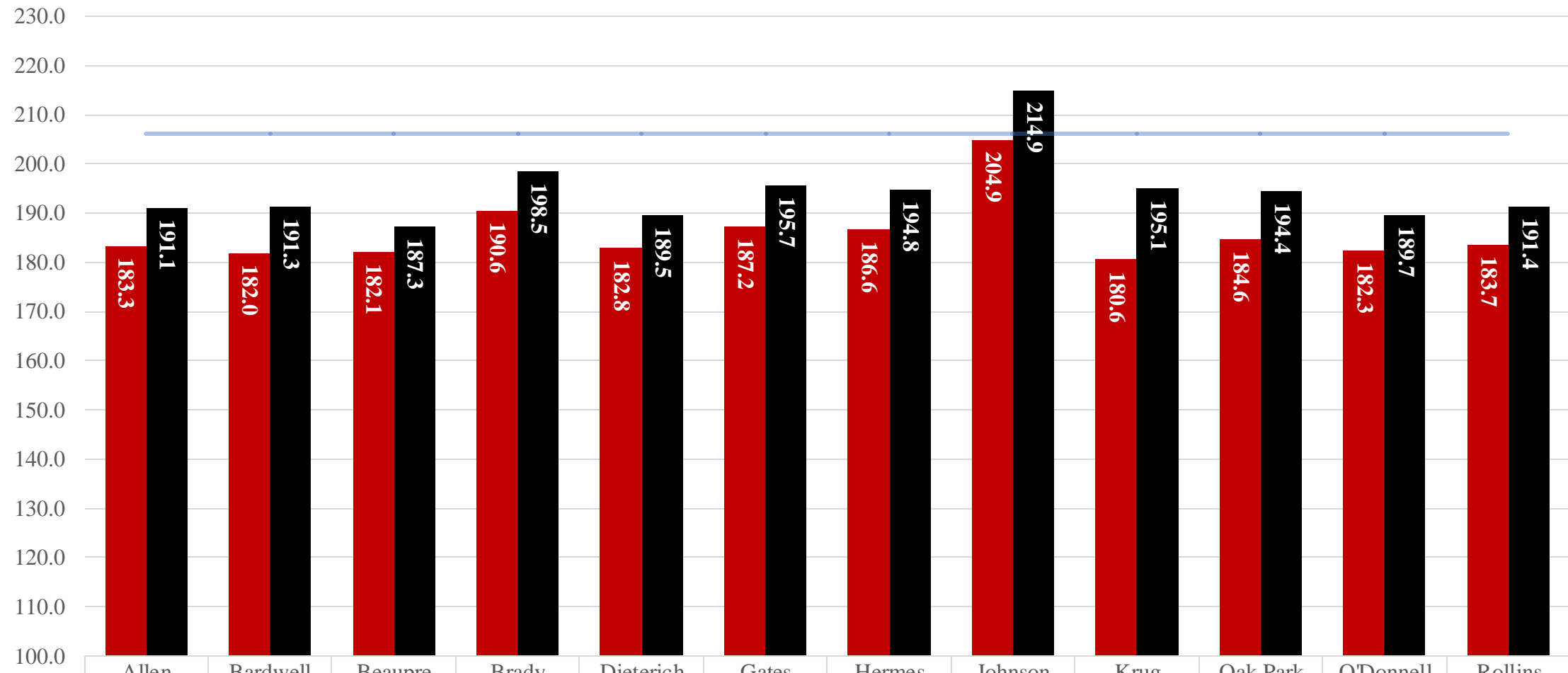


Fall 2024-2025	175.1	176.3	176.9	173.9	179.0	175.1	174.5	190.7	173.3	176.6	173.8	177.0
Winter 2024-2025	185.4	184.4	186.6	179.2	192.5	186.9	182.0	201.4	183.2	185.6	186.2	186.0
Winter Nat'l Norm	196.2	196.2	196.2	196.2	196.2	196.2	196.2	196.2	196.2	196.2	196.2	196.2

# Math Fall to Winter

## Fourth Grade

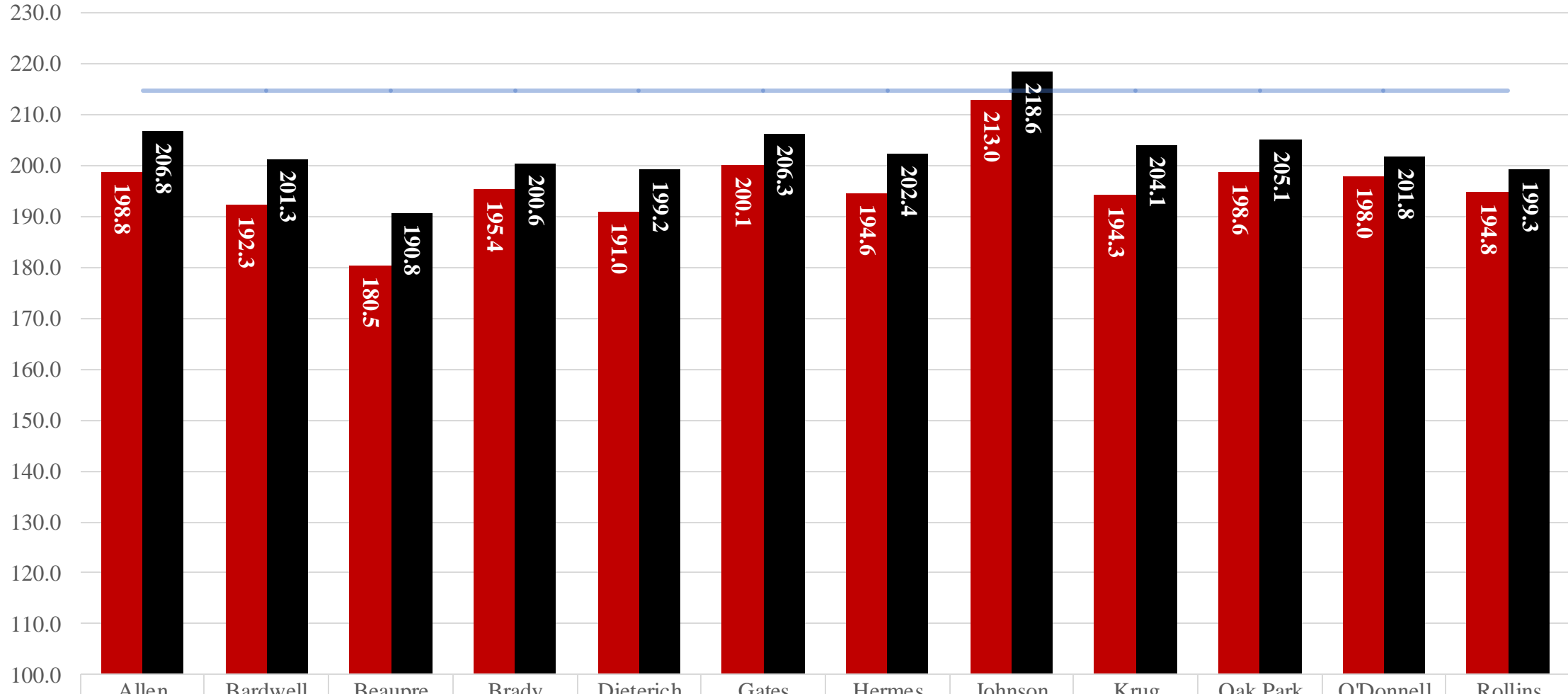
Test Given According to Dominant Language



	Allen	Bardwell	Beaupre	Brady	Dieterich	Gates	Hermes	Johnson	Krug	Oak Park	O'Donnell	Rollins
<span style="color: red;">█</span> Fall 2024-2025	183.3	182.0	182.1	190.6	182.8	187.2	186.6	204.9	180.6	184.6	182.3	183.7
<span style="color: black;">█</span> Winter 2024-2025	191.1	191.3	187.3	198.5	189.5	195.7	194.8	214.9	195.1	194.4	189.7	191.4
<span style="color: blue;">—</span> Winter Nat'l Norm	206.1	206.1	206.1	206.1	206.1	206.1	206.1	206.1	206.1	206.1	206.1	206.1

# Math Fall to Winter Fifth Grade

Test Given According to Dominant Language



	Allen	Bardwell	Beaupre	Brady	Dieterich	Gates	Hermes	Johnson	Krug	Oak Park	O'Donnell	Rollins
<span style="color: red;">■</span> Fall 2024-2025	198.8	192.3	180.5	195.4	191.0	200.1	194.6	213.0	194.3	198.6	198.0	194.8
<span style="color: black;">■</span> Winter 2024-2025	206.8	201.3	190.8	200.6	199.2	206.3	202.4	218.6	204.1	205.1	201.8	199.3
<span style="color: blue;">—</span> Winter Nat'l Norm	214.7	214.7	214.7	214.7	214.7	214.7	214.7	214.7	214.7	214.7	214.7	214.7



# MAP Growth: District Data Chart

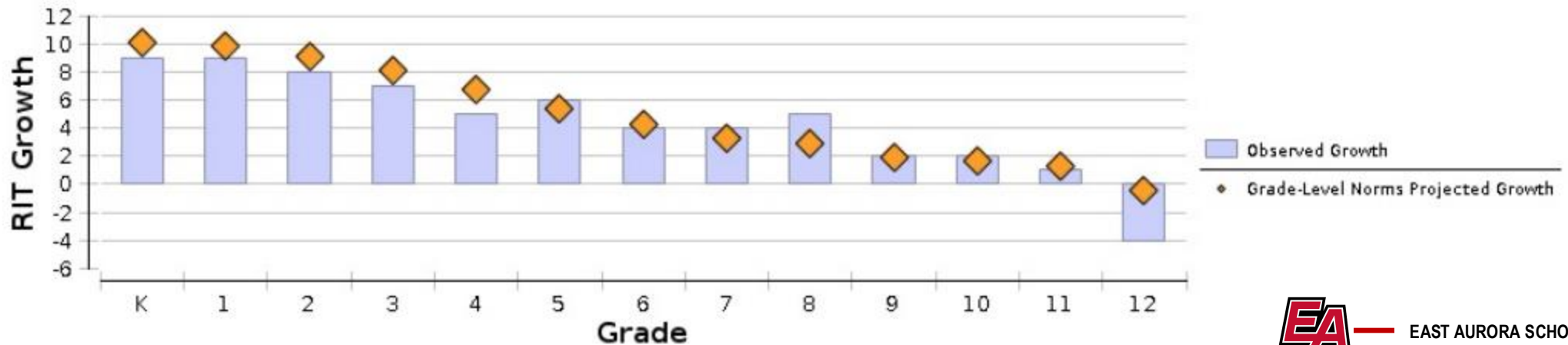


# NWEA MAP Growth: Reading District Data

Language Arts:  
Reading

Grade (Winter 2025)	Total Number of Growth Events†	Comparison Periods						Growth Evaluated Against								
		Fall 2024			Winter 2025			Growth		Grade-Level Norms			Student Norms			
		Mean RIT Score	Standard Deviation	Achievement Percentile	Mean RIT Score	Standard Deviation	Achievement Percentile	Observed Growth	Observed Growth SE	Projected School Growth	School Conditional Growth Index	School Conditional Growth Percentile	Number of Students With Growth Projections	Number of Students Who Met Their Growth Projection	Percentage of Students Who Met Growth Projection	Student Median Conditional Growth Percentile
K	669	130.7	8.6	19	139.7	11.5	15	9	0.3	10.0	-0.75	23	669	290	43	37
1	762	145.1	13.6	4	154.1	15.5	3	9	0.3	9.9	-0.60	27	762	300	39	36
2	786	156.5	15.8	1	164.5	17.1	1	8	0.3	9.1	-0.78	22	786	313	40	33
3	826	172.7	16.8	4	179.6	17.2	3	7	0.3	8.1	-0.97	17	826	344	42	36
4	805	182.0	16.3	3	186.8	18.1	2	5	0.3	6.7	-1.61	5	805	339	42	35
5	767	191.9	17.5	5	197.4	17.6	5	6	0.3	5.3	0.14	56	767	396	52	48
6	822	198.8	15.2	7	203.2	16.1	7	4	0.3	4.3	0.15	56	822	430	52	49
7	773	205.8	14.8	14	209.7	15.7	16	4	0.3	3.3	0.63	73	773	429	55	53
8	865	209.6	15.4	16	214.8	15.9	24	5	0.3	2.9	2.00	98	865	535	62	64
9	896	212.2	16.7	25	214.5	17.4	27	2	0.3	1.9	0.38	65	896	478	53	52
10	771	215.4	16.9	25	217.6	17.1	27	2	0.4	1.7	0.57	71	771	397	51	49
11	637	217.3	16.0	23	218.2	16.4	22	1	0.4	1.3	-0.34	37	637	295	46	43
12	11	209.7	17.6	6	205.5	19.6	3	-4	1.7	-0.4	-2.95	1	11	2	18	20

Language Arts: Reading



# NWEA MAP Growth: Math District Data

Math: Math K-12

Grade (Winter 2025)	Total Number of Growth Events†	Comparison Periods							Growth Evaluated Against							
		Fall 2024			Winter 2025			Growth		Grade-Level Norms			Student Norms			
		Mean RIT Score	Standard Deviation	Achievement Percentile	Mean RIT Score	Standard Deviation	Achievement Percentile	Observed Growth	Observed Growth SE	Projected School Growth	School Conditional Growth Index	School Conditional Growth Percentile	Number of Students With Growth Projections	Number of Students Who Met Their Growth Projection	Percentage of Students Who Met Growth Projection	Student Median Conditional Growth Percentile
K	678	135.2	10.6	30	150.4	12.3	61	15	0.4	11.1	3.26	99	678	483	71	78
1	771	155.0	12.4	27	166.2	12.4	32	11	0.3	10.5	0.51	69	771	408	53	50
2	787	167.1	13.3	13	178.6	14.5	23	12	0.3	9.3	1.69	95	787	464	59	58
3	828	177.4	14.4	5	187.1	14.3	9	10	0.3	7.7	1.63	95	828	472	57	57
4	803	186.2	15.1	3	194.6	15.6	6	8	0.3	6.2	1.95	97	803	475	59	57
5	770	196.8	15.6	6	203.9	16.1	10	7	0.3	5.0	1.56	94	770	448	58	58
6	824	202.3	13.9	6	209.6	14.7	12	7	0.3	4.5	2.21	99	824	541	66	65
7	776	210.0	15.1	13	216.0	16.2	20	6	0.3	3.6	2.00	98	776	482	62	65
8	877	214.2	16.5	14	222.5	18.5	30	8	0.4	3.2	3.71	99	877	585	67	72
9	899	218.7	18.2	23	223.1	19.3	30	4	0.4	2.3	1.89	97	899	529	59	57
10	790	222.8	19.3	28	225.8	20.2	31	3	0.4	2.2	0.70	76	790	428	54	52
11	646	226.6	19.5	32	228.2	20.0	31	2	0.5	1.9	-0.23	41	646	321	50	47
12	10	208.8	15.3	1	206.3	15.8	1	-2	4.0	-0.0	-2.04	2	10	3	30	20

Math: Math K-12

