

**ROBSTOWN INDEPENDENT SCHOOL DISTRICT
AGENDA ACTION SHEET**

Date: May 13, 2024

Subject: **DISCUSS AND CONSIDER APPROVAL OF PURCHASE ORDER EXCEEDING \$50,000 FOR SCHOOL BUSES**

Administrator Responsible: Eva Cisneros

Position: Chief Financial Officer

A. Purpose of Agenda Item:

Information Only Action Needed

B. Authority for this Action:

Local Policy _____ Law or Rule CH (Local)

C. Strategic Objective, Goal, or Need Addressed:

The objective is to gain approval to purchase additional school buses exceeding \$50,000 per bus using an interlocal contract with an approved purchasing cooperative.

D. Summary:

According to CH Local "any single, budgeted purchase of goods and services that costs \$50,000 or more, regardless of whether the goods or services are competitively purchased, shall require Board approval before a transaction may take place."

E. Alternatives Considered:

F. Comments Received:

G. Administrative Recommendation:

The administration recommends the board of trustees approve the purchase exceeding \$50,000 for school buses.



TEXAS
CO-OPERATIVE
QUOTE
BuyBoard # 722-23

Prepared For:
ROBSTOWN ISD

Prepared By :
Harry Hughes
Thomas Bus Texas
8806 Mississippi Dr
Houston, Texas 77029
(832)216-8228
Harry.Hughes@ThomasBusTexas.com

Quote Number:
404958

Quote Date:
3/18/2024

Customer Order No:
Stock - 78Pax

Model Profile: Saf-T-Liner C2 341TS

Product Type: School Transportation
Year: 2025
Chassis Model: B2 106
Chassis MFG: FLNER
GVWR: GVWR
Passenger Capacity: 78
Headroom: 78
Wheelbase: 279
Brake Type: AIR
Engine Type: CUMMINS B6.7 220 DIESEL, 6 Cyl, 220 HP, 2600 RPM
Fuel Type: DIESEL
Fuel Tank Capacity: 100
Transmission Type: AUTOMATIC
Axle, Front: 10000-lb Capacity
Axle, Rear: 23000-lb Capacity
Tires, Front: FRONT HANKOOK AH24 11R22.5 14 PLY TIRES
Tires, Rear: REAR HANKOOK AH24 11R22.5 14 PLY TIRES

Includes the Following Equipment:

BODY

ACCESSORIES

- 1 VISOR-TINTED DRIVER'S SIDE WINDOW 6"X18"
- 1 LOCKS-KEYED ALIKE #CH545
- 1 LOCK-DRVR'S INTR STORAGE OVR DRV'S HEADER W/O INTRLK CH545

CERTIFICATION/SAFETY

- 1 REFLECTTAPE-RR END YEL 2"
- 4 REFLECTTAPE-P/O WDO YEL
- 1 REFLECTIVE TAPE-EMERGENCY DOOR REAR YELLOW
- 1 REFLECTTAPE-SI 2" ABV FLR YEL
- 1 FIRE EXTINGUISHER-5 3A-40BC
- 1 REFLECTORS-AMBER (4) MID/FRONT 3"
- 1 REFLECTORS-RED (4) RR/RR SI 3"
- 1 ELECTRICAL-ROOF ESCAPE HATCH POS 3
- 1 HANDLES-W/S SERVICE, BLACK
- 1 KIT,FIRST AID 24 UNIT TEX.
- 1 KIT - BODY FLUID CLEAN-UP NATIONAL STANDARDS
- 1 LABEL-PASS ADVISOR INSTRUCTION
- 1 LOCATION-VESTIBULE FLOOR PLATE LEFT 5LB FE
- 1 LOC-VEST.FLR.AFT REFL.TRIANGLE BRACKET TEXAS
- 1 CUTTER-SEAT BELT W/HAND GRIP
- 1 TRIANGLES-REFL. 3 W/BOX
- 1 BRACKET,MTG. REFL. TRIANGLES
- 1 OPEN VIEW-ES, NON-HTD, RMT,SS
- 1 MIR-B EXT.CROSSVIEW SS.BRKT
- 1 SIGN-STOP, ELEC FRT #SE1-7980C
- 1 SIGN-STOP, ELEC RR #SE1-7981C

- 1 MIRROR-INT 6"X30" CAMERA & LEVER
- 1 LABEL(S)-SPECIAL DATA, TX
- 1 LABEL-VEHICLE CERTIFICATION
- 1 DOMICILED USA-EXCLUDING CALIFORNIA AND CARB OPT-IN STATES

DOORS

- 1 STEP-RS ALUM.ENT.DR 8.75"RISER
- 1 HANDLE-INT RR DR BLACK
- 1 HANDLE-EXTERIOR REAR DOOR WITH RECESS
- 1 VANDALOCK-REAR DOOR W/BOLT
- 1 DOOR-ENT AG2 TINT LAM LOCK
- 1 POWER SYSTEM-AG2 AIR ENTRANCE DOOR
- 1 ELEC-AG2 AIR OPERATED ENTRANCE DOOR
- 1 VANDALOCK-ALUM.ENT.DR.CYLINDER W/KEY
- 1 PULL-ENTRANCE DOOR, EXTERNAL ALUMINUM
- 1 TRIM-ENTRANCE DOOR INTERIOR
- 1 PAD-DR HEADER, RR EMER 36"W
- 1 TREAD-STEP ALUMINUM ENTRANCE DOOR BLACK KORSEAL W/PEB NOSING
- 1 TRIM-STEPWELL HORIZONTAL WITH RIBBED NOSE
- 1 RAIL-ASSIST FRONT ENTRANCE DOOR RIGHT SIDE 1"OD

ELECTRICAL - BODY

- 1 FAN-CIRC DRV'S WDO HDR BLACK
- 1 ELECTRICAL-FAN DRIVER'S WINDOW HEADER
- 1 RADIO-AM/FM DEA510 W/PAGE
- 1 OPER-AUTOMATIC FAST IDLE
- 1 ELEC-NO ZONAR MONITORING
- 1 ELEC-BACKING CAMERA
- 1 OPER-DOOR AIR ENT.W/ BAT.2 POS.
- 1 MONITOR-LPS WARN NONE
- 1 LPS-DOME OVER DRIVER LED
- 1 LPS-DOME PASS MEDIUM LED () 341T
- 1 ELEC-PASS DOME LPS MEDIUM 341T
- 1 MODULE-PWR.DIST.ELEC.SYS.
- 1 SWITCH-ROCKER PANEL LAMPS DIMMER
- 1 ELEC-LPS EXT AFT OF ENT DOOR
- 1 OPER-STPWLL LPSW/PARKLPS&ENT DR.
- 1 LPS-STP/TAIL/DIR AMBER/REV LED
- 1 ADVISORY-PASSENGER BUZZER ACTIVATION, WITH SWITCH
- 1 LPS-PILOT VANDALOCK STATUS RED
- 1 ELEC-PWR, GND, NETWORK, BUZZ
- 1 LAMPS-PILOT POST TRIP INSPECTION RED
- 1 LPS-SI DIR AMBER FRT. LED PIN
- 1 ELEC-LPS SI DIRECTIONAL
- 1 LPS-WARNING LED STROBE (8)
- 1 OPER-LPS WARNING (8) PKG 2
- 1 OPERATION-LAMPS REVERSE WITH REAR EMERGENCY DOOR OPEN
- 1 LPS-ID AMB/RED LED
- 1 LPS-MKR ROOF FRT/RR LED PIN
- 1 LPS-MKR ROOF MID LED PIN
- 1 STROBE-ECCO 7460CC 6' FROM REAR
- 1 LPS- STOP/TAIL 4" FLS.MT L.E.D.
- 1 SWITCH-ROCKER NOISE SUPPRESSION ON/OFF
- 1 OPER-HTR BOOSTER PUMP AUTOMATIC
- 1 LPS-SI DIR AMB LED PIN RR.AXLE
- 1 SWITCH-ROCKER STROBE LAMPS
- 1 LAMPS-PILOT WARNING LIGHTS RED
- 1 LAMPS-PILOT WARNING LIGHTS AMBER
- 1 OPERATION-LAMP STROBE, IGNITION & SWITCH ACTIVATED
- 1 SWITCH-ROCKER A/C FAN SPEED
- 1 ELEC-CABLE PRIM PWR & GND-CUSTOMER ACCESS
- 1 OPERATION-LAMPS SIDE DIRECT.OONLY
- 1 BLOCK-FUSE CUSTOMER ACCESS
- 1 OPER-PRE-TRIP INSPECTION
- 1 ELEC-SEAT BELT PILOT LAMP
- 1 OPER-SEAT BELT PILOT LAMP
- 1 LAYOUT-ROCKER SWITCH STANDARD

- 1 ELEC-PV 360 CAM STOP/TAIL/TURN
- 1 ELEC-ELECTRIC STOP SIGN 1ST WINDOW POSITION
- 1 SPEAKERS-INT. 30 WAT.(6) 341T
- 1 ELEC- (6) INT SPEAKERS 341T
- 1 DOME LPS - MEDIUM
- 1 112DB BACKUP ALARM

EXTERIOR

- 1 FLAPS-MUD, REAR 22.5"W
- 1 FLAPS-MUD, FRONT 16"W X 12"H
- 1 STEPS-EXT W/S SERVICE
- 1 FENDER-QUARTER 24" BATTERY BOX DOOR
- 1 BODY ADJUSTMENT-FREIGHTLINER, BTR RS FUEL FILL LOCATION
- 1 REINFORCEMENT-FRAME 24" BATTERY DOOR AND A/C
- 1 CAP-ENTRANCE DOOR STANDARD
- 1 FLOOR-NON ADA
- 1 BUMPER-REAR 2 BRACES NO EXHAUST HOLE
- 1 SKT.FWD.STPWLL LO DEF
- 1 CAP-FRT ROOF VENT W/WARN.LPS.
- 1 CAP-REAR ROOF W/WARN.LPS.
- 1 GUSSET-21"H LWR SIDE SHEET
- 1 SHEET-LWR, L MID 20G,21"
- 1 SHEET-LWR,L RR 20G,21"
- 1 SHEET-LWR,R MID 20G,21"
- 1 SHEET-LWR,R RR 20G,21"
- 1 DOOR-U/B L BATTERY 24"
- 1 DOOR-FUEL FILL ACCESS BTR
- 1 FENDERETTE-STL 21" SKIRT
- 1 LATCH-BATT DOOR NON-LOCKING
- 1 LATCH-FUEL FILL ACCESS (THUMB)
- 1 VENT-STATIC PRESENT
- 1 PILASTER - 341T, 900
- 1 LATCH-NON-LOCKING DEF ACCESS DOOR
- 1 RAIL-SNOW RAIL PRESENT
- 1 HARDWARE-MOUNTING CLIPS STANDARD

HVAC

- 1 AC-126K BTU-FREE BLOW BULKHEAD
- 1 AIR CONDITIONING CONTROLS-STANDARD
- 1 CONDENSER- CM3 (2)
- 1 EVAP - IW10 RR, IW4 FRONT
- 1 EVAP TRIM-INT(2) IW10, IW4
- 1 PLUMB.-AC COMP DUAL ISB
- 1 AC CTL.BD.STD.TIE IN SGL.LOOP
- 1 PLUMBING-IW10, IW4
- 1 DOOR-ACC NONE
- 1 CABLE-EVAP 2 FRT BULKHEAD
- 1 HTR-U/S LS 84,000 BTU LOC 10
- 1 HOSE-HTR BLUSTRIP W/ W/H POS 10
- 1 CLAMPS-UNDERSEAT HEATER CONSTANT TORQUE
- 1 LOCATION-EVAP NO2 FRONT BULKHEAD
- 1 PLASTIC COOLANT BOOSTER PUMP WITH AUTOMATIC CONTROL
- 1 HEATER, DEFROSTER,AND AIR COND
- 1 BODY BUILDER SUPPLIED PLUMBING W/ACCESS HOLES IN FRAME RAIL
- 1 AUXILLARY HEATER PLUMBING WITH BODY SOLENOID SHUTOFF

INTERIOR

- 1 VISOR-WINDSHIELD SUN 6"X30" TINTED
- 1 DOOR-STORAGE BOX W/O GLASS
- 1 TRIM-LOWER REAR HEATER NO A/C
- 1 REINF-RR END A/C EVAP. IW10
- 1 REINFORCEMENT-REAR STOP SIGNAL 40"
- 1 REINF-FRONT A/C EVAP.
- 1 LATCH-DR INT STOR OVR W/S NONE
- 1 BTR FUEL FILL RECESS, W/DOOR
- 1 BULKHEAD-RR END INT.W-A/C IW10
- 1 COVER-ACCESS RR END HARNESS NONE

- 1 COVER-TRIM DRVS HDR W/STORAGE
- 1 COVER-TRIM FRT END W/S HEADER A/C
- 1 FLR-BLK VINYL W/13" CTR AISLE 341T
- 1 FLR-BLK WHEELHOUSE AND HEATER
- 1 FLOOR-PLYWOOD 1/2" 341T
- 1 LINING-SIDE INT.
- 1 INSULATION-FRT BULKHEAD W/ACRSY 2"POLY
- 1 H/L-1ST WDO SEC ACOUS GRY 341T
- 1 INSULATION - RAFTER CAVITY 341T
- 1 TUBE-FILL BTR & OVERFLOW HOSE
- 1 CAP-FUEL FILL BTR NON-LOCKING
- 1 IN DASH STORAGE BIN

MISC

- 1 WEIGHT TICKET REQUIRED-TYPE C
- 1 PDI IDENTIFIER-DEALER PERFORMED
- 1 CONDENSER ALERT - PRESENT SHORT
- 1 MANUAL-DRVR'S/MAINT.ENGLISH
- 1 APPLICATION - SCHOOL
- 1 70 MPH ROAD SPEED LIMIT
- 1 SAF-T-LINER C2

PAINT/LETTERING

- 1 DECAL-UNITED AUTO WORKERS
- 1 LOGO-THOMAS DECALS BLACK
- 4 LABEL-P/O WDO EMER EXIT 2" BLACK
- 1 LABEL-ENGLISH AG2.AIR.ENT DR
- 1 DECAL-BACKING ALARM
- 1 DECAL-LOW SULFUR FUEL
- 1 LABEL-RR DR EMERGENCY DOOR 2"HIGH
- 1 DECAL-ENTRANCE DOOR VANDALOCK ENGLISH
- 1 LABEL-RR EMERGENCY DOOR INSTRUCTION
- 1 LABEL-"DEF ONLY"
- 1 LABEL-REGENERATION WARNING 2010/2013 EPA ENGLISH
- 1 PAINT-EXT HNDLE(S) BLACK
- 1 DECAL-REFL FRT CAP "SCHOOL BUS"
- 1 DECAL-REFL RR CAP "SCHOOL BUS"
- 1 DECAL-"DIESEL"
- 1 PAINT-EXTERIOR ROOF WHITE 341T
- 1 PAINT-EXT WDO AREA SAME AS BODY
- 1 PAINT-EXT GRD RAIL @ WINDOW BLACK
- 1 PAINT-EXT GRD RAIL @ SEAT BLACK
- 1 PAINT-EXT GRD RAIL @ FLOOR BLACK
- 1 PAINT-EXT GRD RAIL @ SKRT BLACK
- 1 PAINT-EXT BUMPER REAR BLACK
- 1 PAINT-BLACK TRIM-FRONT/REAR ROOF CAPS
- 1 DECALS-SIDE SHEET REFL "SCHOOL BUS"
- 1 PAINT-SOLID COLOR YELLOW
- 1 DECAL-APPROVED FUEL TYPE
- 1 HEADLINING-VESTIBULE ACOUSTIC, GRAY, DRIVER LAMP
- 1 LABEL-AIR CONDITIONING SPECIFICATION TEXAS
- 1 PAINT:ONE SOLID COLOR,BASE/CLEARCOAT
- 1 CAB COLOR A:L5898EB SCHOOL BUS YELLOW ELITE BC

SEATS

- 1 SEAT BELT - DRIVERS SEAT
- 1 39" BARR-VERT,WALL MT 45"H RS 2009
- 1 39"8DEG BARR-REV. WALL-MT 45"H 2009
- 2 PRO GRA/BLK UPH-45"H RECESSED BARRIER
- 1 RAIL-ASSIST FRT ENT DR 39"W
- 1 BACK-NATIONAL DRV'S SEAT
- 1 ARMREST NATIONAL DRVR'S ST. BOTH SIDES
- 1 UPH DR.ST.PRO BLK NATIONAL
- 1 PEDESTAL-NATIONAL AIR W/2 SHOCKS
- 1 COVER PEDASTAL NATIONAL NONE
- 1 SLIDE STOP NATIONAL DR.ST. NONE
- 1 RETAINER NATIONAL DR.ST.BELT

- 1 KICKPLATE-MOD.PANEL RS 39" IW4
- 1 RISER-DRIVERS SEAT, NATIONAL
- 26 FIREBLOCK GRAY/BLACK UPHOLSTERY - IMMI SBR PASSENGER SEAT
- 26 HARDWARE-SBR WALL MOUNT C2/MINO
- 13 IMMI SBR 39" LS WALL MNT 3PT 3POS
- 13 IMMI SBR 39" RS WALL MNT 3PT 3POS

WINDOWS/GLASS

- 1 GLASS-WINDSHIELD ONE PIECE WITH TINTED BAND
- 1 GLASS-RS FRT STAT TNT LAM
- 1 GLASS-LS FRT STAT TNT LAM
- 1 GLASS-RR STAT TINTED LAMINATED
- 1 FRAME-WDO SPLIT
- 16 FRAME-WDO SPLIT 30"W
- 2 FRAME-WDO SPLIT 40"W
- 2 WDO P/O VERT LAM TNT LS
- 2 WDO P/O VERT LAM TNT RS
- 16 GLASS-WDO TINT LAM 30"
- 2 GLASS-WDO TINT LAM 40"
- 1 STOPS-WDO 12"
- 1 GLASS-LOWER REAR DOOR LAMINATED TINTED
- 1 GLASS-UPPER REAR DOOR LAMINATED TINT
- 1 WDO-DRIVER'S LAM TINT

OTHER

- 1 LOGO-FRT RS & RR
- 1 HATCH-RF ESC SPEC ADVANTAGE H1976-015-131 ENGLISH GRAY (2)
- 1 ELEC-RF ESC HATCH POS 9
- 1 ARM ASSEMBLY-WINDSHIELD WIPER (2)
- 1 ELECTRICAL-ROOF HATCH OR P/O WINDOW (DASH)
- 1 OPER-FAN DRV'S WDO HDR
- 1 OPER-ALARM BACKING W/REV.
- 1 OPER-RF HATCH BUZZER
- 1 OPERATION-A/C CONTROL-STANDARD DIGITAL
- 1 LOCATION-VESTIBULE FLOOR PLATE CENTER 24 FAK
- 1 LOC-VEST.FLR.PLT.FWD. 10 BFC
- 1 AC DUCT-NOT PRESENT NO SIDE EVAP
- 1 EVAPORATOR QTY - NONE
- 1 ANTENNA - RADIO SWIVEL BASE
- 1 ELEC-ANTENNA RADIO COAXIAL
- 1 KIT-RADIO ANTENNA MOUNTING @ DRIVER'S HEADER
- 1 ALERT-6.7L CONDENSER SHORT
- 1 341T30_N
- 1 TRIM-A POST
- 1 WHEELHOUSES-REAR L&R
- 1 STRINGER-ROOF 341T
- 1 FRONT END FRAME
- 1 FRT END FRAME MTG KIT
- 1 REAR END FRAME-28.68"DEEP
- 1 FLOOR-GALVALUME STEEL MID BODY
- 1 TRIM-REAR DOOR
- 1 HINGES-REAR DOOR PIN TYPE
- 1 LATCH-SINGLE-POINT, REAR EMERGENCY DOOR
- 1 STOP-DOOR REAR EMERGENCY, 1-POS
- 1 OPERATION-VANDLOCK ENTRANCE/EMGENCY DOOR(S) WITH PILOT LAMPS
- 1 OPER-DR.RR.EMG.W/BUZ
- 1 ELEC-SIDE EMERGENCY DOOR(S)
- 1 SWITCH-PADDLE-TYPE ENTRANCE DOOR AIR
- 1 DOOR, REAR EMERGENCY
- 1 THRESHOLD REAR EMERGENCY DOOR
- 1 ELEC-(2) USB OUTLET LS CABINET
- 1 ELEC-DRIVER'S DOME LPS
- 1 SWITCH-RKR DOME LPS ALL
- 1 OPERATION-SWITCH, PANEL LAMPS DIMMER
- 1 LPS-EXT AFT OF ENT DOOR
- 1 LPS-STPWLL LED (1)
- 1 ELEC-PASSENGER ADVISORY 341T

- 1 OPER-PASS ADV IGN/WARN/BUZZER
- 1 SWITCH-RKR FAN DEFROST L.S.
- 1 BUZZER-SWITCH PANEL 1 TONE
- 1 OPERATION-NOISE SUPPRESSION
- 1 ELECTRICAL-LAMPS WARNING,8 LAMPS 341T
- 1 OPER-LPS, DOME STANDARD
- 1 OPER-LPS BODY TAIL W/PARK SW.
- 1 LAMPS-LICENSE PLATE ILLUMINATION
- 1 ELECTRICAL-LAMPS ID/MARKER PARK/SWITCH 341T
- 1 SWITCH-ROCKER DOME LAMPS DRIVER ON/OFF
- 1 ELECTRICAL-LAMPS STROBE 6' FROM REAR
- 1 OPER-DRVR'S DOME LPS ON/OFF
- 1 OPERATION-LAMPS INTERIOR/EXTERIOR RIGHT FRONT ENTRANCE DOOR
- 1 OPER-LPS SERVICE BRAKE
- 1 OPERATION-SWITCH ID/MARKER LAMPS WITH PARK
- 1 OPER-LPS DOME (1)ON/OFF
- 1 OPER-LPS REVERSE
- 1 ELEC-(2) SWITCH BANKS
- 1 SWITCH-WARN.LPS ON/AMB ACT.
- 1 CABLE-EVAPORATOR 1 POWER SUPPLY STANDARD
- 1 SWITCH-ROCKER A/C ON
- 1 ELEC-HARNESS COMP ASM 341T
- 1 ELEC-ELECTRONIC COMP ASM
- 1 OPER-LPS DIR./HAZ.
- 1 ELEC-MIR A NH & RC
- 1 ELECTRICAL-ELECTRIC STOP SIGN REAR
- 1 RAIL-EXTERIOR GUARD @ WINDOW,SEAT,FLOOR,SKIRT
- 1 RAIL-EXT GRD @ SEAT FRT END LS
- 1 TRIM-FRT CAP RS/LS
- 1 PANELS-EXTERIOR REAR
- 1 SHEET-DRIVERS EXTERIOR 20 GA.
- 1 SHEET-UPPER SIDE EXTERIOR
- 1 UNDERCOATING-ASPHALT EMULSION
- 1 HEADERS-WINDOW INTERIOR 341T
- 1 PANELS-REAR END INTERIOR REAR GALVALUME
- 1 PANELS-REAR END INTERIOR SIDE LONG WITH SOLID PANEL
- 1 PANELS-ACCESS RR GRAY PASS ADVISORY
- 1 COVER-HARNESS ACCESS@HDR
- 1 COVER-ACCESS FRT END HARNESS
- 1 COVER-TRIM FRT ENT.ALUM.DR HDR.AIR.OP.
- 1 HEADLINING-REAR LONG SMOOTH, GRAY
- 1 STRIPS - AISLE, SNAP-IN BLACK
- 1 COVER-FUEL SENDING INSPECTION
- 1 MOLDING-SHOE 341T
- 1 SWITCH-ROCKER HEATER LEFT 2ND
- 1 ELECTRICAL-HEATER UNDERSEAT POSITION 10
- 1 RAIL-SEAT
- 1 LAYOUT-SEAT RAIL HOLES RS
- 1 LAYOUT-SEAT RAIL HOLES LS
- 1 CABINET-SW, FWD
- 1 CABINET-SWITCH, LOWER WITHOUT POCKET
- 1 CABINET-SWITCH, UPPER
- 1 CABINET-TOP PLATE (2 BANKS)
- 1 INSULATION-VEST HEADLINING 2"
- 1 INSULATION-SIDELINING 2" POLY
- 1 INSULATION-RR BULKHEAD 2" POLY
- 1 OPER-HTR U/ SEAT LS AFT
- 1 HEADERS-WINDOW EXTERIOR 341T
- 1 LOCATION-EVAPORATOR NO1 REAR BULKHEAD
- 1 HARNESS COVER COLOR - GRAY
- 1 SPEAKER ALERT - PRESENT
- 1 HEADLINING COLOR - GREY
- 1 HDLINING TYPE-1ST WDO ACOUSTIC
- 1 MAT, FLOOR VESTIBULE
- 1 TRIM-INTERIOR DASH FORWARD

- 1 PLATE-ACCELERATOR
- 1 LABEL-QR CODE
- 1 OPER-WDO P/O
- 1 DUAL SELTEC TM-21 COMPRESSORS REAR MINI STAT-O-SEAL
- 1 VANDALOCK,STARTER DISABLE W/ANY LOCKED EMER DR(S),LH PT LAMP
- 1 REINFORCED NYLON FUEL LINES
- 1 PAINTED FUEL TANK, PAINTED BANDS
- 1 SINGLE SUCTION AND RETURN FUEL LINES
- 1 FUEL TANK MOUNTED BETWEEN RAILS, AFT OF REAR AXLE, WITH CAGE
- 1 STANDARD CHARGE AIR COOLER PLUMBING
- 1 REMOTE-MOUNTED SURGE TANK
- 1 BASIC WIRING SCHEMATIC,UNMOUNTED,12-VOLT NEGATIVE GROUND SYS
- 1 PAINTED BATTERY PANEL COVER
- 1 BATTERY BOX FRAME MOUNTED
- 1 (3) DTNA 3000CCA FLOODED STARTING, 555RC THREADED STUD BATTE
- 1 INTEGRAL ELECTRONIC TURN SIGNAL FLASHER
- 1 BATT ENABLED 3 AMBER INBOARD ID LAMPS,2 AMBER OUTBOARD MARKE
- 1 STROBE LAMP, IGNITION SWITCH OR LH DASH SWITCH ACTIVATED
- 1 L.E.D. WARNING SYSTEM LAMPS W/PULSING FEATURE
- 1 STANDARD BODY VISUAL WARNING,LOWER RR,REV LAMPS ON DR/OPEN
- 1 STANDARD WIRING
- 1 DRIVER'S IGNITION OPERATED DOME LP WITH ON/OFF SW
- 1 PASSENGER COMPARTMENT DOME LAMPS, IGNITION ACTIVATED
- 1 PASSENGER COMPARTMENT DOME LPS, SINGLE ON/OFF SW
- 1 STEPWELL LAMP ON WITH DOOR OPEN AND MARKER LAMPS ON
- 1 EIGHT LAMP WARNING SYSTEM,LH DASH SWITCH(S), PACKAGE 2
- 1 SHIFT LEVER, CABLE LINKAGE, AUTOMATIC TRANSMISSION
- 1 DRIVELINE GUARD
- 1 NON-ASBESTOS FRONT BRAKE LININGS
- 1 FRONT SHOCK ABSORBERS
- 1 NON-ASBESTOS REAR BRAKE LININGS
- 1 MAXION 91262 22.5 X 8.25 10 HOLE HUB PILOT 5-HAND
- 1 MAXION 91262 22.5 X 8.25 10 HOLE HUB PILOT 5-HAND
- 1 TWO QUART SEE THRU POWER STEERING RESERVOIR
- 1 STD FITTINGS POWER STEERING GEAR
- 1 POWER STEERING PUMP
- 1 ZINC-PLATED HEXHEAD CHASSIS FASTENERS
- 1 3975MM (155") REAR FRAME OVERHANG
- 1 SQUARE END OF FRAME
- 1 BUMPER MOUNTING FOR SINGLE LICENSE PLATE
- 1 COMBINATION S/T/T/R LAMPS, LED
- 1 REAR EMERGENCY DOOR,IGNITION CONTROL,BUZZER ON W/DOOR OPEN
- 1 MAINTENANCE-FREE RUBBER BUSHINGS - FRONT SUSPENSION
- 1 CAB MOUNTING FOR HOOD AND COWL CHASSIS
- 1 MANUAL ENT DOOR LOCK/BUZZER ON W/EMERGENCY DOORS UNLATCHED
- 1 ONE GALLON WINDSHIELD WASHER RESERVOIR
- 1 SINGLE ELECTRIC WINDSHIELD WIPER MOTOR W/DELAY
- 1 GRAY/CHARCOAL FLAT DASH
- 1 A/C PLMBG,IW10,IW4,CM3/3,126K,B6.7,199+,B2
- 1 STANDARD HVAC DUCTING
- 1 MAIN HVAC CONTROLS WITH RECIRCULATION SWITCH,& NOISE SUPPRES
- 1 DRIVER'S FAN,(1) MOUNTED ABOVE SIDE WINDOW
- 1 AUXILIARY BODY HEATER, UNDER SEAT, AFT
- 1 DIGITAL AUXILIARY BODY MOUNTED AC CONTROL
- 1 GRAY INSTRUMENT PANEL-DRIVER
- 1 AIR PROVISIONS FOR CUSTOMER FURN DRIVERS AIR RIDE SEAT
- 1 ROOF MOUNTED VENT/ESCAPE HATCH
- 1 PUSH OUT BODY SIDE WINDOWS, BUZZER WITH WINDOW UNLATCHED
- 1 SEPARATE PANEL LAMP DIMMER,LH DRIVER'S SWITCH PANEL
- 1 CHASSIS COWL AND HOOD ONLY
- 1 BUMPER: BLACK
- 1 CHASSIS: VENDOR BLACK
- 1 J1939 ELECTRICAL ARCHITECTURE
- 1 EXPECTED GROSS VEHICLE WEIGHT CAPACITY
- 1 EXPECTED FRONT AXLE(S) LOAD

- 1 EXPECTED REAR DRIVE AXLE(S) LOAD
- 1 SCHOOL BUS SERVICE
- 1 COWL CHASSIS CONFIGURATION COMPLIES WITH SBMTC
- 1 BUS BODY WITH WHEELWELL
- 1 PASSENGER COMMODITY
- 1 100% ON-HIGHWAY (CITY) TERRAIN
- 1 DOMICILED TEXAS
- 1 THOMAS BUILT SCHOOL BUS 341T
- 1 EXT TOWING 2YR/UNLTD \$750 CAP US

CHASSIS

AXLES AND SUSPENSIONS

- 1 ALIGNMENT-4-WHEEL SAF-T-LINER C2
- 1 SPL100 DANA SPICER MAIN DRIVELINE
- 1 DA-F-10-3 10,000# FF1 71.5 KPI/3.74 DROP SINGLE FRONT AXLE
- 1 CHICAGO RAWHIDE FRONT OIL SEALS
- 1 SYNTHETIC 75W-90 FRONT AXLE LUBE
- 1 CONMET IRON FRONT HUBS
- 1 SYNTHETIC 75W-90 REAR AXLE LUBE
- 1 DA-RS-23-4 23,000# R-SRS SINGLE REAR AXLE
- 1 5.56 REAR AXLE RATIO
- 1 IRON REAR AXLE CARRIER HOUSING
- 1 REAR SHOCK ABSORBERS - ONE AXLE
- 1 CHICAGO RAWHIDE (SCOT) REAR OIL SEALS
- 1 CONMET IRON REAR HUBS
- 1 9,000 LB. TAPERLEAF FRONT SUSPENSION
- 1 AIRLINER 23,000 LB. REAR SUSPENSION
- 1 COMFORT-TEC SUSPENSION
- 1 SINGLE AIR SUSPN LEVELING VALVES

BRAKES

- 1 ALERT-ENHANCED STABILITY CONTROL
- 1 AIR BRAKE PACKAGE
- 1 MERITOR 15 X 4 Q+ CAM FRONT BRAKES (ROCKWELL)
- 1 HALDEX LONGSTROKE FRONT BRAKE CHAMBER
- 1 MERITOR AUTOMATIC FRONT SLACK ADJUSTERS
- 1 CONMET CAST IRON FRONT BRAKE DRUMS
- 1 MERITOR 16 1/2 X 7 Q+ CAM REAR BRAKES, DBL-ANCHOR, FAB SHOES
- 1 HALDEX, LONGSTROKE, SINGLE DRIVE AXLE, SPRING-PARK CHAMBERS
- 1 MERITOR AUTOMATIC SLACK ADJUSTERS
- 1 CONMET CAST IRON REAR BRAKE DRUMS
- 1 STEEL AIR BRAKE RESERVOIRS INSIDE FRAME RAILS
- 1 BENDIX AD-9 AIR DRYER WITH HEATER
- 1 EXTERNAL CHARGING SCHRADER VALVE
- 1 WABCO 4S/4M ABS W/TRACTION CONTROL
- 1 ONE-VALVE PARKING BRAKE SYSTEM WITH WARNING

CHASSIS EQUIPMENT

- 1 EXHAUST-LS TURNDWN, BELOW BMPR
- 1 ANTI-FREEZE, OAT -34 DEGREE
- 1 SHIELD-EXHAUST PIPE
- 1 B2 106 CONVENTIONAL CHASSIS
- 1 SET-BACK AXLE - TRUCK
- 1 ELECTRIC GRID AIR INTAKE WARMER
- 1 DELCO 12V 29MT STARTER WITH INTEGRATED M
- 1 NO CLUTCH PEDAL WITH NON-ADJUSTABLE
- 1 INTAKE MOUNTED AIR RESTRICTION INDICATOR WITHOUT GRADUATIONS
- 1 RIGHT HAND SIDE-FILL FUEL TANK CAP
- 1 100GALLON/378 LITER STEEL RECTANGULAR FUEL TANK, BETWEEN RAIL
- 1 HORIZ TAILPIPE, EXIT LH REAR
- 1 11.5 GALLON DEF TANK
- 1 ENGINE AFTER TREATMENT DEVICE AUTOMATIC
- 1 MAGNETIC ENGINE DRAIN, REAR AXLE DRAIN & FILL PLUG
- 1 EXHAUST MITIGATION DEVICE FTL 4" ID SLIP
- 1 700 CUBIC INCH MINIMUM AUXILIARY AIR
- 1 PETCOCK DRAIN VALVES ON ALL AIR TANKS
- 1 ADJUSTABLE STEERING COLUMN

- 1 TRW THP-60 POWER STEERING
- 1 450MM(18") LK FOUR-SPOKE CHARCOAL STEERING WHEEL
- 1 7075MM (279") WHEELBASE
- 1 5/16" X 3" X 10-1/8" STEEL FRAME 120,000 PSI YIELD
- 1 1-PIECE 14" PTD STL 1/4" HD BUMPER JACK PROVISION
- 1 FRONT FRAME-MOUNTED TOW HOOKS
- 1 STANDARD DUTY HOOD MOUNTING
- 1 FIBERGLASS HOOD
- 1 HOOD MTD CHROMED PLASTIC GRILLE
- 1 ALL LOCKS KEYED THE SAME
- 1 CHROME HOOD MOUNTED AIR INTAKE GRILLE
- 1 CAB FLOOR,TOE BOARD,FIREWALL HEAT SHIELD
- 1 (2) CUPHOLDERS, LEFT HAND AND RIGHT HAND DASH
- 1 REINFORCED NYLON, FABRIC AND WIRE BRAID CHASSIS AIR LINES

ELECTRICAL - CHASSIS

- 1 LN 12 VOLT 270 AMP 4949PA PAD MOUNT ALTERNATOR
- 1 PROG RPM CTRL W A/C OR 12.75V LOW VOLT AUTO HI IDLE, DASH SW
- 1 CRUISE CONTROL-ELEC ENG,W/SWITCHES IN LH SWITCH PANEL
- 1 DIAGNOSTIC INTERFACE CONNECTOR,9-PIN, S
- 1 IGNITION SWITCH CONTROLLED ENGINE STOP
- 1 HEATED STEPS - NONE
- 1 ALTERNATELY FLASHING HEADLAMP SYSTEM W/BODY BUILDER ENGAGEMENT
- 1 12VOLT POWER SUPPLY LH PANEL
- 1 SOLID STATE CIRCUIT PROTECTION, PDMS WIT
- 1 COLE HERSEE BATTERY CUT-OFF SWITCH, BATTERY BOX MOUNTED
- 1 SELF CANCEL TURN SIGNAL SWITCH W/DIM/WASH&HAZZARD IN HANDLE
- 1 STANDARD FRONT TURN SIGNAL LIGHTS
- 1 PARK LMP SW INTGRAL W/HL SWITCH, ID/MARKER/CLEARANCE/PARK ON
- 1 AMBER LED MIDSHIP TURN SIGNALS
- 1 RED LED OVER REAR WHEELS MTD TURN SIGNALS GUARD
- 1 DAYTIME RUNNING LIGHTS SET @ 100% & EXTERIOR LAMPS W/ENG RUN
- 1 LED HEADLIGHT ASS & INCANDESCENT MARKER/TURN LAMP CHROME
- 1 ELECTRONIC STABILITY CONTROL
- 1 AIR OPERATED BATTERY CONTROLLED RH FRONT ENTRANCE DOOR
- 1 BATT POWERED 2-POS INTERNAL DOOR CONTROL SWITCH
- 1 DUAL ELEC HORN, PASSENGER ADVISORY BUZZER ON W/IGN AND WARN
- 1 C/F J1939 RADIO W/PA
- 1 FASTEN SEAT BELT INDICATOR FOR CUSTOMER SUPPLIED SEAT BELT
- 1 ELECTRONIC SPEEDOMETER WITH SECONDARY KPH SCALE, NO ODOMETER
- 1 DRIVER MESSAGE CENTER WITH LCD DISPLAY
- 1 ELECTRONIC 3500 RPM TACHOMETER
- 1 PRE/POST TRIP SYSTEM TEST
- 1 ENGINE AND HOUR METERS INTEGRAL WITH DRIVER DISPLAY
- 1 DIGITAL VOLTAGE DISPLAY INTEGRAL WITH DRIVER DISPLAY
- 1 PRIMARY AND SECONDARY AIR PRESSURE GAUGES
- 1 ELECTRIC FUEL GAUGE
- 1 ELECTRIC ENGINE OIL PRESSURE GAUGE
- 1 ELECTRICAL ENGINE COOLANT TEMPERATURE GAUGE

ENGINE AND EQUIPMENT

- 1 CUM B6.7 220 HP @ 2400 RPM, 2600 GOV, 600 LB/FT @ 1600 RPM
- 1 ANTI-FREEZE TO -34F, OAT (NITRITE AND SILICATE FREE)EXT LIFE
- 1 ENGINE-MOUNTED OIL CHECK AND FILL
- 1 CUMMINS 18.7 CFM COMPRESSOR
- 1 CUMMINS SPIN ON FUEL FILTER
- 1 STANDARD ENGINE OIL
- 1 FULL FLOW OIL FILTER
- 1 DETROIT F/W SEP W/WIF SENSOR & HAND PRIMER
- 1 CUMMINS INTEGRAL EXHAUST BRAKE WITH VARIABLE TURBO
- 1 ALUMINUM FLYWHEEL HOUSING
- 1 STANDARD OIL PAN
- 1 ELECTRONIC ENGINE INTEGRAL WARNING AND DERATE PROTECTION
- 1 ADDL AUX LINES W/MANIFOLD PLUMBING AND COMBINED SHUTOFF
- 1 GATES BLUE STRIPE COOLANT HOSES
- 1 CONSTANT TORQUE BREEZE CLAMPS ON 1" IN DIA GREATER, SS C
- 1 DONALDSON ONE-STAGE AIR CLEANER

- 1 700 SQUARE INCH ALUMINUM RADIATOR
- 1 VISCOUS FAN DRIVE
- 1 DIGITAL TRANS OIL TEMP IN DRIVER DISPLAY

TRANSMISSION AND EQUIPMENT

- 1 ALLISON 2500 PTS AUTOMATIC TRANSMISSION
- 1 ALLISON VOCATIONAL PACKAGE 354 - FIFTH GEN
- 1 TRANSMISSION OIL CHECK AND FILL
- 1 SYNTHETIC 50W TRANSMISSION LUBE (TES-295 COMPLIANT)
- 1 WATER TO OIL TRANSMISSION COOLER - IN RADIATOR END TANK
- 1 PRIMARY MODE GEARS, 6 FORWARD

WHEELS AND TIRES

- 1 FRONT HANKOOK AH24 11R22.5 14 PLY TIRES
- 1 REAR HANKOOK AH24 11R22.5 14 PLY TIRES
- 1 TIRE/WHEEL BALANCING-LEAD FREE WEIGHTS
- 1 ACCURIDE PK-BLACK21 POWDER BLACK WHEEL (N0001H)- FRONT
- 1 ACCURIDE PKBLK21 POWDER BLACK WHEEL (N0001H) - REAR

OTHER TYPE

PDI

- 1 NO 3RD A/C EVAPORATOR—see option offer

DEALER ADD On's

EQUIPMENT

- 1 Beltline Lettering
- 1 DOT Vehicle Inspection

Meets all FMVSS requirements in effect at the time of manufacture.

***Co-op Price Per Each \$ 141,500.00**
Price for 3 Units: \$ 424,500.00

Customer Is Member Following CO-OP:
 TASB / Buyboard

SELECT YOUR CHOICE OF CO-OP:
 *BuyBoard Requires Additional \$800.00 Fee Per PO

Delivery:

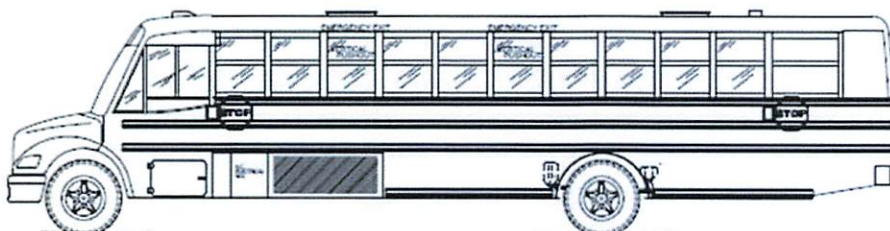
Additional options you may want to consider:

- 3rd Mid A/C Unit **\$ 2,300.00**

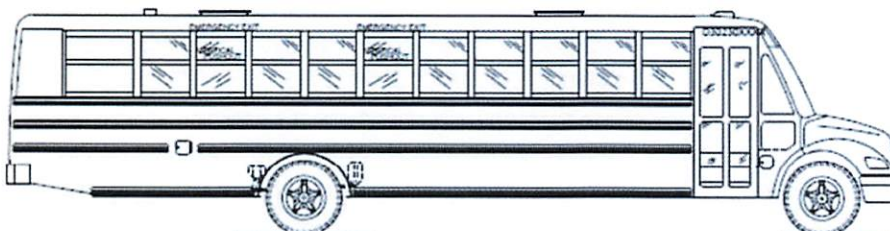
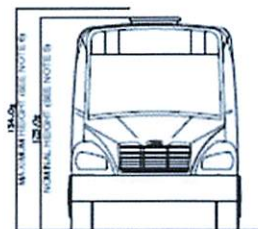
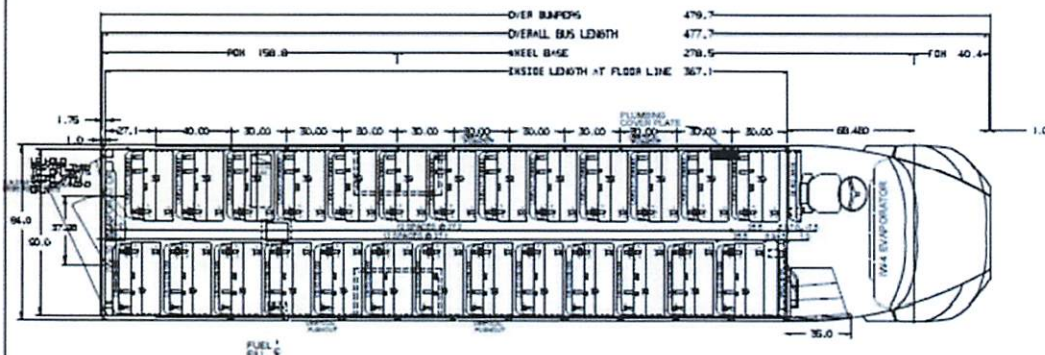
Terms and Conditions:
 Quote Expires: 20 DAYS

AttachedDetail

SEATING CAPACITY: 78 + DRIVER



STANDARD SEATING PLAN
CAUTION: RIGHT SIDE BARRIER IS NOT IN STANDARD LOCATION, SEE SEATING PLAN



ALL DIMENSIONS ARE FOR REFERENCE ONLY

Model: Saf-T-Liner C2
 Quote Number: 395163
 Locality: TX

GENERAL NOTES

1. DIMENSIONS SHALL BE TO CENTERLINE UNLESS OTHERWISE SPECIFIED.
2. DIMENSIONS SHALL BE TO CENTERLINE UNLESS OTHERWISE SPECIFIED.
3. DIMENSIONS SHALL BE TO CENTERLINE UNLESS OTHERWISE SPECIFIED.
4. DIMENSIONS SHALL BE TO CENTERLINE UNLESS OTHERWISE SPECIFIED.
5. DIMENSIONS SHALL BE TO CENTERLINE UNLESS OTHERWISE SPECIFIED.
6. DIMENSIONS SHALL BE TO CENTERLINE UNLESS OTHERWISE SPECIFIED.
7. DIMENSIONS SHALL BE TO CENTERLINE UNLESS OTHERWISE SPECIFIED.
8. DIMENSIONS SHALL BE TO CENTERLINE UNLESS OTHERWISE SPECIFIED.
9. DIMENSIONS SHALL BE TO CENTERLINE UNLESS OTHERWISE SPECIFIED.
10. DIMENSIONS SHALL BE TO CENTERLINE UNLESS OTHERWISE SPECIFIED.

THOMAS BUILT BUSES, INC.			
PLAN AND ELEVATION BODY 3411S			
DATE	BY	SCALE	NO.