



Customer Quotation

Prepared For:

ROCKY BOY PUBLIC SCHOOLS
PO BOX 520
BOX ELDER, MT 59521

Prepared By :

Nick Clawson
I State Truck Center
4600 S. Frontage rd
Billings, MT 59101
406-252-5121/ F: 406-252-5910

Quote Number:
329510

Quote Date:
10/30/2019

Customer Order No:
STk-Demo66C2

Model Profile: Saf-T-Liner C2 311TS

Product Type:	School Transportation
Year:	2019
Chassis Model:	B2 106
Chassis MFG:	FLNER
GVWR:	GVWR
Passenger Capacity:	66
Headroom:	78
Wheelbase:	259
Brake Type:	AIR
Engine Type:	Cummins 260 HP 6.7 B series
Fuel Type:	DIESEL
Fuel Tank Capacity:	100
Transmission Type:	AUTOMATIC
Axle, Front:	10000-lb Capacity
Axle, Rear:	21000-lb Capacity
Tires, Front:	RADIAL FRONT TIRE, MICHELIN XZE2,11R22.5 14 PLY
Tires, Rear:	MICH X MULTI D 11R22.5 14 PLY REAR TIRES
Suspension Front:	Tapleleaf
Suspension Rear :	Airliner

Total for 1 complete unit(s):	\$ 104,800.00
Delivery Cost:	Customer pickup

Includes the Following Equipment:

DEALER ADD On's EQUIPMENT

- Unit includes PV 360 system and crash avoidance
- 1 on spot chains included

Meets all FMVSS requirements in effect at the time of manufacture.

Total for 1 complete unit(s):	\$ 104,800.00
Delivery Cost:	Customer pickup

Additional options you may want to consider: [ADDITIONAL EQUIPMENT]	\$ [COST]
---	------------------

Terms and Conditions:
Quote Expires: 11/15/2019

Customer Signature: _____ **Date:** _____

Dealer Signature: Nick Clawson **Date:** 10/30/19

AttachedDetail

Optional Equipment - Body:

- 1 [A000000058] DECAL-UNITED AUTO WORKERS
- 1 [A000000059] OFF-SET LS BARRIER 4"
- 1 [A000000161] ALERT-PDI INSTALLATION
- 1 [A200100000] PDI IDENTIFIER-DEALER PERFORMED
- 26 [B147908000] LETTERING - 8" HIGH
- 1 [B610000095] BELT-ELR SHOULDER/PUSH BUTTON LAP
- 1 [B620001077] BARRIER STORAGE POUCH, RIGHT SIDE AT ENTRANCE DOOR
- 1 [B640139200] 39" BARR-VERT,WALL MT 45"H RS 2009
- 1 [B640239000] 39"8DEG BARR-REV. WALL-MT 45"H 2009
- 2 [B660010121] PROFORM EDO BLUE UPHOLSTERY-45"HIGH RECESSED BARRIER
- 1 [D100200002] LOGO-FRT RS & RR
- 1 [D100300000] LOGO-THOMAS DECALS YELLOW
- 1 [D100500000] LETTERING-"BATTERY" ON DOOR 2"
- 1 [D100600002] LABEL-P/O WDO EMER EXIT 2" BLACK
- 1 [D101502003] LABEL-ENGLISH AG2.ELEC.ENT DR
- 1 [D102200002] REFLECTTAPE-RR END YEL 2"
- 4 [D102500000] REFLECTTAPE-P/O WDO YEL
- 1 [D102901000] REFLECTIVE TAPE-EMERGENCY DOOR REAR YELLOW
- 1 [D103400311] REFLECTTAPE-SIDE 2" @ FLR YEL
- 1 [D103900000] FIRE EXTINGUISHER-5 3A-40BC
- 1 [D104000000] SWITCH-ROCKER AIR HORN
- 1 [D105400001] FAN-CIRC MID W/S HDR BLACK
- 1 [D105500001] ELEC-FAN MID W/S HDR
- 1 [D105600000] FAN-CIRC DRV'S WDO HDR BLACK
- 1 [D105700000] ELECTRICAL-FAN DRIVER'S WINDOW HEADER
- 1 [D105800001] HORN-AIR, UNDER FLOOR
- 1 [D106400001] VISOR-TINTED DRIVER'S SIDE WINDOW 6"X18"
- 1 [D106500000] VISOR-WINDSHIELD SUN 6"X30" TINTED
- 1 [D106902000] RADIO-AM/FM DEA510 W/PAGE
- 1 [D107000000] REFLECTORS-AMBER(2) MID BDY 3"
- 1 [D107100000] REFLECTORS-RED (4) RR/RR SI 3"
- 1 [D107300002] HATCH-RF ESC MODEL 1100 ENG(2)
- 1 [D107700003] ELECTRICAL-ROOF ESCAPE HATCH POS 3
- 1 [D108200008] ELECTRICAL-ROOF ESCAPE HATCH POSITION 8
- 1 [D108700000] HANDLES-W/S SERVICE, PAINTED
- 1 [D108800002] FLAPS-MUD, REAR 22.5"W
- 1 [D108900001] FLAPS-MUD, FRONT 16"W X 12"H
- 1 [D109300001] ARM ASM-W/S WIPER WINTER (2)
- 1 [D109400000] MAT-HEATER STEP TREAD ALL FRONT ENTRANCE DOOR
- 1 [D110024MON] KIT,FIRST AID 24 UNIT MONTANA
- 1 [D110101MON] KIT,BODY FLUID CLEAN UP MONTANA
- 1 [D110200000] ELECTRICAL-ROOF HATCH OR P/O WINDOW (DASH)
- 1 [D110300000] SWITCH-ROCKER CROSSING ARM DEACTIVATION
- 1 [D110500000] STEPS-EXT W/S SERVICE
- 1 [D110800000] OPER-FAN W/S HDR
- 1 [D110900000] OPER-FAN DRV'S WDO HDR
- 1 [D111000000] OPER-ALARM BACKING W/REV.
- 1 [D111100000] OPERATION-AIR HORN, LEFT SIDE PANEL SWITCH ACTIVATION
- 1 [D113200000] OPER-RF HATCH BUZZER
- 1 [D115000003] OPER-AUTOMATIC FAST IDLE
- 1 [D115900001] LOC-O/H STOR LS 10 UNIT B.F.C
- 1 [D116000002] LOCATION-OVERHEAD STORAGE RIGHT SIDE 5LB. FIRE EXTINGUISHER
- 1 [D119200003] LOCATION-OVERHEAD STORAGE CENTER 24 F.A.K.
- 1 [D119603001] LOCATION-VESTIBULE FLOOR PLATE AFT REFLECTIVE TRIANGLE
- 1 [D119700001] AC DUCT-NOT PRESENT NO SIDE EVAP
- 1 [D122201000] CUTTER-SEAT BELT W/HAND GRIP
- 1 [D122400000] TRIANGLES-REFL. 3 W/BOX
- 1 [D122600000] SWITCH-RKR FOG LPS
- 1 [D123000002] DOOR-STORAGE BOX W/O GLASS
- 1 [D123300000] CONDENSER ALERT - NONE
- 1 [D123400000] EVAPORATOR QTY - NONE
- 1 [D123600000] OPER-XING ARM DEACTIVATION
- 1 [D123800000] ANTENNA - RADIO SWIVEL BASE
- 1 [D124000000] ELEC-ANTENNA RADIO COAXIAL
- 1 [D124100000] KIT-RADIO ANTENNA MOUNTING @ DRIVER'S HEADER
- 1 [D124200003] MOTOR-XING ARM ELEC.,SPECIALTY
- 1 [D125200000] MANUAL-DRVR'S/MAINT.ENGLISH

1 [D126200000] LETTER - OVERHEAD STORAGE BOX "SAFETY EQUIP"
1 [D127400000] DECAL-BACKING ALARM
1 [D130200000] DECAL-LOW SULFUR FUEL
1 [D130301000] BRACKET-XING ARM STOWAGE 1/4" BUMP
1 [D130704000] ELEC-ZONAR STANDARD MONITORING
1 [D130900000] LOC-HDR.CERT.HOLDER.FRT BULKHEAD
1 [D131100001] LOCKS-KEYED ALIKE #CH545
1 [D132200000] LABEL-RR DR EMERGENCY DOOR DO NOT BLOCK
1 [D132600000] DECAL-ENTRANCE DOOR VANDALOCK ENGLISH
1 [D133300005] TRIM-LOWER REAR HEATER NO A/C
1 [D133600000] METHOD-FASTENER SCREWS
1 [D133800001] KIT-ANTENNA GPS
1 [D134200000] LABEL-RR EMERGENCY DOOR INSTRUCTION
1 [D134600000] LABEL-"DEF ONLY"
1 [D134901000] LABEL-REGENERATION WARNING 2010/2013 EPA ENGLISH
1 [D136800000] DECAL-BATTERY DISCONNECT
1 [D200000700] 311T30_N
1 [D200100000] TRIM-A POST
1 [D200200002] FENDER-QUARTER 24" BATTERY BOX DOOR
1 [D200301008] STEP-RS ALUM.ENT.DR W/HTR 8.75"RISER
1 [D200600000] BODY ADJUSTMENT-FREIGHTLINER, BTR RS FUEL FILL LOCATION
1 [D200700000] WHEELHOUSES-REAR L&R
1 [D200800311] STRINGER-ROOF 311T
1 [D201000000] FRONT END FRAME
1 [D201100000] FRT END FRAME MTG KIT
1 [D201200000] REAR END FRAME-28.68"DEEP
1 [D201300311] FLOOR-GALVALUME STEEL MID BODY
1 [D201400704] LOC-40" RAF SP 10TH 311T
1 [D201500000] RS TANK ALERT - NONE
1 [D201600000] APPLICATION - SCHOOL
1 [D201900003] REINFORCEMENT-FRAME STD 24" BATTERY BOX DOOR
1 [D202200040] REINFORCEMENT-REAR STOP SIGNAL 40"
1 [D202600000] CAP-ENTRANCE DOOR STANDARD
1 [D202800001] FLOOR-NON ADA
1 [D300101001] HANDLE-INT RR DR RED
1 [D300300000] HANDLE-EXTERIOR REAR DOOR WITH RECESS
1 [D300601000] DOOR-ACC WITH WINDOW
1 [D300700000] DOOR ALERT - LS ENT NONE
1 [D300800000] LATCH-DOOR INTERIOR STORAGE OVER WINDSHIELD
1 [D301100001] ELEC-PWR CELL PHONE OUTLET LS
1 [D301400000] TRIM-REAR DOOR
1 [D302000000] VANDALOCK-REAR DOOR W/BOLT
1 [D302305003] DOOR-ENT AG2 STORM TEMP LOCK
1 [D302403000] PWR SYST.-AG2 ELECTRIC ENTRANCE DOOR
1 [D302502000] ELEC-AG2 ELECTRICAL OPERATED ENTRANCE DOOR
1 [D302800000] HINGES-REAR DOOR PIN TYPE
1 [D302900000] LATCH-SINGLE-POINT, REAR EMERGENCY DOOR
1 [D303000000] STOP-DOOR REAR EMERGENCY, 1-POS
1 [D303100004] OPER-DOOR ELEC.ENT.W/ BAT.
1 [D303200000] OPERATION-VANDLOCK ENTRANCE/EMERGENCY DOOR(S)
1 [D303911000] VANDALOCK-ALUM.ENT.DR.CYLINDER W/KEY
1 [D304000002] PULL-ENTRANCE DOOR, EXTERNAL ALUMINUM
1 [D305300000] DOOR GLASS GUARD
1 [D306400000] OPER-DR.RR.EMG.W/BUZ
1 [D306500700] ELEC-EMERGENCY/EXIT DOOR(S)
1 [D307100000] DOOR-LS ENT RS EXIT -NONE REQD
1 [D307700000] INT COLOR -RR DOOR GRAY
1 [D308101000] VANDALOCK-NONE REQUIRED RS
1 [D308201000] VANDALOCK-NONE REQUIRED LS
1 [D308300000] DOOR ALERT - RS EXIT NONE
1 [D308600000] SWITCH-PAD. SERV. DOOR ELEC.
1 [D309001001] LATCH-DR INT STOR OVR DRVRSHDR
1 [D309200000] DOOR, REAR EMERGENCY
1 [D309702001] LATCH-STORAGE COMPARTMENT 100 LOCK LEFT SIDE 1ST
1 [D309902001] LATCH-STORAGE COMPARTMENT 100 LOCK RIGHT SIDE 1ST
1 [D310001000] LATCH-UNDERBODY COMPARTMENT 30/60 LOCK 2ND RIGHT SIDE
1 [D310501000] THRESHOLD REAR EMERGENCY DOOR
1 [D311500000] KEY-VANDALOCK REAR DOOR NONE
1 [D311900000] TRIM-ENTRANCE DOOR INTERIOR

1 [D400200000] MONITOR-LAMPS WARNING/STOP/TAIL/TURN
1 [D400300000] OPERATION-MONITOR WARNING/STOP/TAIL/TURN
1 [D400400002] LPS-DOME OVER DRIVER LED
1 [D400500002] LPS-DOME OVER STEPWELL LED
1 [D400600000] ELEC-DRIVER'S DOME LPS
1 [D400702311] LPS-DOME PASS 6 MIN LED 311T
1 [D400802311] ELEC-PASS DOME LPS W/REAR MOST (6)
1 [D400900002] SWITCH-RKR DOME LPS FRT/RR
1 [D401000001] MODULE-PWR.DIST.ELEC.SYS.
1 [D402200000] LAMP-EXTERIOR AND AFT OF ENT DOOR
1 [D402300001] ELEC-LPS EXT AFT OF ENT DOOR
1 [D402400001] OPER-STPWLL LPSW/PARKLPS&ENT DR.
1 [D402500002] LPS-STPWLL LED W/O HOOD (1)
1 [D402801002] LPS-STP/TAIL/DIR AMBER/REV LED
1 [D403700000] SWITCH-RKR FAN DEFROST L.S.
1 [D404100001] BUZZER-SWITCH PANEL 1 TONE
1 [D404300001] ELEC-PWR, GND, NETWORK, BUZZ
1 [D404500000] OPERATION-NOISE SUPPRESSION
1 [D404608311] ELECTRICAL-LAMPS WARNING,8 LAMPS 311T
1 [D405400001] OPER-LPS, DOME STANDARD
1 [D405701000] LAMPS-4" AUXILIARY L.E.D.
1 [D405800000] OPER-LPS BODY TAIL W/PARK SW.
1 [D405900001] LPS-LIC PLATE ILLUMINATION LED
1 [D406000002] LAMPS-SIDE DIRECTIONAL AMBER FRONT 2 CP LED
1 [D406100311] ELECTRICAL-LAMPS SIDE DIRECTIONAL 311T
1 [D406211008] LPS-WARNING LED (8)
1 [D406601001] OPERATION-LAMPS WARNING (8) PACKAGE 1
1 [D406700000] OPERATION-LAMPS REVERSE WITH REAR EMERGENCY DOOR OPEN
1 [D406900006] LPS-ID AMB/RED LED
1 [D407000002] LPS-MKR ROOF FRT/RR LED WELDON
1 [D407100002] LAMPS-MARKER ROOF MID LED WELDON
1 [D407500311] ELEC-LPS ID/MKR PARK/SW.311T
1 [D407600000] SWITCH-ROCKER DOME LAMPS DRIVER ON/OFF
1 [D408300003] STROBE-CLR 4.9"H 4' FROM REAR
1 [D408400001] STROBE LAMP GUARD (1)
1 [D408602311] ELECTRICAL-LAMPS STROBE 4' FROM REAR
1 [D408901000] LPS- STOP/TAIL 4" FLS.MT L.E.D.
1 [D409000000] SWITCH-ROCKER FAN DEFROST WINDSHIELD
1 [D409400001] SWITCH-ROCKER NOISE SUPPRESSION ON/OFF
1 [D409700000] ELEC-INT LPS OVER STEPWELL
1 [D410300000] OPER-DRVR'S DOME LPS ON/OFF
1 [D410400000] OPER-HTR BOOSTER PUMP OPER WITH SWITCH
1 [D410501000] OPERATION-LAMPS INTERIOR/EXTERIOR RIGHT FRONT ENTRANCE DOOR
1 [D410600000] OPER-LPS SERVICE BRAKE
1 [D410801003] LPS-SI DIR AMB LED GRD RR.AXLE
1 [D410900005] OPERATION-SWITCH ID/MARKER LAMPS WITH PARK
1 [D411000000] SWITCH-ROCKER STROBE LAMPS
1 [D411400002] OPER-LPS DOME (2)ON/OFF
1 [D411700000] OPER-LPS REVERSE
1 [D411800001] ELEC-SWITCH,FOOT OP. WARN LPS
1 [D411900003] ELEC-(3) SWITCH BANKS
1 [D412200000] LAMPS-PILOT WARNING LIGHTS RED
1 [D412700001] SWITCH-RKR.WARN LPS MASTER
1 [D413806000] OPERATION-LAMPS STROBE, AMBER OR SWITCH ACTIVATED
1 [D414200000] OPERATION-FOG 2 QUARTZ HALOGEN
1 [D414500311] ELEC-HARNESS COMP ASM 311T
1 [D414600000] ELEC-ELECTRONIC COMP ASM
1 [D414700002] ELEC-CABLE PRIM PWR & GND-CUSTOMER ACCESS
1 [D414900000] OPER-LPS DIR./HAZ.
1 [D415200000] SWITCH-ROCKER HEATED STEP TREAD
1 [D415400000] SWITCH-WARN LPS FOOT OPER.
1 [D416100000] OPERATION-LAMPS SIDE DIRECT.OONLY
1 [D416400000] BLOCK-FUSE CUSTOMER ACCESS
1 [D417100001] LPS-DOME REAR MOST LED
1 [D418600002] OPER-PRE-TRIP INSPECTION
1 [D419601001] ELEC-SEAT BELT PILOT LAMP
1 [D419700001] OPER-SEAT BELT PILOT LAMP
1 [D419900000] LAYOUT-ROCKER SWITCH STANDARD
1 [D421300001] GPS-ZONAR V3

1 [D422700000] ROUTER-WIFI BUSWISE
1 [D423000000] Elec-WiFi Power & Ground
1 [D423100000] CAMERA-MOBILEYE BUSWISE
1 [D423200000] Oper-MobilEye CAS
1 [D423500000] Elec-Haptics CAS
1 [D423600000] CAMERA-PV 360 - BUSWISE
1 [D423700000] ECU-PV 360 Camera
1 [D423800000] Elec-PV 360 Power Kit
1 [D423900311] Elec-PV 360 Camera
1 [D424000311] ELEC-PV 360 CAM STOP/TAIL/TURN
1 [D425000000] ELEC-PV 360 CAM-MIRROR MONITOR
1 [D500003000] OPEN VIEW - ES, HEATED, REMOTE
1 [D500100000] SWITCH-RKR MIRROR HTR.
1 [D500200001] ELEC-MIR A HTD & RC
1 [D500304002] MIR-B EXT.CROSSVIEW HTD BLK BRKT
1 [D500602018] SIGN-STOP, ELEC FRT #T6100-E21 LED
1 [D500702021] SIGN-STOP, ELEC RR #T6101-E21 LED
1 [D500800007] ELEC-ELECTRIC STOP SIGN FRT
1 [D500900311] ELECTRICAL-ELECTRIC STOP SIGN REAR
1 [D501400311] RAIL-EXTERIOR GUARD @ WINDOW,SEAT,FLOOR,SKIRT
1 [D501500000] RAIL-EXT GRD @ SEAT FRT END LS
1 [D501901000] RAIL-EXT GRD@ FLOOR, NONE
1 [D502513000] PAINT-EXT HNDL(S) BLACK
1 [D502600000] BUMPER-REAR 2 BRACES NO EXHAUST HOLE
1 [D502800000] TRIM-FRT CAP RS/LS
1 [D502900004] SKT.FWD.STPWLL LO DEF
1 [D503104001] DECAL-REFL FRT CAP "SCHOOL BUS"
1 [D503204001] DECAL-REFL RR CAP "SCHOOL BUS"
1 [D503302000] CAP-FRT ROOF VENT W/WARN.LPS.
1 [D503402000] CAP-REAR ROOF W/WARN.LPS.
1 [D503501000] PANELS-EXT RR W/4"AUXLPS
1 [D503600000] SHEET-DRIVERS EXTERIOR 20 GA.
1 [D503700700] SHEET-UPPER SIDE EXTERIOR
1 [D503902311] GUSSET-21"H LWR SIDE SHEET
1 [D504006311] SHEET-LWR, L MID 20G,21"
1 [D504108311] SHEET-LWR,L RR 20G,BOX FWD 311
1 [D504206311] SHEET-LWR,R MID 20G,21"
1 [D504308311] SHEET-LWR,R RR 20G,BOX FWD 311
1 [D504402008] VISOR-EXT.@ WARN LPS (8)
1 [D504500003] DOOR-U/B L BATTERY 24"
1 [D504600000] OPER-MIRRORS EXT HTD.
1 [D505302311] UNDERCOATING-UNDERGUARD
1 [D505500001] DECAL-"DIESEL"
1 [D505600000] DOOR-FUEL FILL ACCESS BTR
1 [D505712021] FENDERETTE-STL/RBR 21" BOX BOTH
1 [D505800704] HEADERS-WINDOW INTERIOR 311T
1 [D50601E311] PAINT-EXTERIOR ROOF WHITE 311T
1 [D506114311] PAINT-EXT WINDOW AREA BLACK
1 [D506347000] PAINT-EXT GRD RAIL @ WINDOW BLACK
1 [D506447000] PAINT-EXT GRD RAIL @ SEAT BLACK
1 [D506547000] PAINT-EXT GRD RAIL @ FLOOR BLACK
1 [D506647000] PAINT-EXT GRD RAIL @ SKRT BLACK
1 [D506747001] PAINT-EXT BUMPER REAR BLACK
1 [D506800001] PAINT-EXT ENT DOOR NONE
1 [D506900000] PAINT-BLACK TRIM-FRONT/REAR ROOF CAPS
1 [D507001001] PANELS-EXTERIOR REAR SIDE LONG W/STATIONARY GLASS
1 [D507100001] LS STORAGE BOX 1 - 100" WIDE
1 [D507300000] LS STORAGE BOX 2 - NONE
1 [D507400003] LATCH-BATT DOOR LOCKING
1 [D507601000] LATCH-FUEL FILL ACCESS W/LOCK
1 [D508100081] ROOF SHEETS-(2)HATCH - 311T
1 [D508200001] RS STORAGE BOX 1 - 100" WIDE
1 [D508300002] RS STORAGE BOX 2 - 30" WIDE
1 [D508400000] RS STORAGE BOX ROH - NONE
1 [D508500000] LS STORAGE BOX ROH - NONE
1 [D510646311] PAINT-SOLID COLOR YELLOW
1 [D510800001] BTR FUEL FILL RECESS, W/DOOR
1 [D510900000] VENT-STATIC PRESENT
1 [D511501700] PILASTER - 311T, 700

1 [D511800001] LATCH-LOCKING DEF ACCESS DOOR
1 [D512900000] RAIL-SNOW RAIL PRESENT
1 [D513000000] FLEETSHIELD TUFFCOAT-FRONT BUMPER
1 [D515100311] HARDWARE-MOUNTING CLIPS STANDARD
1 [D600100000] PANELS-REAR END INTERIOR REAR GALVALUME
1 [D600201000] PANELS-RR END INT SI LONG W/ST
1 [D600300000] BULKHEAD-RR END INT.GRY
1 [D600400000] PANELS-ACCESS RR BULKHEAD GRAY
1 [D600500311] COVER-HARNESS ACCESS@HDR
1 [D600600000] COVER-ACCESS RR END HARNESS
1 [D600700000] COVER-ACCESS FRT END HARNESS
1 [D600801001] COVER-TRIM DRVS HDR W/STORAGE
1 [D600901000] COVER-TRIM FRT END W/S HEADER
1 [D601003002] COVER-TRIM FRT ENT.ALUM.DR HDR.ELEC.OP.
1 [D601100011] HEADLINING-VESTIBULE ACOUSTIC, GRAY,W/ DRIVE/ENTRANCE LAMPS
1 [D601200002] H/L-RR LONG SMOOTH GRAY W/LPS
1 [D601402311] STRIPS-AISLE, GALVALUME 311T
1 [D601510311] FLR-GRY VINYL W/13" CTR AISLE
1 [D601600006] FLR-BLK WHEELHOUSE AND HEATER
1 [D601700311] FLR-PLYWOOD 5/8" 311T
1 [D601800001] COVER-FUEL SENDING INSPECTION
1 [D601900311] MOLDING-SHOE 311T
1 [D602001311] SPEAKERS-INT. 30 WAT.(6) 311T
1 [D602102311] ELEC- (6) INT SPEAKERS 311T
1 [D602200009] Mirror-Int 6"X30" 360 Camera
1 [D602400000] LABEL-VEHICLE CERTIFICATION
1 [D603000000] PAD-DR HEADER, RR EMER 36"W
1 [D603603084] HTR-U/S LS 84,000 BTU LOC 3
1 [D604209084] HTR-U/S LS 84,000 BTU LOC 9
1 [D6047FQ1HM] HOSE-HTR HIMILER W/ W/H POS 17
1 [D604800000] HEATER-ENTRANCE DOOR STEPWELL
1 [D605000000] SWITCH-ROCKER HEATER STEPWELL
1 [D605200001] CLAMPS-PLUMBING HEATER CONSTANT TORQUE
1 [D605301000] CLAMPS-UNDERSEAT HEATER CONSTANT TORQUE
1 [D605600000] LUGGAGE RACK ALERT - NONE
1 [D605807003] CONNECTION-HEATER(2) CONSTANT TORQUE/HI MILER
1 [D605900000] SWITCH-ROCKER HEATER LEFT 1ST
1 [D606000000] SWITCH-ROCKER HEATER LEFT 2ND
1 [D606100000] SWITCH-ROCKER HEATER REAR WALL
1 [D606400003] ELEC-HTR U/ SEAT POS 3
1 [D607000009] ELECTRICAL-HEATER UNDERSEAT POSITION 9
1 [D607500000] HOLDER-CERTIFICATE 4"X 6"
1 [D607600700] RAIL-SEAT
1 [D607700000] LAYOUT-SEAT RAIL HOLES RS
1 [D607800000] LAYOUT-SEAT RAIL HOLES LS
1 [D607904700] LINING-SIDE INT.
1 [D608100000] CABINET-SW, FWD
1 [D608200000] CABINET-SWITCH, LOWER WITHOUT POCKET
1 [D608300000] CABINET-SWITCH, UPPER
1 [D608400001] CABINET-TOP PLATE (3 BANK)
1 [D608501001] TREAD-STEP ALUMINUM ENTRANCE DOOR GRAY
1 [D608600001] TRIM-STEPWELL HORIZONTAL WITH RIBBED NOSE
1 [D609000000] OPER-HTR U/ SEAT LS FWD
1 [D609100000] PANEL-ACCESSORY MOUNTING SAFTEY EQUIPMENT
1 [D609201001] OPERATION-HEATER STEPWELL & STEP TREAD
1 [D609500000] INSULATION-VEST HEADLINING 2"
1 [D609600700] INSULATION-SIDELINING 2" POLY
1 [D609700000] SWITCH-RKR HTR BOOST PUMP
1 [D609800000] INSULATION-RR BULKHEAD 2" POLY
1 [D609901002] INSULATION-FRT BULKHEAD W/ACRSY 2"POLY
1 [D610000000] OPER-HTR U/ SEAT LS AFT
1 [D610100000] OPERATION-HTR REAR WALL/R.S.RR.FLR.
1 [D610339004] RAIL-ASSIST FRT ENT DR 39"YEL
1 [D610403311] H/L-PASS AREA ACOUS GREY 311T
1 [D610500311] HEADERS-WINDOW EXTERIOR 311T
1 [D610600311] INSULATION - RAFTER CAVITY 311T
1 [D610700006] SOUND ABATEMENT-STEP W/HTR 4"
1 [D610800000] INSULATION - URETHANE
1 [D610900700] PAD-SHDR RAIL, 42 OZ WOLF BLK

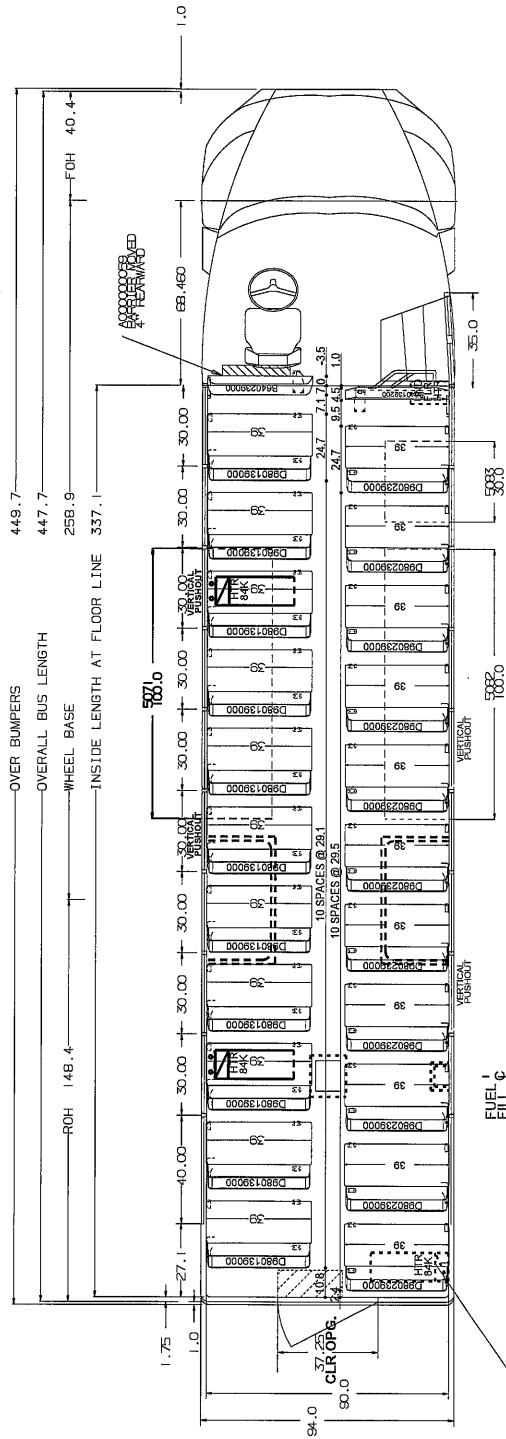
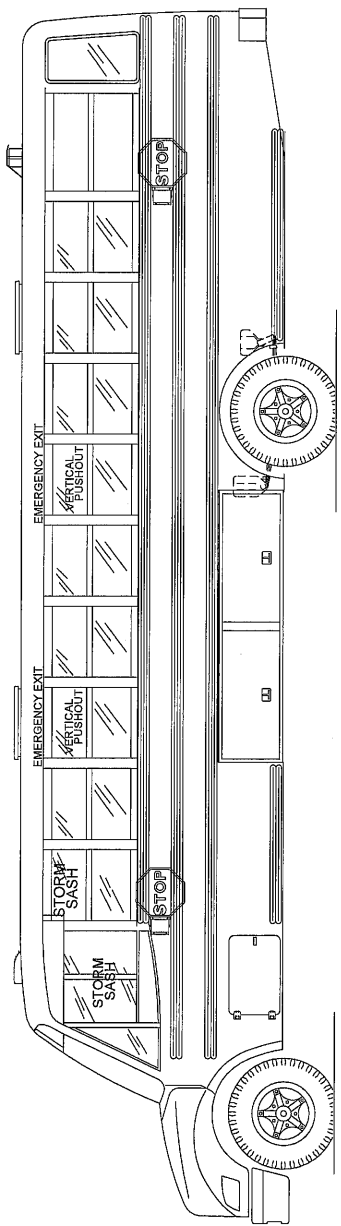
1 [D611000000] RAIL-ASSIST FRONT ENTRANCE DOOR RIGHT SIDE 1"OD
1 [D611801002] CVR-KICK PLATE ENT DR-W/HTR LO
1 [D613100000] HARNESS COVER COLOR - GRAY
1 [D613200001] SPEAKER ALERT - PRESENT
1 [D613400000] DOME LPS - MINIMUM
1 [D613500000] HEADLINING COLOR - GREY
1 [D613600001] HEADLINING TYPE - ALL ACOUSTIC
1 [D613800000] MAT, FLOOR VESTIBULE
1 [D614000000] TRIM-INTERIOR DASH FORWARD
1 [D614617084] HTR-RS 84,000 BTU RR FLR.
1 [D614701311] ELEC-HTR U/ SEAT POS.17
1 [D616100001] INSTALLATION-PARK BRAKE NONE
1 [D616800311] SEALANT-PLYWOOD FLOOR EDGES
1 [D616900002] INSULATION-INT LONG REAR WDO
1 [D617000000] SEALING-FLOOR COVERING
1 [D617100000] LUGGAGE RACK ALERT - NONE
1 [D619600000] ELEC-HTR ENT DOOR STEPWELL
1 [D620600000] HOLDER-STORAGE, CLIP BOARD
1 [D622700001] BRACKET-ZONAR GPS
1 [D700000001] GLASS-WINDSHIELD ONE PIECE WITH TINTED BAND
1 [D700101001] GLASS-RS FT STAT CLR TEM STORM
1 [D700201001] GLASS-LS FRT STAT CLR TEM STOR
1 [D700300000] GLASS-REAR STAT CLEAR TEMPERED
1 [D700400002] GLASS-RR SIDE STAT TINTED TEMP
1 [D700500000] FRAME-WDO SPLIT
12 [D700530000] FRAME-WDO SPLIT 30"W
2 [D700540000] FRAME-WDO SPLIT 40"W
2 [D700600L01] FRAME-WDO P/O VERT TEMP TNT LS
2 [D700600R01] WDO P/O VERT TEMP TNT RS
12 [D700730002] GLASS-WDO TINT TEMP 30"
2 [D700740002] GLASS-WDO TINT TEMP 40"
1 [D700830L00] GLASS-WDO STORM TEMP 30" L
1 [D700830R00] GLASS-WDO STORM TEMP 30" R
1 [D700900003] STOPS-WDO 12"
1 [D701200000] GLS-LWR RR DR TEMP CLR
1 [D701300000] GLS-UPR RR DR TEMP CLR
1 [D701500000] OPER-WDO P/O
1 [D701600010] WDO-DRIVER'S STORM TEMP
1 [D800008311] EXHAUST-LS TURNDWN, BELOW BMPR
1 [D800600003] ANTI-FREEZE, OAT -34 DEGREE
1 [D800700000] WINTERFRONT-CHASSIS GRILLE WHITE
1 [D800800000] EXHAUST - KIT, TSL17 HEATE
1 [D801000000] TUBE-FILL BTR & OVERFLOW HOSE
1 [D801100000] CAP-FUEL FILL BTR NON-LOCKING
1 [D801200000] SHIELD-EXHAUST PIPE
1 [D900104001] SEAT-DRIVER NATIONAL W/HEAT
1 [D900302001] ARMREST NATIONAL DRVR'S ST. BOTH SIDES
1 [D900403004] UPH DR.ST.BLACK FABRIC INSERT KEVLAR TRIM NATIONAL
1 [D900503007] PEDESTAL-NATIONAL AIR W/2 SHOCKS
1 [D900602000] COVER PEDASTAL NATIONAL DR.ST.
1 [D900702001] SLIDE STOP NATIONAL DR.ST. NONE
1 [D900802002] RETAINER NATIONAL DR.ST.BELT
1 [D900902001] POUCH-DR.ST.STORAGE NONE
1 [D901039000] KICKPLATE-MOD.PANEL RS 39"
1 [D901200002] RISER-DRIVERS SEAT, NATIONAL
1 [D901600000] ELEC-PEDESTAL, HEATED SEAT
1 [D901700000] Haptics-Present
11 [D980139000] SC3 39"LS 3-PASSENGER WALL MOUNT
11 [D980239000] S3C 39"RS 3-PASSENGER WALL MOUNT
22 [D980410166] FIREBLOCK BLUE UPHOLSTERY - S3C PASSENGER SEAT
22 [D989003000] S3C WALL MOUNT HARDWARE - C2

Optional Equipment - Chassis:

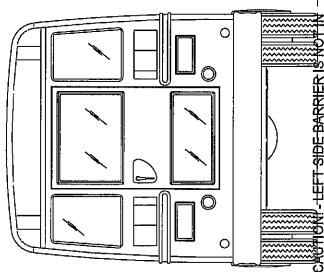
- 1 [FL-018-002] AIR BRAKE PACKAGE
- 1 [FL-065-357] PAINT - FLAT SCHOOL BUS YELLOW ANTI-GLARE
- 1 [FL-093-1G4] RADIAL FRONT TIRE, MICHELIN XZE2,11R22.5 14 PLY
- 1 [FL-107-032] CUMMINS 18.7 CFM COMPRESSOR
- 1 [FL-111-001] STANDARD ENGINE OIL
- 1 [FL-124-1AB] LN 12 VOLT 200 AMP 4940 PAD MOUNT ALTERNATOR
- 1 [FL-128-076] CUMMINS INTEGRAL EXHAUST BRAKE WITH VARIABLE TURBO
- 1 [FL-130-003] SANDEN COMPACT AIR CONDITIONING COMPRESSOR
- 1 [FL-132-004] ELECTRIC GRID AIR INTAKE WARMER
- 1 [FL-138-010] PHILLIPS 750 WATT/115 VOLT BLOCK HEATER
- 1 [FL-140-039] ENGINE HEATER RECEPTACLE MOUNTED FACE OF BUMPER, LEFT SIDE
- 1 [FL-141-031] WEBASTO 17K BTU COOLANT HEATER
- 1 [FL-142-009] BATTERY ENABLED WEBASTO SMARTEMP CONTROL FX 7 DAY TIMER
- 1 [FL-148-084] PROG RPM CTRL W A/C OR 12.75V LOW VOLT AUTO HI IDLE, DASH SW
- 1 [FL-149-013] CRUISE CONTROL-ELEC ENG,W/SWITCHES IN LH SWITCH PANEL
- 1 [FL-155-057] DELCO 12V 29MT STARTER WITH INTEGRATED M
- 1 [FL-160-025] DIAGNOSTIC INTERFACE CONNECTOR,9-PIN, S
- 1 [FL-162-002] IGNITION SWITCH CONTROLLED ENGINE STOP
- 1 [FL-170-041] ADDL AUX LINES W/MANIFOLD PLUMBING AND COMBINED SHUTOFF
- 1 [FL-171-007] GATES BLUE STRIPE COOLANT HOSES
- 1 [FL-172-016] CONSTANT TORQUE BREEZE CLAMPS ON 1 IN DIA GREATER, SS C
- 1 [FL-174-001] CAST BOOSTER PUMP
- 1 [FL-185-108] NO CLUTCH PEDAL WITH ADJUSTABLE SUSPENDED BRAKE&ACCELERATOR
- 1 [FL-230-003] 100GALLON/378 LITER STEEL RECTANGULAR FUEL TANK,BETWEEN RAIL
- 1 [FL-23U-004] 11.5 GALLON DEF TANK
- 1 [FL-264-029] AIR HORN,LH MOMENTARY DASH SWITCH ACTIVATED
- 1 [FL-273-037] WARNER ELECTRIC ELECTRO-MAGNETIC ON/OFF
- 1 [FL-284-095] 12VOLT POWER SUPPLY LH PANEL
- 1 [FL-285-020] SOLID STATE CIRCUIT PROTECTION, PDMS WIT
- 1 [FL-292-097] (2) ALLIANCE 1131, GROUP 31, 12 VOLT, MF, 1900 CCA BATTERIES
- 1 [FL-293-070] COLE HERSEE BATTERY CUT-OFF SWITCH, BATTERY BOX MOUNTED
- 1 [FL-311-005] DAYTIME RUNNING LIGHTS SET @ 85%
- 1 [FL-315-062] RECTANGULAR CLEAR FOG LIGHTS MOUNTED UNDER BUMPER
- 1 [FL-31L-083] STOP SIGN PRESENT
- 1 [FL-32F-005] OVER DOOR LAMP, RIGHT HAND FRONT ENTRANCE DOOR
- 1 [FL-342-1MJ] ALLISON 2500 PTS AUTOMATIC TRANSMISSION
- 1 [FL-343-301] ALLISON VOCATIONAL PACKAGE 354 - FIFTH GEN
- 1 [FL-35T-001] SYNTHETIC 50W TRANSMISSION LUBE (TES-295 COMPLIANT)
- 1 [FL-386-055] SPL100 DANA SPICER MAIN DRIVELINE
- 1 [FL-400-1A5] DA-F-10-3 10,000# FF1 71.5 KPI/3.74 DROP SINGLE FRONT AXLE
- 1 [FL-402-083] BENDIX ADB22X-V AIR DISC FRONT BRAKES
- 1 [FL-404-1BB] AIR DISC LONGSTROKE CENTER PORT FRONT BRAKE CHAMBERS
- 1 [FL-405-030] FRONT AIR DISC BRAKE INTERNAL ADJUSTERS
- 1 [FL-409-021] CHICAGO RAWHIDE SCOTSEAL PLUS XL FRONT OIL SEAL
- 1 [FL-40T-002] SYNTHETIC 75W-90 FRONT AXLE LUBE
- 1 [FL-418-045] CONMET PRESET BEARING FRONT IRON HUBS
- 1 [FL-419-004] DISC BRAKE FRONT ROTORS FOR HYDRAULIC BRAKES
- 1 [FL-41T-002] SYNTHETIC 75W-90 REAR AXLE LUBE
- 1 [FL-420-1C8] DA-RS-21-4 21K R-SERIES SINGLE REAR AXLE
- 1 [FL-421-588] 5.88 AXLE RATIO
- 1 [FL-423-083] BENDIX ADB22X-V AIR DISC REARBRAKES
- 1 [FL-426-1AH] AIR DISC LONGSTROKE 1-DRIVE AXLE SPRING PARKING CHAMBERS
- 1 [FL-428-030] REAR AIR DISC BRAKE INTERNAL ADJUSTERS
- 1 [FL-440-021] CHICAGO RAWHIDE SCOTSEAL PLUS XL REAR OIL SEAL
- 1 [FL-450-045] CONMET PRESET BEARING REAR IRON HUBS
- 1 [FL-452-998] NO TRACTION STABILIZER
- 1 [FL-460-008] STEEL AIR BRAKE RESERVOIRS INSIDE FRAME RAILS
- 1 [FL-477-011] PETCOCK DRAIN VALVES ON ALL AIR TANKS
- 1 [FL-480-009] BENDIX AD-9 AIR DRYER WITH HEATER
- 1 [FL-490-101] WABCO 4S/4M ABS W/TRACTION CONTROL
- 1 [FL-502-653] FRONT ACCURIDE 50408 22.5X8.25 10-HUB PILOT, 5-HAND
- 1 [FL-505-653] REAR ACCURIDE 50408 22.5X8.25 10-HUB PILOT, 5-HAND
- 1 [FL-52M-003] TIRE/WHEEL BALANCING-LEAD FREE WEIGHTS
- 1 [FL-532-002] ADJUSTABLE STEERING COLUMN
- 1 [FL-545-657] 6575MM (259) WHEELBASE
- 1 [FL-546-1AJ] 5/16 X 3 X 10-1/8 STEEL FRAME 120,000 PSI YIELD
- 1 [FL-556-1DF] 1-PIECE 14 PTD STL 1/4 HD BUMPER JACK PROVISION

1 [FL-558-001] FRONT FRAME-MOUNTED TOW HOOKS
1 [FL-620-062] 10,000 LB. TAPERLEAF FRONT SUSPENSION
1 [FL-622-284] AIRLINER 21,000 LB. REAR SUSPENSION
1 [FL-644-057] FIBERGLASS HOOD WITH SPLASH SHIELDS
1 [FL-647-001] WHITE WINTERFRONT
1 [FL-65X-004] BLACK HOOD MOUNTED AIR INTAKE GRILLE
1 [FL-66W-007] BAT PWD 2-POS INT DOOR CONTROL LS SWITCH PANEL
1 [FL-690-010] HOOD TUNNEL/FIREWALL PREMIUM NOISE ABATEMENT AND INSULATION
1 [FL-698-001] RADIATOR MTD A/C CONDENSER
1 [FL-700-002] HEATER, DEFROSTER,AND AIR COND
1 [FL-721-029] 112DB BACKUP ALARM
1 [FL-727-036] VALVE & PLUMBING FOR CUSTOMER FURNISHED AIR HORN
1 [FL-742-007] (2) CUPHOLDERS, LEFT HAND AND RIGHT HAND DASH
1 [FL-763-801] FASTEN SEAT BELT INDICATOR FOR CUSTOMER SUPPLIED SEAT BELT
1 [FL-786-1A0] LOCATING SYSTEM WITH VEHICLE MONITORING
1 [FL-79A-075] 75 MPH ROAD SPEED LIMIT
1 [FL-810-027] ELECTRONIC SPEEDOMETER WITH SECONDARY KPH SCALE, NO ODOMETER
1 [FL-811-039] DRIVER MESSAGE CENTER WITH LCD DISPLAY
1 [FL-81Y-001] PRE/POST TRIP SYSTEM TEST
1 [FL-846-001] AMMETER
1 [FL-84C-003] PRIMARY MODE GEARS, 5 FORWARD
1 [FL-84L-019] FS-BASIC, DSS MED
1 [FL-84U-998] NO MODE SWITCH
1 [FL-864-022] DIGITAL TRANS OIL TEMP IN DRIVER DISPLAY
1 [FL-882-023] ONE-VALVE PARKING BRAKE SYSTEM WITH WARNING
1 [FL-910-001] SINGLE AIR SUSPN LEVELING VALVES
1 [FL-980-6MJ] CAB COLOR A:L5898EB SCHOOL BUS YELLOW ELITE BC
1 [FL-981-89D] CAB COLOR B: E180YM068 SCHOOL BUS YELLOW (LOW GLOSS) BASF
1 [FL-98A-88Z] GRILLE COLOR: E180KM002 BLACK BASF

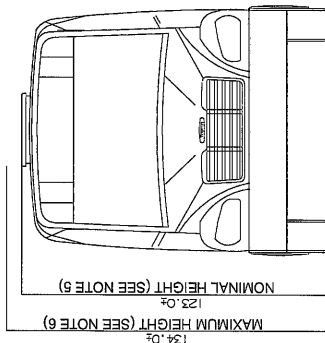
SEATING CAPACITY: 66 + DRIVER



NOT AVAILABLE ACROSS FROM 39th SEAT OR UNDER FREEDMAN CITISEAT



CAUTION - LEFT SIDE BARRIER IS NOT IN STANDARD LOCATION, SEE SEATING PLAN.
CAUTION - RIGHT SIDE BARRIER IS NOT IN STANDARD LOCATION, SEE SEATING PLAN.



ALL DIMENSIONS ARE FOR REFERENCE ONLY

GENERAL NOTES

1. SEAT PIVOT POINT IS CENTER OF GRAVITY AND NOT CENTER OF MASS.
2. ONLY FOR CARGO REPRESENTATION ONLY AND MAY NOT HAVE ALL ITEMS REQUIRED.
3. OFF-CENTERING OF SEAT BOTTOM OF BUS ON BOTTOM VARY ACCORDING TO THE SIZE, BUS LOAD, AND WEIGHT.
4. THE MAXIMUM WIDTH AT BELT LINE OVER GUARD.
5. THE MAXIMUM SEAT HEIGHT IS BASED ON A STANDARD 175 LB MALE.
6. THE MAXIMUM SEAT HEIGHT IS BASED ON A BODY WITH 175 LB MALE SEATING POSITION DOES NOT TAKE INTO ACCOUNT THE WEIGHT OF THE TOTAL SEATING AREA, INCLUDING AIRS, AIRS, LEANS AND CROSSING ARMS.

THIS DRAWING AND ALL INFORMATION PROVIDED WITH IT ARE THE PROPERTY OF THOMAS BUILT BUSES, INC. ANY REPRODUCTION OR DISTRIBUTION OF THIS MATERIAL WITHOUT THE WRITTEN PERMISSION OF THOMAS BUILT BUSES, INC. IS STRICTLY PROHIBITED.

THOMAS BUILT BUSES, INC
HIGH POINT, NC

PLAN AND ELEVATION
Body 311TS

DATE: 3/8/12

SCALE: 3/8"=12"

DRW: 300-17 BY: D...
SHEET NO: 5
696695

Program Version: 17.5.1

Model: Saf-T-Liner C2
Quote Number: 329510
Locality: MT

REV	DATE	BY	APP
1	2/1/12
2	2/1/12