

# ERA INDEPENDENT SCHOOL DISTRICT

*Home of the Hornets*

## ELEMENTARY PRINCIPAL'S REPORT

September 12, 2019

	13-14	14-15	15-16	17-18	18-19	Aug	Sep	Oct	Nov	Dec	Jan	Feb	Mar	Apr	May
EE	0	0	0	2	0	1	1								
PK	0	0	0	0	1	0	0								
K	32	37	34	29	37	33	32								
1	35	41	38	30	31	39	39								
2	37	38	41	35	32	31	30								
3	32	34	41	38	33	30	30								
4	35	33	39	36	41	33	33								
5	30	38	35	41	33	44	45								
6				40	44	35	35								
K-6	201	221	228	251	252	246	245	0	0	0	0	0	0	0	0

PASSING RATE (by six weeks)									
	1	2	3	Fall	4	5	6	Spring	Year
K									
1									
2									
3									
4									
5									
6									
K-6									

ATTENDANCE		TRANSFERS		
K	98.26%	K	12	36%
1	97.86%	1	13	33%
2	98.91%	2	19	61%
3	98.70%	3	14	46%
4	99.49%	4	12	36%
5	99.38%	5	23	52%
6	98.57%	6	15	42%
K-6	98.74%	K-6	108	44%

**Upcoming Events:**

- 9/9-9/13 T-TESS Meetings with Teachers (Goal Setting)
- 9/19 Instructional Leaders Meeting at ESC 11
- 9/24 Blood Drive
- 9/26 School Picture Day
- 9/30 No School- Parent Teacher Conferences
- 10/10 Fire Prevention Show for Elementary
- 10/11 No School- Bye Week for Football
- 10/14-10/18 Book Fair
- 10/15 Fall Music Program

# SEPTEMBER

## Parent / Teacher Conferences

Monday September 30th

Don't Forget- We are required to have parent/teacher conferences at the end of the first six weeks.

Sign ups were done at Meet the Teacher. If you did not sign up please contact your child's teacher to get on the schedule. Teachers will send reminders as we get closer.



STUDENTS WHO ARE NAMED HORNET HERO THIS YEAR WILL RECEIVE A BANNER LIKE THE ONE PICTURED ABOVE. OUR STUDENTS WHO EXHIBIT EXCELLENT CHARACTER ARE AWARDED THE HORNET HERO FOR EACH CLASS, EACH SIX WEEKS. ASK YOUR STUDENTS ABOUT WHAT IT TAKES TO BE A HORNET HERO. ASK THEM ABOUT THE CHARACTER SKILLS WE WORK ON DAILY IN MORNING MEETING, ON ANNOUNCEMENTS AND DURING GUIDANCE LESSONS THROUGHOUT THE SIX WEEKS.

PICTURE DAY  
THURSDAY SEPTEMBER  
26TH

**SCHOOL  
YEARBOOK**  
Pre-Order

Order yearbooks now to get the best price. If ordered before the end of September yearbooks are only \$25.

it's  
**cookie  
time!**

PTO Cookie  
Dough sales  
September  
11th -25th

## MORNING DROP OFF

PLEASE EITHER DRIVE THRU AND DROP YOUR STUDENTS OFF AT THE SIDEWALK OR PARK AND WALK THEM ALL THE WAY ACROSS THE DROP OFF LANE. WE MUST ENSURE THAT STUDENTS ARE NOT CROSSING THE PATH OF VEHICLES IN THE DROP OFF LANE UNACCOMPANIED BY AN ADULT.

Elementary Students should not be dropped off before 7:20 am. Students should be in class ready to learn at 8am, if they arrive after 8am they will be marked tardy. All students need to be dropped at the elementary building. All student pick up and drop off should be on the East side of the building. Visitors need to park in the East parking lot and check in with the office.

# SEPTEMBER

<p>3</p> <p><b>LABOR DAY NO SCHOOL</b></p>	<p>3</p>	<p>4</p>	<p>5</p>	<p>6</p> <p>Varsity Football @ERA vs Sacred Heart 7:30 PM</p>
<p>9</p>	<p>10</p>	<p>11</p>	<p>12</p>	<p>13</p> <p>Varsity Football @ Chico 7:00PM</p>
<p>16</p>	<p>17</p>	<p>18</p>	<p>19</p>	<p>20</p> <p>Varsity Football @Eastland vs Miles 7:30 PM</p>
<p>23</p>	<p>24</p> <p><b>BLOOD DRIVE</b></p>	<p>25</p>	<p>26</p> <p><b>SCHOOL PICTURE DAY</b></p>	<p>27</p> <p>END OF 1ST SIX WEEKS</p> <p>Varsity Football @Electra 7:30PM</p>
<p>30</p> <p><b>STAFF DEVELOPMENT STUDENT HOLIDAY</b></p>	<p>1</p>	<p>2</p> <p>COMMUNITY PEP RALLY AT HORNET STADIUM 7:30PM TAILGATE 8:00 PEP RALLY 8:30 FIREWORKS</p>	<p>3</p>	<p>4</p> <p>Varsity Football Homecoming @ERA vs Tom Bean 7:30PM</p>

## CAMPUS FOCUS GOALS- ELEMENTARY

### 1. Academic Goal-Era Elementary will monitor students who struggle in academic areas and will provide appropriate assistance to them as needed.

I n t e r v e n t i o n

#### Evidence of Progress

Performance Objectives	Formative	Summative	Progress as of Septemeber 2019
1.1 Identify students who are struggling academically in a timely manner.	RTI Meetings each six weeks to identify students in need of intervention.	90% of students on Tier One in Math and Reading as determined by End of Year iStation Assessments.	RTI Meetings Tuesday 8/27 resulting in 3 Speech Referrals for Kindergarten
1.2 Monitor student academic growth and progress in grades K-2 (non-STAAR tested).	Increase progress monitoring in reading and math to monthly assessments utilizing iStation Assessments in grades K-2.	90% of students on Tier One in Math and Reading as determined by End of Year iStation Assessments.	RTI Meetings Tuesday 8/27 Istation BOY Testing- attached
1.3 Implement workshop model to allow teachers to differentiate and meet the needs of all their students in all ELA classes	Participation in the Literacy Coalition with ESCXI. 2 day workshop in August, follow up training throughout the year	Students improved reading comprehension on STAAR Assessments and iStation End of Year Assessments.	Initial two day Literacy Coalition Training with focus on Workshop Model for all ELA teachers. K-2 August 7-8 3-5 August 28-29
1.4 Encouraging the use of effective teaching using differentiation and small group instruction in math.	Opportunities for professional development and peer collaboration.	Students improved math on STAAR Assessments and iStation End of Year Assessments.	Mrs. Huntington taught a course during back to school professional development on small group math instruction. All elementary teachers attended and are implementing these procedures into thier daily instruction
1.5 Work to align vertically across campus in math and reading	Provide opportunities for teachers to work across grade levels on teacher work days	Improved alignment vertically in math and reading	PLC Meetings Tuesday 9/3

### 2. Technology Goal- Improved competency amongst staff to educate students in a digital world and prepare them for a future that doesn't yet exist.

C O L L A B O R A T I O N

#### Evidence of Progress

Performance Objectives	Formative	Summative	Progress as of Septemeber 2019
2.1 Encourage staff to support one another in technological growth, development and implementation.	Add technology factor to current monthly staff meeting share, Create Discussion Boards in Google Classroom (Brag Board, Teachers Observing Teachers, Help?)	Increased effective technology use in instruction.	PLC Meetings Tuesday 9/3 Pineapple Chart- Teachers visiting one anothers classrooms to observe instruction.
2.2 Deployment of Chromebooks in K-2	Implement chromebooks and web based curriculum in station rotation model during workshop	Students will be better prepared for student driven learning in upper elementary grades.	Complete- 5 new tablet/chromebooks have been deployed to each classroom K-2

### 3. Culture/Climate Goal- Era Elementary will work to foster an environment of positive collaboration and growth mindset among staff, students, and parents.

C H A R A C T E R

#### Evidence of Progress

Performance Objectives	Formative	Summative	Progress as of Septemeber 2019
3.1 Implement new Mental Health First Aid training "Positive Action"	Incorporate Positive Actions Character Lessons into daily announcements and morning meetings	Improved student character as evidenced by Survey results, Hornet Hero Nomination Forms, and Anecdotal Feedback.	Mental Health First Aid Training for Elementary Staff on 8/13/19
3.2 Provide Parent Education to support raising a child in a digital world.	Host a parent information night	Improved school to home support and education.	Counselor Newsletter- <a href="https://www.smore.com/xzpkq">https://www.smore.com/xzpkq</a> Facebook, email blast
3.3 Continue to foster a growth mindset in students	Guidance lessons each six weeks, Morning Meetings, Daily Announcements communicate digitally about our efforts	Improved student character as evidenced by Survey results, Hornet Hero Nomination Forms, and Anecdotal Feedback.	Daily Announcements, Morning Meeting. Counselor visits for first six weeks. Focus on Trustworthiness in Character Counts.

# New ESSA Goal for 2019/20

Current EOY May 2019 Istation Spelling Average T1 for grades 1-5 was 65%

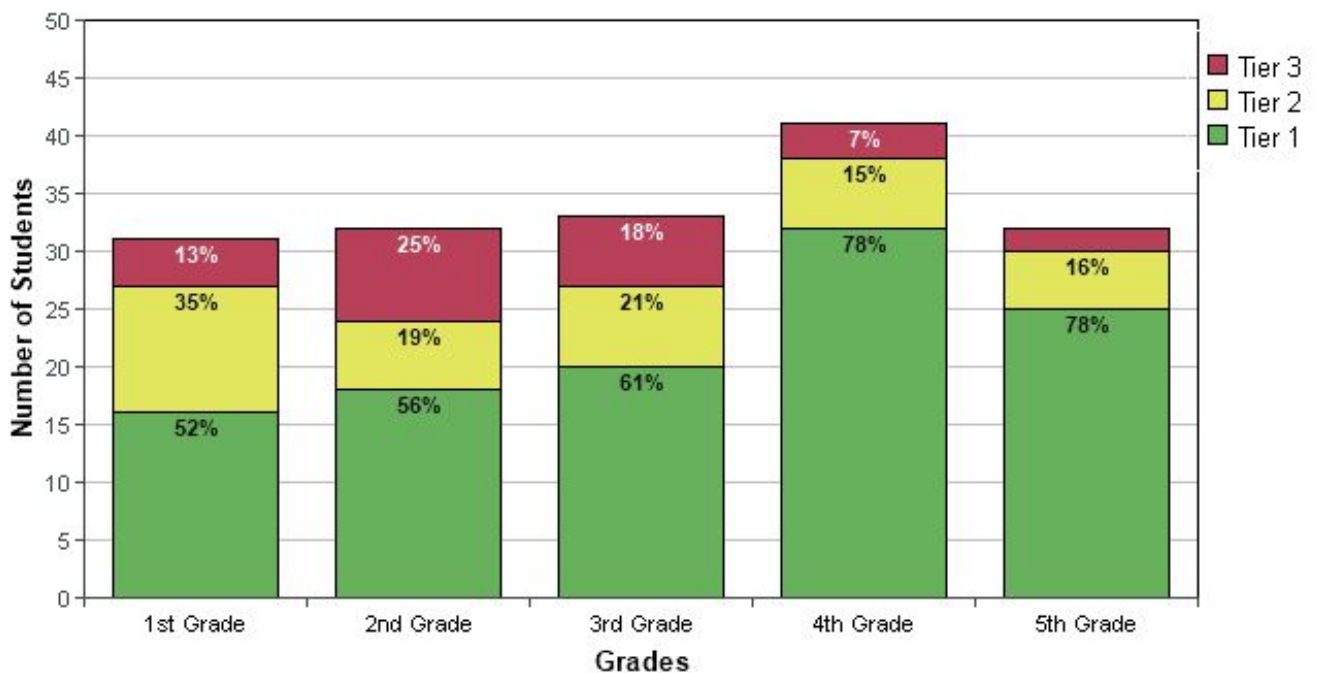
GOAL: 70% of students in First through Fifth Grade will be on Tier One in the area of spelling as measured by iStation's Indicators of Progress by May 2020.

Five Year Goal: 80%

## ISIP™ Early Reading results for Era School

at Era Ind School District - 2018/2019 School Year

All Grades - May 2019



 View as CSV

Number of Students in each Instructional Tier for Spelling (ISIP Early Reading) at Era School

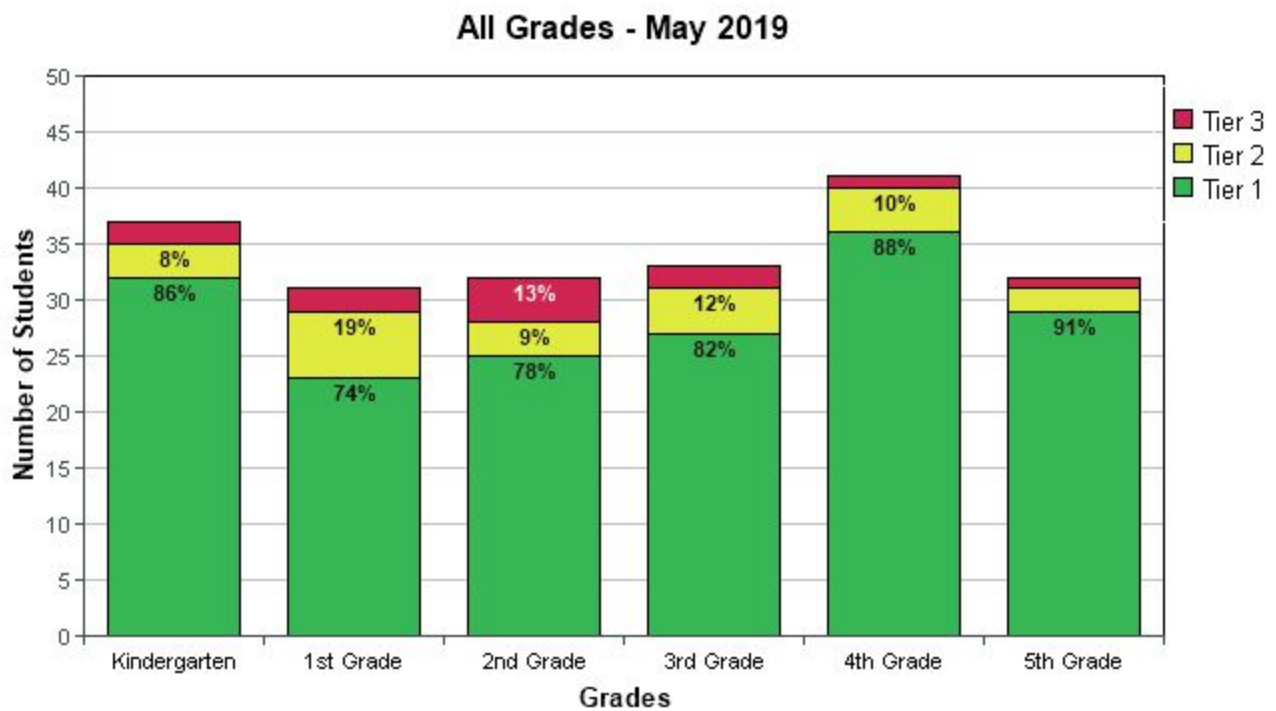
# Skill Growth by tier report in iStation by grade level...May (end of year) percent on Tier One and Tier Two (On grade Level)

## 2018/19 ESSA GOAL:

**88%** of the K-3 students will be on grade level (t1 and T2) as measured by iStations of Indicators of Progress by May of 2019.

EOY 2018 was **87%**

The five year **goal is to reach 90%.**



Total #		T1	T2	T1+T2	Total Percent
37	Kinder	32	3	35	95%
31	Frist	23	6	29	94%
32	Second	25	3	28	88%
33	Third	27	4	31	94%

**EOY Combined K-3 on Grade Level (t1&t2) as measured by iStations Indicators of Progress in May of 2019 is 92%**

# Summary



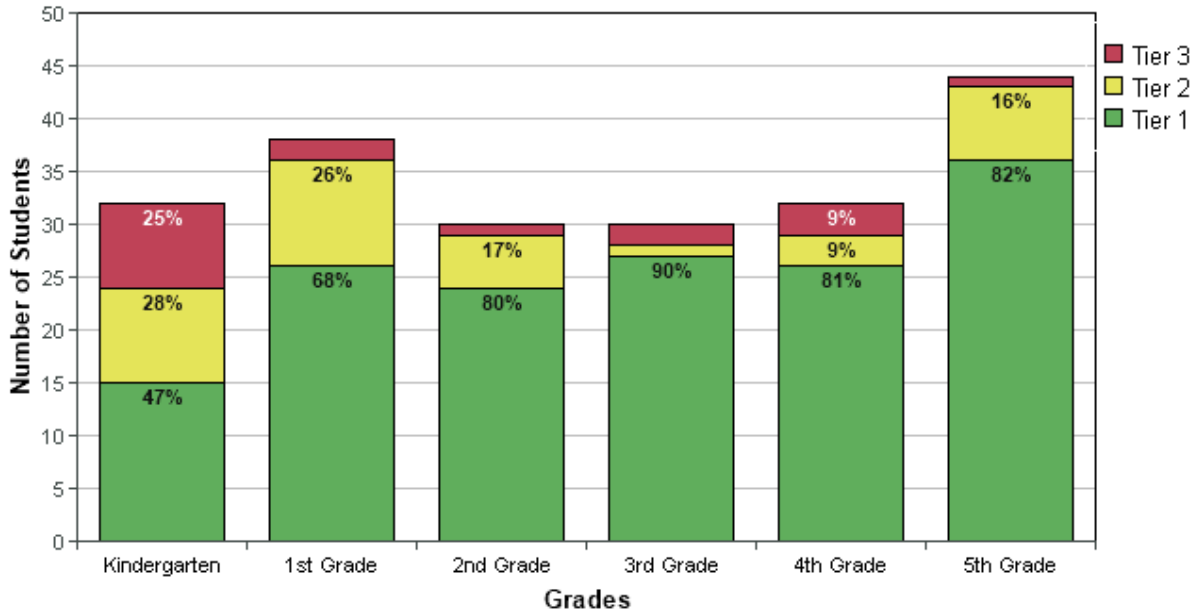
**Istation**  
Supporting Educators. Empowering Kids.  
Changing Lives.

## ISIP™ Early Reading results for Era Ind School District

2019/2020 School Year

as of Fri Sep 13 2019 04:32:30 PM (-05:00)

### All Grades - September 2019



### Kindergarten Results for Overall

[View as CSV](#)

Percentage and Number of Students in each Instructional Tier for Kindergarten at Era Ind School District in September								
School	Total Students	Percentage / Number of Students by Tier						
		Tier 3		Tier 2		Tier 1		
Era School	32	25%	8	28%	9	47%	15	
All Schools	32	25%	8	28%	9	47%	15	

### 1st Grade Results for Overall

 View as CSV

Percentage and Number of Students in each Instructional Tier for 1st Grade at Era Ind School District in September							
School	Total Students	Percentage / Number of Students by Tier					
		Tier 3		Tier 2		Tier 1	
Era School	38	5%	2	26%	10	68%	26
<b>All Schools</b>	<b>38</b>	<b>5%</b>	<b>2</b>	<b>26%</b>	<b>10</b>	<b>68%</b>	<b>26</b>



## 2nd Grade Results for Overall

 View as CSV

Percentage and Number of Students in each Instructional Tier for 2nd Grade at Era Ind School District in September							
School	Total Students	Percentage / Number of Students by Tier					
		Tier 3		Tier 2		Tier 1	
Era School	30	3%	1	17%	5	80%	24
<b>All Schools</b>	<b>30</b>	<b>3%</b>	<b>1</b>	<b>17%</b>	<b>5</b>	<b>80%</b>	<b>24</b>

### 3rd Grade Results for Overall

 View as CSV

Percentage and Number of Students in each Instructional Tier for 3rd Grade at Era Ind School District in September							
School	Total Students	Percentage / Number of Students by Tier					
		Tier 3		Tier 2		Tier 1	
Era School	30	7%	2	3%	1	90%	27
<b>All Schools</b>	<b>30</b>	<b>7%</b>	<b>2</b>	<b>3%</b>	<b>1</b>	<b>90%</b>	<b>27</b>

## 4th Grade Results for Overall

 View as CSV

Percentage and Number of Students in each Instructional Tier for 4th Grade at Era Ind School District in September							
School	Total Students	Percentage / Number of Students by Tier					
		Tier 3		Tier 2		Tier 1	
Era School	32	9%	3	9%	3	81%	26
<b>All Schools</b>	<b>32</b>	<b>9%</b>	<b>3</b>	<b>9%</b>	<b>3</b>	<b>81%</b>	<b>26</b>

## 5th Grade Results for Overall

 View as CSV

Percentage and Number of Students in each Instructional Tier for 5th Grade at Era Ind School District in September							
School	Total Students	Percentage / Number of Students by Tier					
		Tier 3		Tier 2		Tier 1	
Era School	44	2%	1	16%	7	82%	36
<b>All Schools</b>	<b>44</b>	<b>2%</b>	<b>1</b>	<b>16%</b>	<b>7</b>	<b>82%</b>	<b>36</b>



# Summary

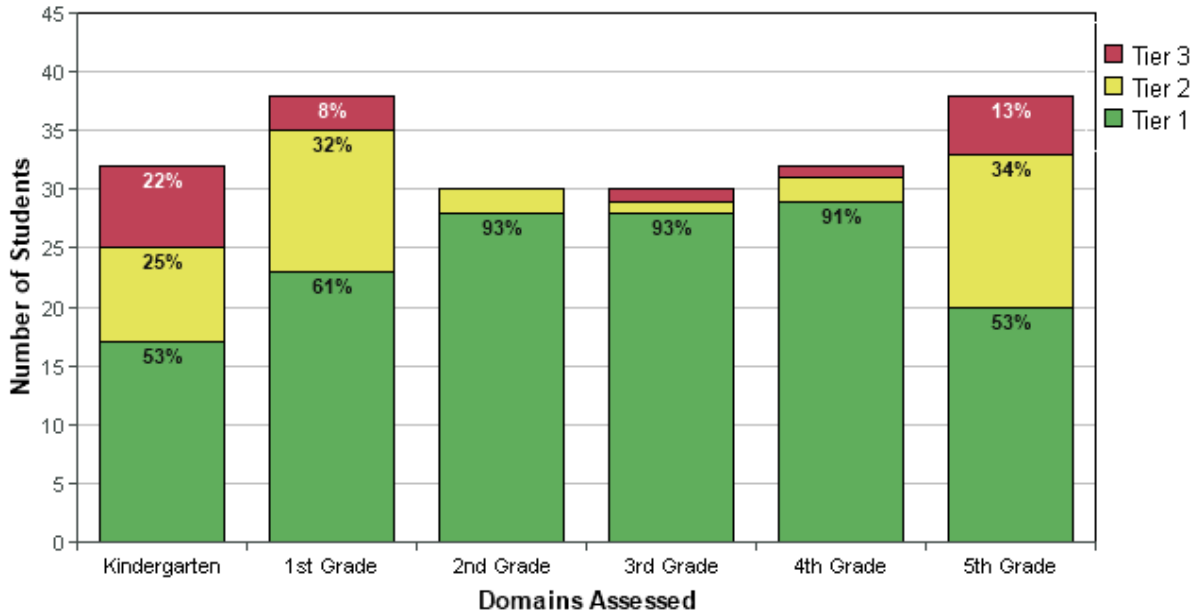
## ISIP™ Math results for Era Ind School District

2019/2020 School Year

as of Fri Sep 13 2019 04:33:13 PM (-05:00)



### All Grades - September 2019



### Kindergarten Results for Overall Math

[View as CSV](#)

Percentage and Number of Students in each Instructional Tier for Kindergarten at Era Ind School District in September								
School	Total Students	Percentage / Number of Students by Tier						
		Tier 3		Tier 2		Tier 1		
Era School	32	22%	7	25%	8	53%	17	
<b>All Schools</b>	<b>32</b>	<b>22%</b>	<b>7</b>	<b>25%</b>	<b>8</b>	<b>53%</b>	<b>17</b>	

## 1st Grade Results for Overall Math

 View as CSV

Percentage and Number of Students in each Instructional Tier for 1st Grade at Era Ind School District in September							
School	Total Students	Percentage / Number of Students by Tier					
		Tier 3		Tier 2		Tier 1	
Era School	38	8%	3	32%	12	61%	23
<b>All Schools</b>	<b>38</b>	<b>8%</b>	<b>3</b>	<b>32%</b>	<b>12</b>	<b>61%</b>	<b>23</b>

## 2nd Grade Results for Overall Math

 View as CSV

Percentage and Number of Students in each Instructional Tier for 2nd Grade at Era Ind School District in September							
School	Total Students	Percentage / Number of Students by Tier					
		Tier 3		Tier 2		Tier 1	
Era School	30	0%	0	7%	2	93%	28
<b>All Schools</b>	<b>30</b>	<b>0%</b>	<b>0</b>	<b>7%</b>	<b>2</b>	<b>93%</b>	<b>28</b>



### 3rd Grade Results for Overall Math

 View as CSV

Percentage and Number of Students in each Instructional Tier for 3rd Grade at Era Ind School District in September							
School	Total Students	Percentage / Number of Students by Tier					
		Tier 3		Tier 2		Tier 1	
Era School	30	3%	1	3%	1	93%	28
<b>All Schools</b>	<b>30</b>	<b>3%</b>	<b>1</b>	<b>3%</b>	<b>1</b>	<b>93%</b>	<b>28</b>

## 4th Grade Results for Overall Math

 View as CSV

Percentage and Number of Students in each Instructional Tier for 4th Grade at Era Ind School District in September							
School	Total Students	Percentage / Number of Students by Tier					
		Tier 3		Tier 2		Tier 1	
Era School	32	3%	1	6%	2	91%	29
<b>All Schools</b>	<b>32</b>	<b>3%</b>	<b>1</b>	<b>6%</b>	<b>2</b>	<b>91%</b>	<b>29</b>

## 5th Grade Results for Overall Math

 View as CSV

Percentage and Number of Students in each Instructional Tier for 5th Grade at Era Ind School District in September							
School	Total Students	Percentage / Number of Students by Tier					
		Tier 3		Tier 2		Tier 1	
Era School	38	13%	5	34%	13	53%	20
<b>All Schools</b>	<b>38</b>	<b>13%</b>	<b>5</b>	<b>34%</b>	<b>13</b>	<b>53%</b>	<b>20</b>

