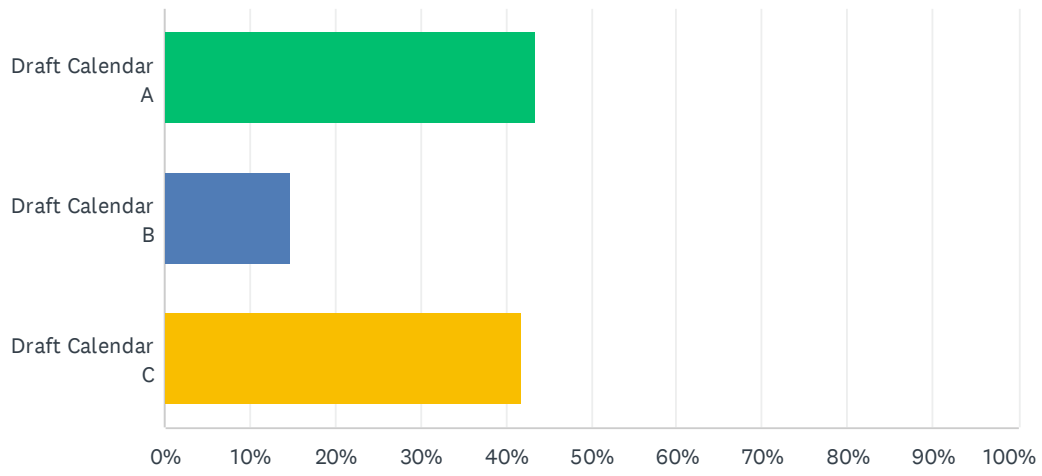


Q1 My first choice for the 2025-2026 school calendar is:

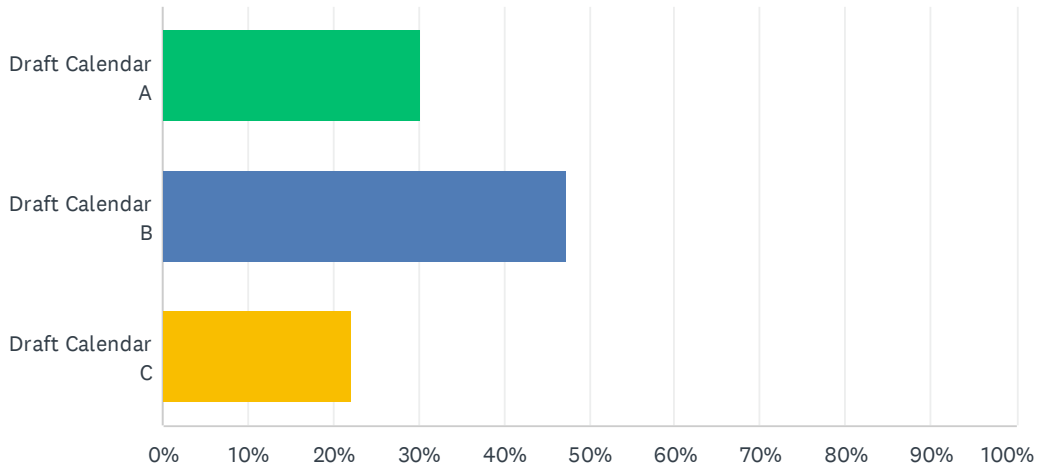
Answered: 1,203 Skipped: 0



ANSWER CHOICES	RESPONSES
Draft Calendar A	43.56% 524
Draft Calendar B	14.71% 177
Draft Calendar C	41.73% 502
TOTAL	1,203

Q2 My second choice for the 2025-2026 school calendar is:

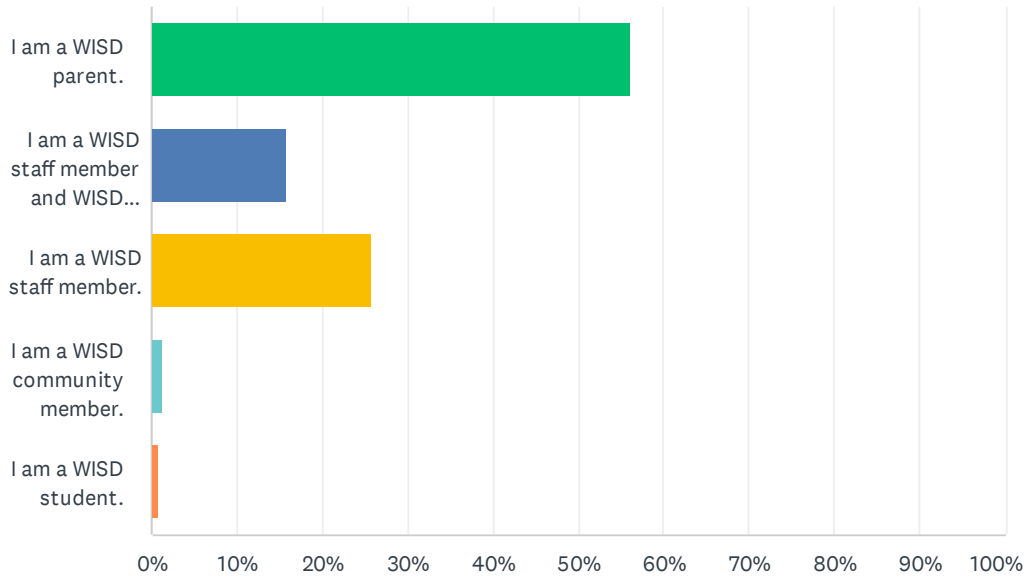
Answered: 1,203 Skipped: 0



ANSWER CHOICES	RESPONSES	
Draft Calendar A	30.34%	365
Draft Calendar B	47.38%	570
Draft Calendar C	22.28%	268
TOTAL		1,203

Q3 Please select the category that best describes your relationship with Weatherford ISD.

Answered: 1,203 Skipped: 0



ANSWER CHOICES	RESPONSES	
I am a WISD parent.	56.11%	675
I am a WISD staff member and WISD parent.	15.79%	190
I am a WISD staff member.	25.85%	311
I am a WISD community member.	1.33%	16
I am a WISD student.	0.91%	11
TOTAL		1,203