

A-F LETTER GRADES

A REVIEW OF THE A-F LETTER GRADE SYSTEM AND AMPHI DATA

Jason Weaver
Program Evaluation and Data Analyst
Office of Learning and Instruction

A-F Letter Grades



Review the key components and calculations of the A-F letter grade system.



Review District Letter Grades



Review State Assessment Achievement Data



A-F Letter Grades: Proficiency Levels for Students



Highly Proficient (Level 4)

- ✓ Advanced understanding, highly likely to be ready (for the next grade level).

Proficient (Level 3)

- ✓ Strong understanding, likely to be ready (for the next grade level).

Partially Proficient (Level 2)

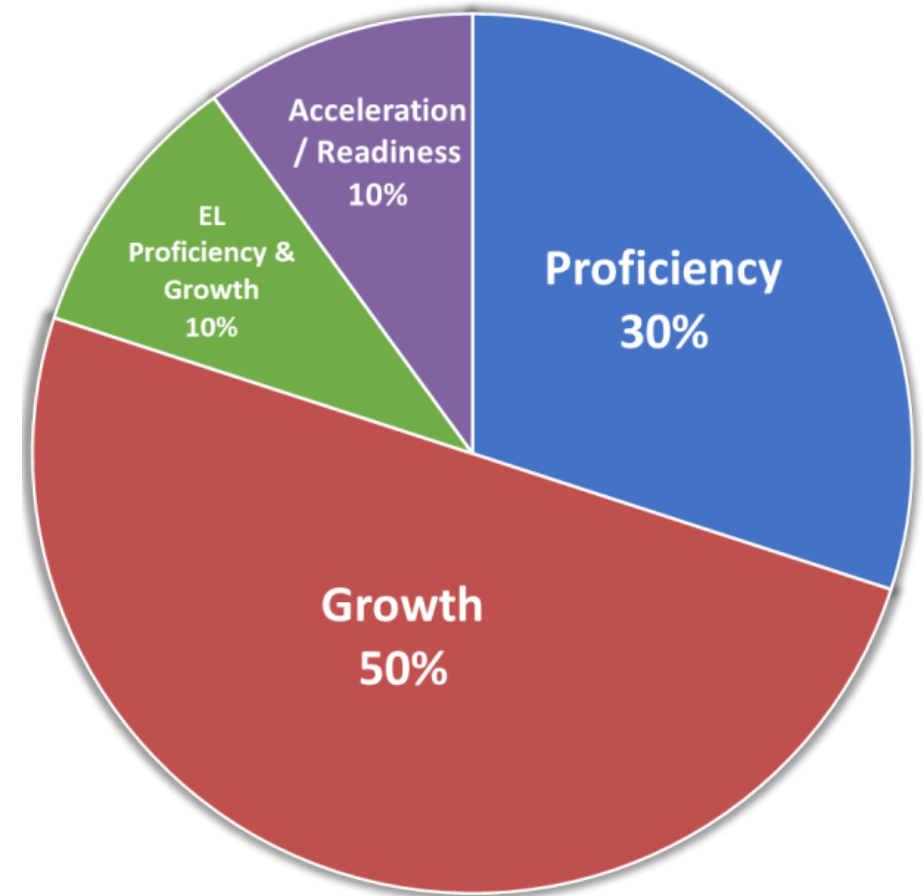
- ✓ Partial understanding, likely to need support be ready (for the next grade level).

Minimally Proficient (Level 1)

- ✓ Minimal understanding, highly likely to need support be ready (for the next grade level).

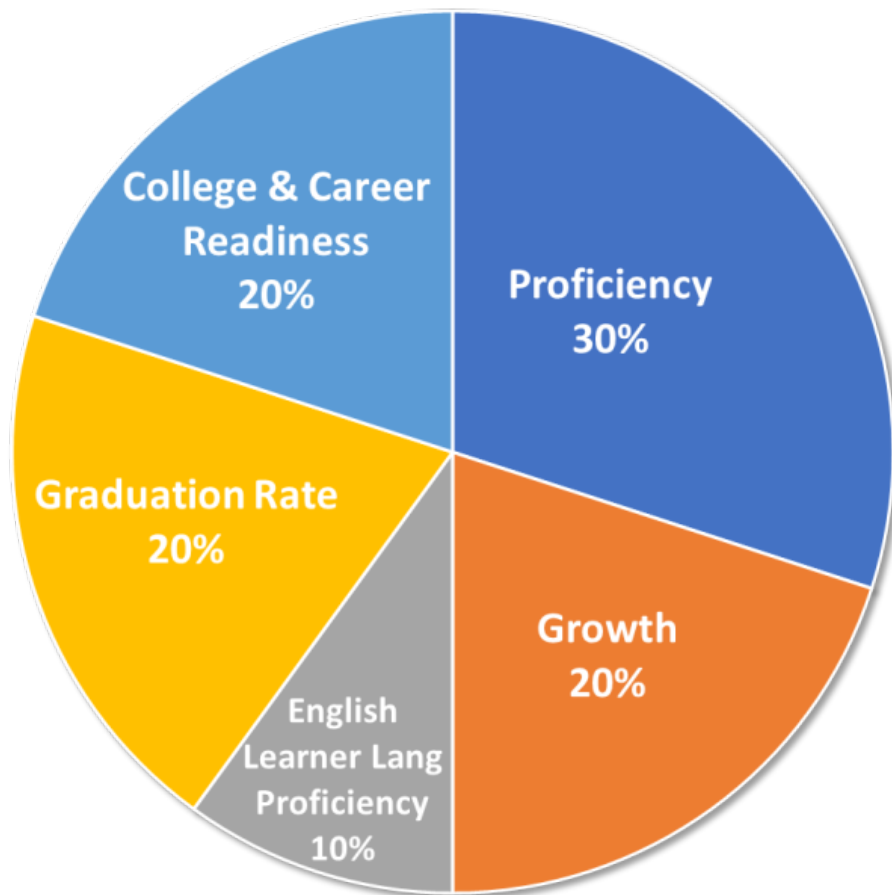
A-F Letter Grades: K-8 Structure

- ✓ Percentage of **proficient** students on the AASA grade level assessment (grades 3-8)
- ✓ Longitudinal indicators of relative student **growth**
- ✓ English Learner language **proficiency** and **growth** (grades K-8)
- ✓ Indicators to measure students' ability to **accelerate** beyond elementary school





A-F Letter Grades: High Schools



- ✓ Percentage of **proficient** students on the state administered ACT (grade 11)
- ✓ Longitudinal indicators of relative student gain and **growth**
- ✓ English Learner language **proficiency** and **growth** (grades 9-12)
- ✓ College and Career Readiness Indicators
- ✓ Graduation rate



2023-2024 Letter Grades and State Assessment Data



A-F Letter Grade Definitions


A - Excellent

B - Highly Performing

C - Adequately Performing

D - Minimally Performing

F - Failing






2023-2024 School Year

**2024
Letter Grade**

Amphitheater High School	C
Amphitheater Middle School	C
Canyon del Oro High School	A
Copper Creek Elementary	A
Coronado K-8 School	A
Cross Middle School	A
Donaldson Elementary	D
Harelson Elementary	A
Holaway Elementary	B
Innovation Academy	A
Ironwood Ridge High School	A
Keeling Elementary	B
La Cima Middle School	C
Mesa Verde Elementary	A
Nash Elementary	D
Painted Sky Elementary	A
Prince Elementary	B
Rio Vista Elementary	C
Walker Elementary	A
Wilson K-8 School	A



A - Excellent

B - Highly Performing

C - Adequately Performing

D - Minimally Performing

F - Failing



Areas/Strengths Contributing to Strong A-F Performances



Painted Sky - Large gains in 3rd grade Math (+21) and ELA (+30) & 5th grade Math (+12) and ELA (+12)



Multiple Schools saw increased performance and growth on the AZELLA English Language proficiency test



Holaway - Significant improvement in 3rd, 4th, and 5th grade Mathematics



Coronado - strong performances in 3rd, 5th, 8th grade ELA and 6th, 8th grade Math



IRHS - Increases in graduation rates, College and Career Readiness, and Bonus Points for ACT Aspire.





Areas/Strengths Contributing to Decreases in A-F Performances

Rio Vista – Decreases in student growth points, as well as 4th grade ELA and Math proficiency points. EL Proficiency/Growth; Grade 5 ELA and Math gains.

Donaldson – Performance and Growth in ELA and Math AASA; Grade 3 ELA/Math Proficiency/Growth for English Learning students
Proficiency/Growth of population subgroups.

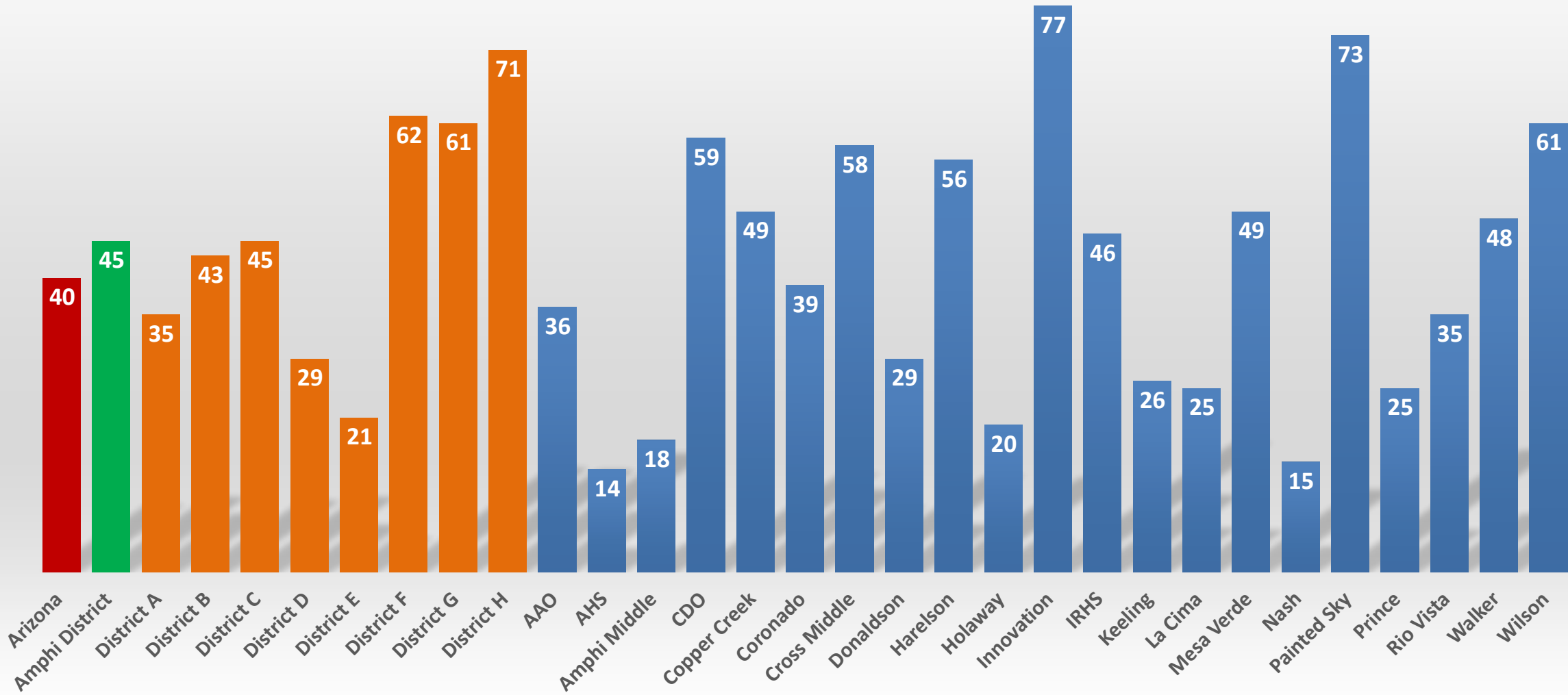
Nash – Performance and Growth in ELA and Math AASA
Proficiency/Growth for English Learning students
Proficiency/Growth of population subgroups; Students w/Disabilities

AHS- Decrease in graduation rates from 2021-2022 to 2022-2023 school years. AHS observed increases in English Language Arts proficiency, College and Career Readiness points, and overall academic growth.



2023-2024 Percent Passing- English Language Arts

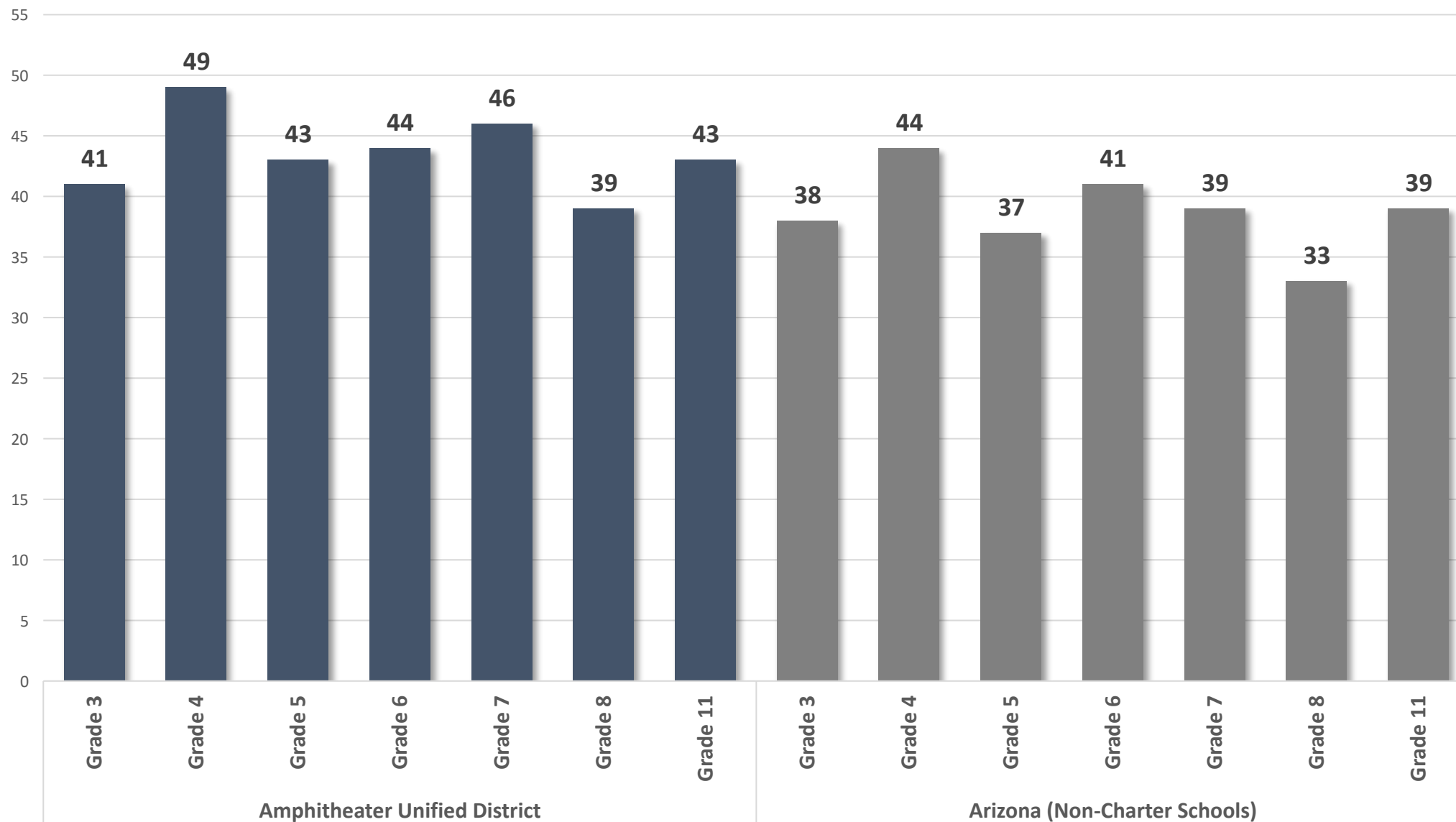
State Assessments



*FAY Students



English Language Arts Proficiency – Grade Level



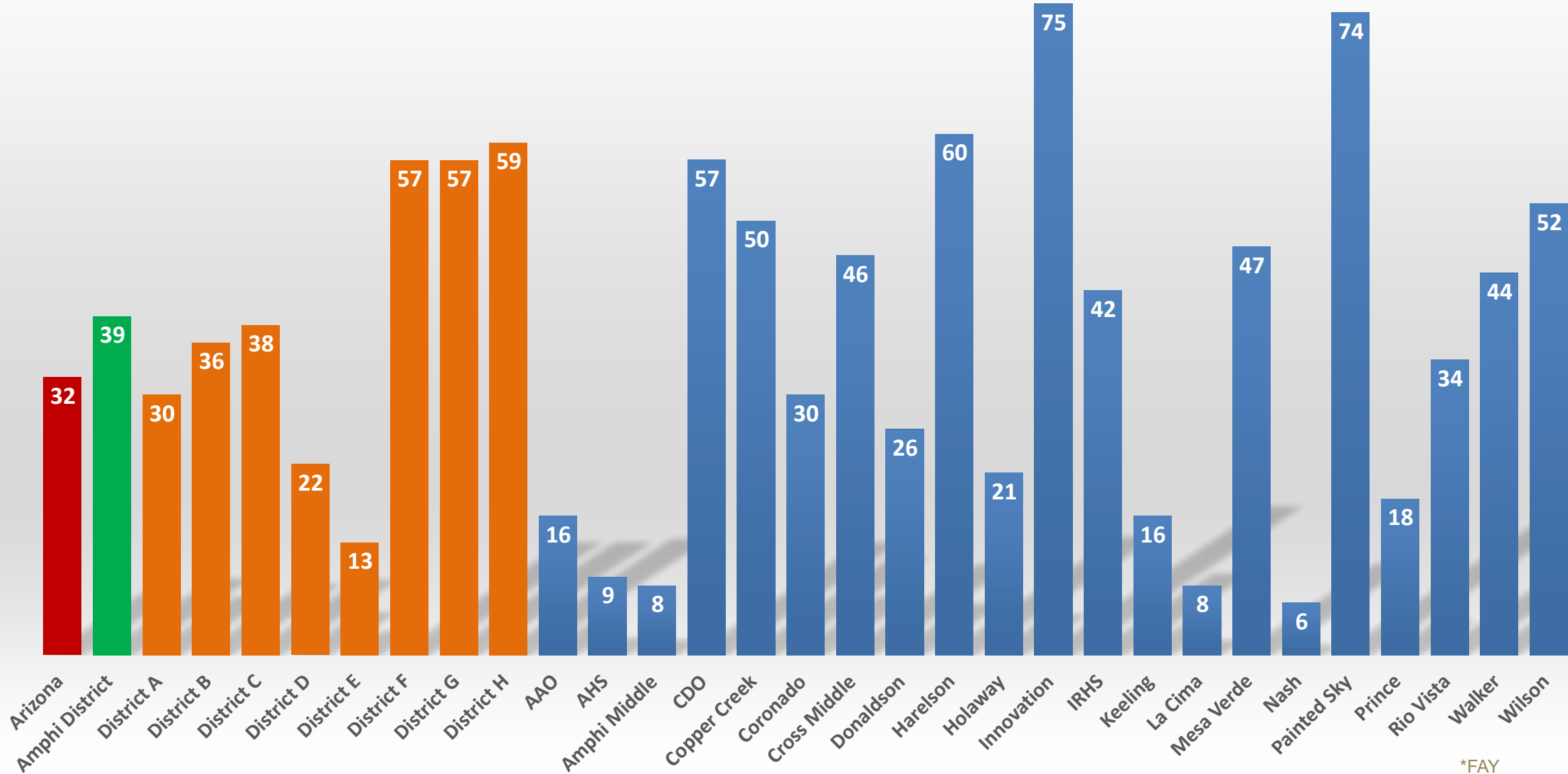
*FAY/Non-FAY Students



2023-2024 Percent Passing- Mathematics



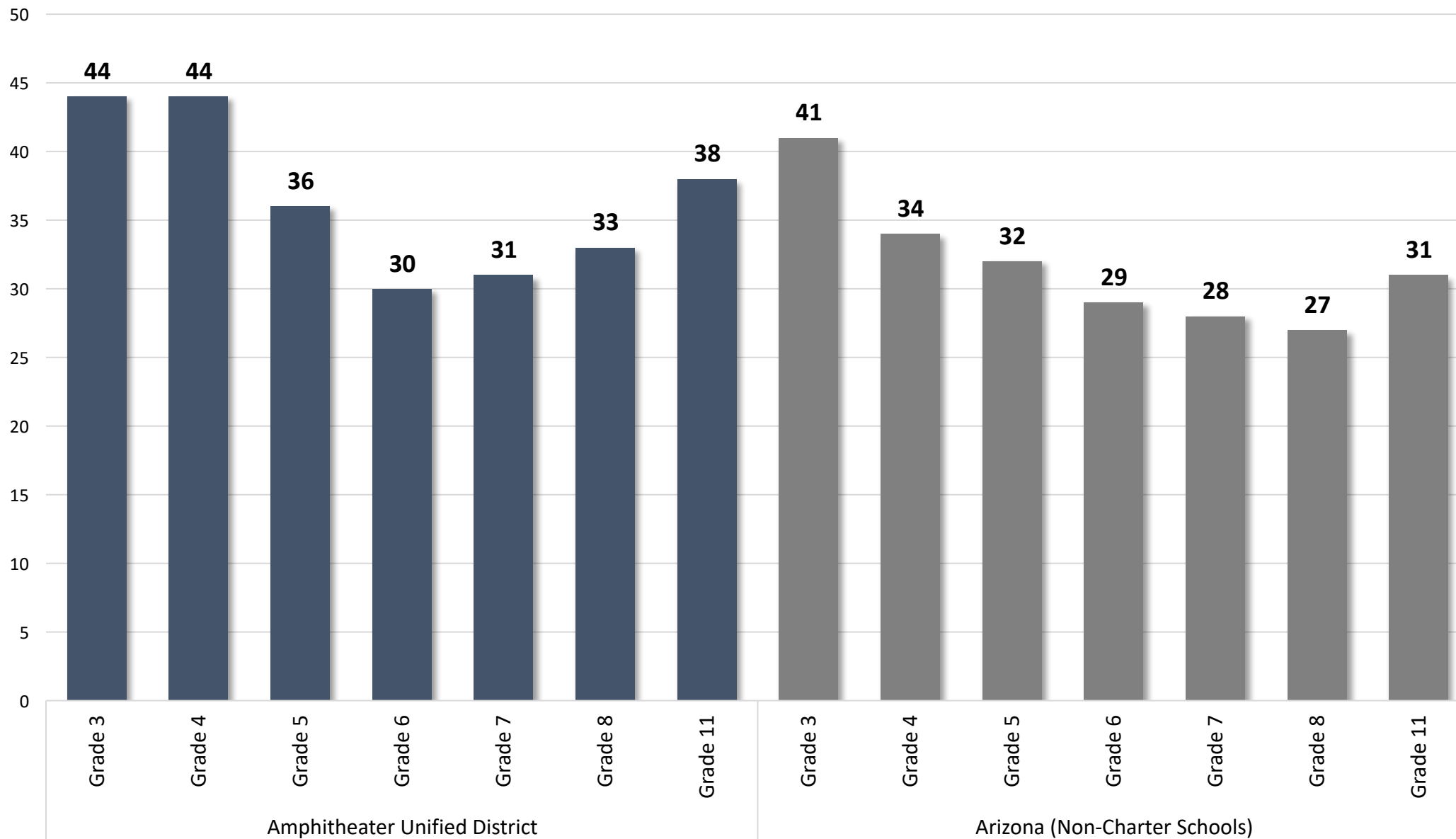
State Assessments



*FAY



State Assessment Mathematics Proficiency – Grade Level



*FAY/Non-FAY Students

Student Performance Summary




Increase in the number of “A” schools

A-F provides one snapshot or view of our schools

Areas of success and excellence to build upon

Areas requiring a commitment to growth and improvement



Next Steps



Questions?

