



Customer Service  
 PO Box 11813  
 Harrisburg, PA 17108-1813

**ACCOUNT STATEMENT**

For the Month Ending

**December 31, 2024**

**Dunlap CUSD #323**

**Client Management Team**

**Matthew Hanigan**

Senior Managing Consultant  
 209 South LaSalle MK-IL-RY2C  
 Chicago, IL 60604  
 312-203-9079  
 haniganm@pfmam.com

**Amber Cannegieter**

Key Account Manager  
 213 Market Street  
 Harrisburg, PA 17101-2141  
 1-800-731-6870  
 cannegietera@pfmam.com

**Jeffrey K. Schroeder**

Managing Director  
 209 South LaSalle MK-IL-RY2C  
 Chicago, IL 60604  
 331-278-8382  
 schroederj@pfmam.com

**Contents**

- Cover/Disclosures
- Summary Statement
- Individual Accounts

**Accounts included in Statement**

450555	Investment Account
450564	Short Term Account

**Important Messages**

IIIT Class will be closed on 01/01/2025 for New Year's Day.  
 IIIT Class will be closed on 01/20/2025 for Martin Luther King Jr Day.

DUNLAP CUSD #323  
 HANNAH RUDOLPHI  
 400 S. FOURTH STREET  
 DUNLAP, IL 61526

**Online Access** [www.iiit.us](http://www.iiit.us)

**Customer Service** 1-800-731-6870



# Account Statement

For the Month Ending **December 31, 2024**

## Important Disclosures

### Important Disclosures

This statement is for general information purposes only and is not intended to provide specific advice or recommendations. PFM Asset Management ("PFMAM") is a division of U.S. Bancorp Asset Management, Inc. ("USBAM"), a SEC-registered investment adviser. USBAM is direct subsidiary of U.S. Bank National Association ("U.S. Bank") and an indirect subsidiary of U.S. Bancorp. U.S. Bank is not responsible for and does not guarantee the products, services or performance of PFMAM. PFMAM maintains a written disclosure statement of our background and business experience. If you would like to receive a copy of our current disclosure statement, please contact Service Operations at the address below.

**Proxy Voting** PFMAM does not normally receive proxies to vote on behalf of its clients. However, it does on occasion receive consent requests. In the event a consent request is received the portfolio manager contacts the client and then proceeds according to their instructions. PFMAM's Proxy Voting Policy is available upon request by contacting Service Operations at the address below.

**Questions About an Account** PFMAM's monthly statement is intended to detail our investment advisory activity as well as the activity of any accounts held by clients in pools that are managed by PFMAM. The custodian bank maintains the control of assets and executes (i.e., settles) all investment transactions. The custodian statement is the official record of security and cash holdings and transactions. PFMAM recognizes that clients may use these reports to facilitate record keeping and that the custodian bank statement and the PFMAM statement should be reconciled and differences resolved. Many custodians use a settlement date basis which may result in the need to reconcile due to a timing difference.

**Account Control** PFMAM does not have the authority to withdraw funds from or deposit funds to the custodian outside the scope of services provided by PFMAM. Our clients retain responsibility for their internal accounting policies; implementing and enforcing internal controls and generating ledger entries or otherwise recording transactions.

**Market Value** Generally, PFMAM's market prices are derived from closing bid prices as of the last business day of the month as supplied by ICE Data Services. There may be differences in the values shown for investments due to accrued but uncollected income and the use of differing valuation sources and methods. Non-negotiable FDIC-insured bank certificates of deposit are priced at par. Although PFMAM believes the prices to be reliable, the values of the securities may not represent the prices at which the securities could have been bought or sold. Explanation of the valuation methods for a registered investment company or local government investment program is contained in the appropriate fund offering documentation or information statement.

**Amortized Cost** The original cost of the principal of the security is adjusted for the amount of the periodic reduction of any discount or premium from the purchase date until the date of the report. Discount or premium with respect to short term securities (those with less than one year to maturity at time of issuance) is amortized on a straightline basis. Such discount or premium with respect to longer term securities is amortized using the constant yield basis.

**Tax Reporting** Cost data and realized gains / losses are provided for informational purposes only. Please review for accuracy and consult your tax advisor to determine the tax consequences of your security transactions. PFMAM does not report such information to the IRS or other taxing authorities and is not responsible for the accuracy of such information that may be required to be reported to federal, state or other taxing authorities.

**Financial Situation** In order to better serve you, PFMAM should be promptly notified of any material change in your investment objective or financial situation.

**Callable Securities** Securities subject to redemption prior to maturity may be redeemed in whole or in part before maturity, which could affect the yield represented.

**Portfolio** The securities in this portfolio, including shares of mutual funds, are not guaranteed or otherwise protected by PFMAM, the FDIC (except for certain non-negotiable certificates of deposit) or any government agency. Investment in securities involves risks, including the possible loss of the amount invested. Actual settlement values, accrued interest, and amortized cost amounts may vary for securities subject to an adjustable interest rate or subject to principal paydowns. Any changes to the values shown may be reflected within the next monthly statement's beginning values.

**Rating** Information provided for ratings is based upon a good faith inquiry of selected sources, but its accuracy and completeness cannot be guaranteed.

Shares of some local government investment programs and TERM funds are distributed by representatives of USBAM's affiliate, U.S. Bancorp Investments, Inc. which is registered with the SEC as a broker/dealer and is a member of the Financial Industry Regulatory Authority ("FINRA") and the Municipal Securities Rulemaking Board ("MSRB"). You may reach the FINRA by calling the FINRA Hotline at 1-800-289-9999 or at the FINRA website address <https://www.finra.org/investors/investor-contacts>. A brochure describing the FINRA Regulation Public Disclosure Program is also available from FINRA upon request.

#### Key Terms and Definitions

**Dividends** on local government investment program funds consist of interest earned, plus any discount ratably amortized to the date of maturity, plus all realized gains and losses on the sale of securities prior to maturity, less ratably amortization of any premium and all accrued expenses to the fund. Dividends are accrued daily and may be paid either monthly or quarterly. The monthly earnings on this statement represent the estimated dividend accrued for the month for any program that distributes earnings on a quarterly basis. There is no guarantee that the estimated amount will be paid on the actual distribution date.

**Current Yield** is the net change, exclusive of capital changes and income other than investment income, in the value of a hypothetical fund account with a balance of one share over the seven-day base period including the statement date, expressed as a percentage of the value of one share (normally \$1.00 per share) at the beginning of the seven-day period. This resulting net change in account value is then annualized by multiplying it by 365 and dividing the result by 7. The yields quoted should not be considered a representation of the yield of the fund in the future, since the yield is not fixed.

**Average maturity** represents the average maturity of all securities and investments of a portfolio, determined by multiplying the par or principal value of each security or investment by its maturity (days or years), summing the products, and dividing the sum by the total principal value of the portfolio. The stated maturity date of mortgage backed or callable securities are used in this statement. However the actual maturity of these securities could vary depending on the level or prepayments on the underlying mortgages or whether a callable security has or is still able to be called.

**Monthly distribution yield** represents the net change in the value of one share (normally \$1.00 per share) resulting from all dividends declared during the month by a fund expressed as a percentage of the value of one share at the beginning of the month. This resulting net change is then annualized by multiplying it by 365 and dividing it by the number of calendar days in the month.

**YTM at Cost** The yield to maturity at cost is the expected rate of return, based on the original cost, the annual interest receipts, maturity value and the time period from purchase date to maturity, stated as a percentage, on an annualized basis.

**YTM at Market** The yield to maturity at market is the rate of return, based on the current market value, the annual interest receipts, maturity value and the time period remaining until maturity, stated as a percentage, on an annualized basis.

**Managed Account** A portfolio of investments managed discretely by PFMAM according to the client's specific investment policy and requirements. The investments are directly owned by the client and held by the client's custodian.

**Unsettled Trade** A trade which has been executed however the final consummation of the security transaction and payment has not yet taken place.

In August 2024, PFMAM converted its portfolio accounting system from FIS Investment Accounting Manager to SS&C PORTIA. The new system has recalculated the amortized cost and yield to maturity at cost of each security, based upon original cost and settlement date. Some securities, including some factored securities and previously exchanged securities, are now on a modified amortization schedule as compared with that of the past. Where transfers have occurred between your portfolios we have returned their settlement dates to the settlement dates of the original purchases in order to minimize any impact to their amortization schedules.

Please review the detail pages of this statement carefully. If you think your statement is wrong, missing account information, or if you need more information about a transaction, please contact PFMAM within 60 days of receipt. If you have other concerns or questions regarding your account, or to request an updated copy of PFMAM's current disclosure statement, please contact a member of your client management team at PFMAM Service Operations at the address below.

PFM Asset Management  
Attn: Service Operations  
213 Market Street  
Harrisburg, PA 17101

**NOT FDIC INSURED**

**NO BANK GUARANTEE**

**MAY LOSE VALUE**



**Account Statement**

For the Month Ending **December 31, 2024**

**Consolidated Summary Statement**

Dunlap CUSD #323

**Portfolio Summary**

Portfolio Holdings	Cash Dividends and Income	Closing Market Value	Current Yield
Illinois Portfolio, IIIT Class	22,138.56	5,728,488.36	4.52 %
Illinois Trust Managed Account	85,129.30	31,715,326.68	* N/A
<b>Total</b>	<b>\$107,267.86</b>	<b>\$37,443,815.04</b>	

\* Not Applicable

**Investment Allocation**

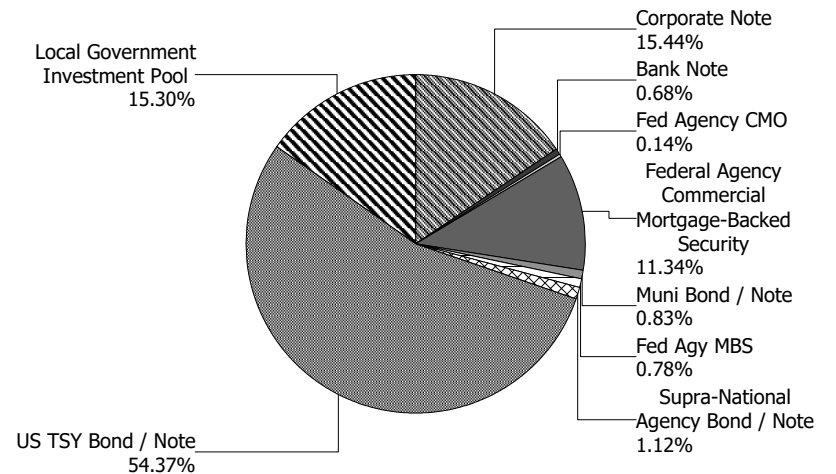
Investment Type	Closing Market Value	Percent
Corporate Note	5,780,010.88	15.44
Bank Note	252,992.75	0.68
Federal Agency Collateralized Mortgage Obligatio	54,013.03	0.14
Federal Agency Commercial Mortgage-Backed Ser	4,247,698.75	11.34
Municipal Bond / Note	309,742.60	0.83
Federal Agency Mortgage-Backed Security	292,456.91	0.78
Supra-National Agency Bond / Note	418,991.06	1.12
U.S. Treasury Bond / Note	20,359,420.70	54.37
Local Government Investment Pool	5,728,488.36	15.30
<b>Total</b>	<b>\$37,443,815.04</b>	<b>100.00%</b>

**Maturity Distribution (Fixed Income Holdings)**

Portfolio Holdings	Closing Market Value	Percent
Under 30 days	5,728,488.36	15.30
31 to 60 days	0.00	0.00
61 to 90 days	0.00	0.00
91 to 180 days	99,530.30	0.27
181 days to 1 year	1,206,569.47	3.22
1 to 2 years	15,894,829.52	42.45
2 to 3 years	13,868,373.79	37.04
3 to 4 years	356,826.70	0.95
4 to 5 years	0.00	0.00
Over 5 years	289,196.90	0.77
<b>Total</b>	<b>\$37,443,815.04</b>	<b>100.00%</b>

**Weighted Average Days to Maturity 617**

**Sector Allocation**





## Account Statement

For the Month Ending **December 31, 2024**

### Consolidated Summary Statement

Dunlap CUSD #323

<b>Account Number</b>	<b>Account Name</b>	<b>Opening Market Value</b>	<b>Purchases / Deposits</b>	<b>Redemptions / Sales/ Maturities</b>	<b>Unsettled Trades</b>	<b>Change in Value</b>	<b>Closing Market Value</b>	<b>Cash Dividends and Income</b>
450555	Investment Account	31,782,710.09	3,816,946.79	(3,740,187.80)	0.00	(42,127.02)	31,817,342.06	85,340.43
450564	Short Term Account	5,604,545.55	21,927.43	0.00	0.00	0.00	5,626,472.98	21,927.43
<b>Total</b>		<b>\$37,387,255.64</b>	<b>\$3,838,874.22</b>	<b>(\$3,740,187.80)</b>	<b>\$0.00</b>	<b>(\$42,127.02)</b>	<b>\$37,443,815.04</b>	<b>\$107,267.86</b>



## Account Statement - Transaction Summary

For the Month Ending **December 31, 2024**

**Dunlap CUSD #323 - Investment Account - 450555**

Illinois Portfolio, IIIT Class	
Opening Market Value	25,495.59
Purchases	1,951,192.89
Redemptions	(1,874,673.10)
Unsettled Trades	0.00
Change in Value	0.00

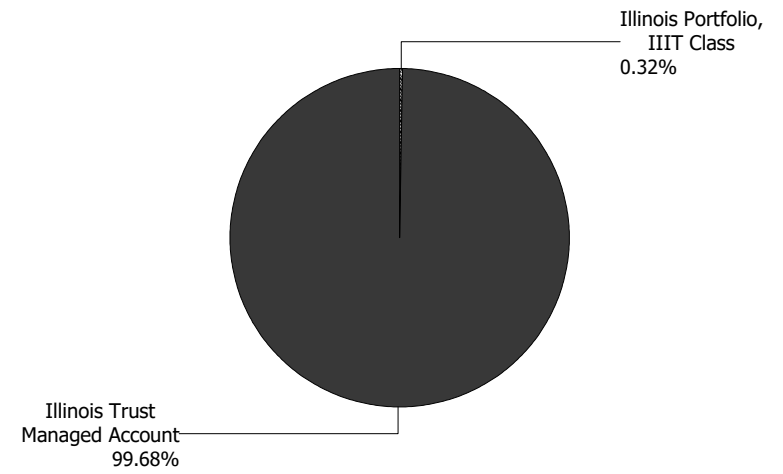
**Closing Market Value** **\$102,015.38**  
 Cash Dividends and Income 211.13

Illinois Trust Managed Account	
Opening Market Value	31,757,214.50
Purchases	1,865,753.90
Redemptions	(1,865,514.70)
Unsettled Trades	0.00
Change in Value	(42,127.02)

**Closing Market Value** **\$31,715,326.68**  
 Cash Dividends and Income 85,129.30

Asset Summary		
	December 31, 2024	November 30, 2024
<b>Illinois Portfolio, IIIT Class</b>	102,015.38	25,495.59
<b>Illinois Trust Managed Account</b>	31,715,326.68	31,757,214.50
<b>Total</b>	<b>\$31,817,342.06</b>	<b>\$31,782,710.09</b>

### Asset Allocation





## Managed Account Summary Statement

For the Month Ending **December 31, 2024**

**Dunlap CUSD #323 - Investment Account - 450555 - (40961950)**

Transaction Summary - Money Market		Transaction Summary - Managed Account		Account Total	
<b>Opening Market Value</b>	<b>\$25,495.59</b>	<b>Opening Market Value</b>	<b>\$31,757,214.50</b>	<b>Opening Market Value</b>	<b>\$31,782,710.09</b>
Purchases	1,951,192.89	Maturities/Calls	(101,149.45)		
Redemptions	(1,874,673.10)	Principal Dispositions	(1,764,365.25)		
		Principal Acquisitions	1,865,753.90		
		Unsettled Trades	0.00		
		Change in Current Value	(42,127.02)		
<b>Closing Market Value</b>	<b>\$102,015.38</b>	<b>Closing Market Value</b>	<b>\$31,715,326.68</b>	<b>Closing Market Value</b>	<b>\$31,817,342.06</b>
Dividend	211.13				

Earnings Reconciliation (Cash Basis) - Managed Account		Cash Balance	
Interest/Dividends/Coupons Received	85,467.07	<b>Closing Cash Balance</b>	<b>\$0.00</b>
Less Purchased Interest Related to Interest/Coupons	(3,860.99)		
Plus Net Realized Gains/Losses	3,523.22		
<b>Total Cash Basis Earnings</b>	<b>\$85,129.30</b>		

Earnings Reconciliation (Accrual Basis)	Managed Account	Total	Cash Transactions Summary- Managed Account	
Ending Amortized Value of Securities	31,711,900.03	31,813,915.41	Maturities/Calls	50,000.00
Ending Accrued Interest	328,226.89	328,226.89	Sale Proceeds	1,775,920.05
Plus Proceeds from Sales	1,775,920.05	3,650,593.15	Coupon/Interest/Dividend Income	73,912.27
Plus Proceeds of Maturities/Calls/Principal Payments	101,149.45	101,149.45	Principal Payments	51,149.45
Plus Coupons/Dividends Received	73,912.27	73,912.27	Security Purchases	(1,869,614.89)
Less Cost of New Purchases	(1,869,614.89)	(3,820,807.78)	Net Cash Contribution	(81,366.88)
Less Beginning Amortized Value of Securities	(31,705,603.06)	(31,731,098.65)	Reconciling Transactions	0.00
Less Beginning Accrued Interest	(301,310.49)	(301,310.49)		
Dividends	0.00	211.13		
<b>Total Accrual Basis Earnings</b>	<b>\$114,580.25</b>	<b>\$114,791.38</b>		



## Portfolio Summary and Statistics

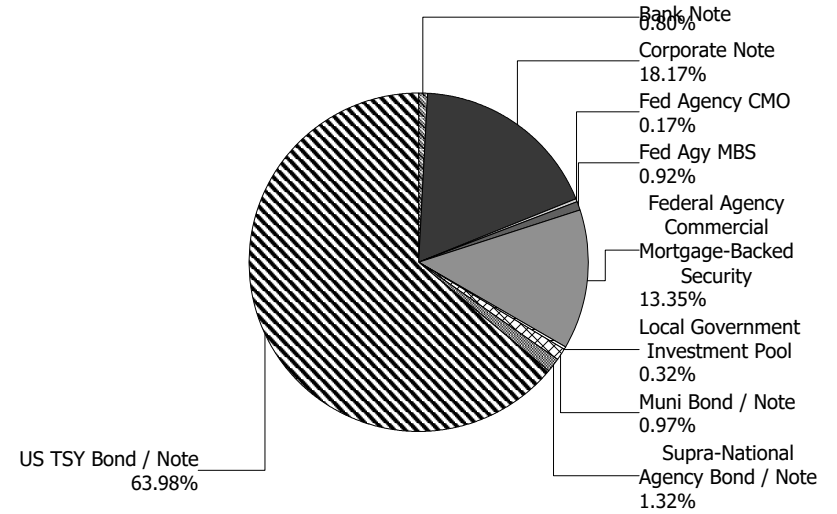
For the Month Ending **December 31, 2024**

**Dunlap CUSD #323 - Investment Account - 450555 - (40961950)**

### Account Summary

Description	Par Value	Market Value	Percent
U.S. Treasury Bond / Note	20,400,000.00	20,359,420.70	63.98
Supra-National Agency Bond / Note	420,000.00	418,991.06	1.32
Municipal Bond / Note	325,000.00	309,742.60	0.97
Federal Agency Mortgage-Backed Security	307,028.05	292,456.91	0.92
Federal Agency Commercial Mortgage-Backed Security	4,368,200.57	4,247,698.75	13.35
Federal Agency Collateralized Mortgage Obligation	59,611.17	54,013.03	0.17
Corporate Note	5,775,000.00	5,780,010.88	18.17
Bank Note	250,000.00	252,992.75	0.80
<b>Managed Account Sub-Total</b>	<b>31,904,839.79</b>	<b>31,715,326.68</b>	<b>99.68%</b>
Accrued Interest		328,226.89	
<b>Total Portfolio</b>	<b>31,904,839.79</b>	<b>32,043,553.57</b>	
Illinois Portfolio, IIIT Class	102,015.38	102,015.38	0.32
<b>Total Investments</b>	<b>32,006,855.17</b>	<b>32,145,568.95</b>	<b>100.00%</b>

### Sector Allocation



**Unsettled Trades** **0.00** **0.00**

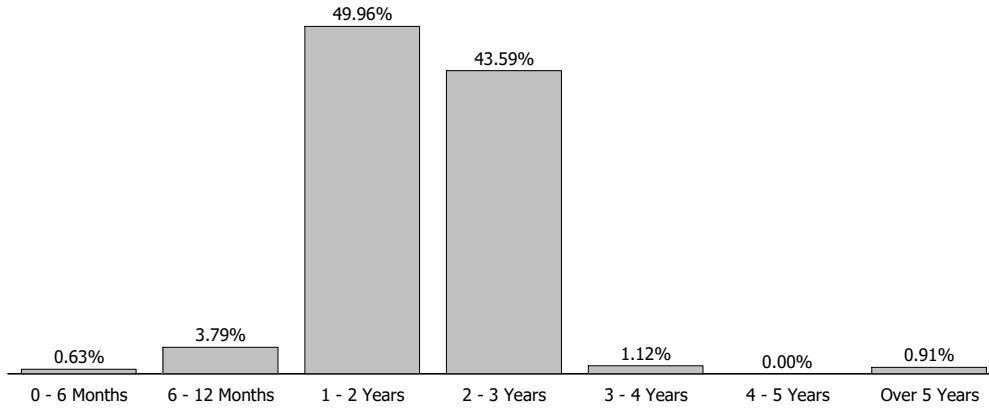


## Portfolio Summary and Statistics

For the Month Ending **December 31, 2024**

Dunlap CUSD #323 - Investment Account - 450555 - (40961950)

### Maturity Distribution



### Characteristics

Yield to Maturity at Cost	4.41%
Yield to Maturity at Market	4.37%
Weighted Average Days to Maturity	728





## Managed Account Issuer Summary

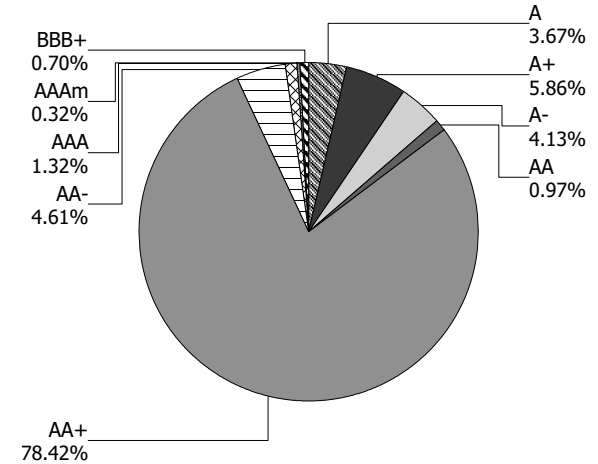
For the Month Ending **December 31, 2024**

Dunlap CUSD #323 - Investment Account - 450555 - (40961950)

### Issuer Summary

Issuer	Market Value of Holdings	Percent
Accenture PLC	123,180.63	0.39
Adobe Inc	90,641.43	0.28
American Express Co	118,456.75	0.37
ANZ Group Holdings Ltd	502,222.00	1.58
Asian Development Bank	418,991.06	1.32
AstraZeneca PLC	110,632.28	0.35
Bank of America Corp	147,751.80	0.46
BlackRock Inc	150,365.70	0.47
BP PLC	151,627.50	0.48
Bristol-Myers Squibb Co	126,044.50	0.40
Caterpillar Inc	225,559.65	0.71
Charles Schwab Corp	128,889.09	0.41
Cintas Corp	99,530.30	0.31
Cisco Systems Inc	186,339.03	0.59
Citigroup Inc	251,176.75	0.79
Cooperatieve Rabobank UA	252,359.00	0.79
Deere & Co	226,654.88	0.71
Eli Lilly & Co	150,342.15	0.47
Federal Home Loan Mortgage Corp	3,946,641.09	12.40
Federal National Mortgage Association	647,527.60	2.04
Goldman Sachs Group Inc	222,760.82	0.70
Home Depot Inc	131,160.19	0.41
Honda Motor Co Ltd	216,102.16	0.68
Honeywell International Inc	145,517.22	0.46
Illinois Portfolio, IIIT Class	102,015.38	0.32
Morgan Stanley	122,097.50	0.38
National Australia Bank Ltd	503,467.75	1.58
National Rural Utilities Cooperative Fi	202,435.40	0.64
PACCAR Inc	151,537.73	0.48
PNC Financial Services Group Inc	125,628.38	0.39
State Board of Administration Finance C	309,742.60	0.97
State Street Corp	312,603.45	0.98

### Credit Quality (S&P Ratings)





## Managed Account Issuer Summary

For the Month Ending **December 31, 2024**

Dunlap CUSD #323 - Investment Account - 450555 - (40961950)

<b>Issuer</b>	<b>Market Value of Holdings</b>	<b>Percent</b>
Texas Instruments Inc	130,545.74	0.41
Toyota Motor Corp	224,984.85	0.71
Unilever PLC	124,258.25	0.39
United States Treasury	20,359,420.70	63.99
UnitedHealth Group Inc	125,138.00	0.39
Wells Fargo & Co	252,992.75	0.80
<b>Total</b>	<b>\$31,817,342.06</b>	<b>100.00%</b>



**Managed Account Detail of Securities Held**

For the Month Ending **December 31, 2024**

**Dunlap CUSD #323 - Investment Account - 450555 - (40961950)**

<b>Security Type/Description Dated Date/Coupon/Maturity</b>	<b>CUSIP</b>	<b>Par</b>	<b>S&amp;P Rating</b>	<b>Moody's Rating</b>	<b>Trade Date</b>	<b>Settle Date</b>	<b>Original Cost</b>	<b>YTM at Cost</b>	<b>Accrued Interest</b>	<b>Amortized Cost</b>	<b>Market Value</b>
<b>U.S. Treasury Bond / Note</b>											
US TREASURY N/B DTD 01/17/2023 3.875% 01/15/2026	91282CGE5	1,375,000.00	AA+	Aaa	01/30/23	02/01/23	1,371,831.05	3.96	24,613.62	1,373,886.90	1,370,391.00
US TREASURY N/B DTD 01/31/2024 4.250% 01/31/2026	91282CJV4	200,000.00	AA+	Aaa	02/14/24	02/20/24	198,765.62	4.58	3,557.07	199,300.70	200,000.00
US TREASURY N/B DTD 02/15/2023 4.000% 02/15/2026	91282CGL9	600,000.00	AA+	Aaa	03/02/23	03/03/23	589,500.00	4.64	9,065.22	596,013.89	598,406.40
US TREASURY N/B DTD 04/17/2023 3.750% 04/15/2026	91282CGV7	1,000,000.00	AA+	Aaa	05/01/23	05/03/23	997,695.31	3.83	8,035.71	998,997.31	993,633.00
US TREASURY N/B DTD 05/15/2023 3.625% 05/15/2026	91282CHB0	1,175,000.00	AA+	Aaa	06/01/23	06/05/23	1,163,479.49	3.98	5,530.13	1,169,652.34	1,165,269.82
US TREASURY N/B DTD 06/15/2023 4.125% 06/15/2026	91282CHH7	375,000.00	AA+	Aaa	06/28/23	06/29/23	372,905.27	4.33	722.44	373,973.93	374,340.75
US TREASURY N/B DTD 07/17/2023 4.500% 07/15/2026	91282CHM6	925,000.00	AA+	Aaa	08/01/23	08/03/23	923,518.55	4.56	19,228.94	924,229.70	928,288.38
US TREASURY N/B DTD 07/31/2024 4.375% 07/31/2026	91282CLB5	1,250,000.00	AA+	Aaa	08/02/24	08/05/24	1,256,005.86	4.12	22,885.53	1,254,820.82	1,252,002.50
US TREASURY N/B DTD 08/15/2023 4.375% 08/15/2026	91282CHU8	1,050,000.00	AA+	Aaa	09/06/23	09/11/23	1,039,992.19	4.73	17,351.39	1,044,467.15	1,051,886.85
US TREASURY N/B DTD 09/15/2023 4.625% 09/15/2026	91282CHY0	825,000.00	AA+	Aaa	10/03/23	10/05/23	819,102.54	4.89	11,383.63	821,492.99	829,865.85
US TREASURY N/B DTD 10/16/2023 4.625% 10/15/2026	91282CJC6	275,000.00	AA+	Aaa	11/09/23	11/13/23	274,258.79	4.72	2,725.45	274,535.15	276,665.13
US TREASURY N/B DTD 11/15/2023 4.625% 11/15/2026	91282CJK8	375,000.00	AA+	Aaa	12/11/23	12/13/23	376,274.41	4.50	2,251.81	375,834.70	377,416.87
US TREASURY N/B DTD 11/15/2023 4.625% 11/15/2026	91282CJK8	1,075,000.00	AA+	Aaa	12/07/23	12/11/23	1,083,440.43	4.34	6,455.20	1,080,511.01	1,081,928.37
US TREASURY N/B DTD 12/15/2023 4.375% 12/15/2026	91282CJP7	950,000.00	AA+	Aaa	01/03/24	01/05/24	957,347.66	4.09	1,941.11	954,975.78	952,078.60



**Managed Account Detail of Securities Held**

For the Month Ending **December 31, 2024**

**Dunlap CUSD #323 - Investment Account - 450555 - (40961950)**

<b>Security Type/Description</b> <b>Dated Date/Coupon/Maturity</b>	<b>CUSIP</b>	<b>Par</b>	<b>S&amp;P Rating</b>	<b>Moody's Rating</b>	<b>Trade Date</b>	<b>Settle Date</b>	<b>Original Cost</b>	<b>YTM at Cost</b>	<b>Accrued Interest</b>	<b>Amortized Cost</b>	<b>Market Value</b>
<b>U.S. Treasury Bond / Note</b>											
US TREASURY N/B DTD 01/16/2024 4.000% 01/15/2027	91282CJT9	625,000.00	AA+	Aaa	02/08/24	02/09/24	620,922.85	4.24	11,548.91	622,113.16	621,875.00
US TREASURY N/B DTD 01/16/2024 4.000% 01/15/2027	91282CJT9	775,000.00	AA+	Aaa	02/02/24	02/06/24	771,397.46	4.17	14,320.65	772,457.60	771,125.00
US TREASURY N/B DTD 03/15/2024 4.250% 03/15/2027	91282CKE0	800,000.00	AA+	Aaa	04/02/24	04/04/24	794,218.75	4.51	10,143.65	795,609.85	799,718.40
US TREASURY N/B DTD 04/15/2024 4.500% 04/15/2027	91282CKJ9	525,000.00	AA+	Aaa	04/11/24	04/16/24	520,816.41	4.79	5,062.50	521,759.27	527,584.05
US TREASURY N/B DTD 04/15/2024 4.500% 04/15/2027	91282CKJ9	650,000.00	AA+	Aaa	05/09/24	05/10/24	647,156.25	4.66	6,267.86	647,751.45	653,199.30
US TREASURY N/B DTD 05/15/2024 4.500% 05/15/2027	91282CKR1	725,000.00	AA+	Aaa	06/07/24	06/10/24	722,026.37	4.65	4,235.84	722,564.45	728,540.18
US TREASURY N/B DTD 06/17/2024 4.625% 06/15/2027	91282CKV2	400,000.00	AA+	Aaa	07/01/24	07/02/24	400,359.38	4.59	864.01	400,302.01	403,312.40
US TREASURY N/B DTD 07/15/2024 4.375% 07/15/2027	91282CKZ3	350,000.00	AA+	Aaa	08/02/24	08/05/24	354,333.98	3.92	7,073.71	353,767.53	350,861.35
US TREASURY N/B DTD 08/15/2024 3.750% 08/15/2027	91282CLG4	550,000.00	AA+	Aaa	09/03/24	09/05/24	550,300.78	3.73	7,790.42	550,269.57	542,953.40
US TREASURY N/B DTD 09/16/2024 3.375% 09/15/2027	91282CLL3	1,150,000.00	AA+	Aaa	10/01/24	10/04/24	1,145,193.36	3.53	11,579.42	1,145,578.57	1,123,675.35
US TREASURY N/B DTD 10/15/2024 3.875% 10/15/2027	91282CLO2	350,000.00	AA+	Aaa	10/29/24	11/01/24	347,894.53	4.09	2,906.25	348,008.46	346,281.25
US TREASURY N/B DTD 10/15/2024 3.875% 10/15/2027	91282CLO2	425,000.00	AA+	Aaa	10/31/24	11/01/24	421,580.08	4.17	3,529.02	421,764.66	420,484.38
US TREASURY N/B DTD 11/15/2024 4.125% 11/15/2027	91282CLX7	175,000.00	AA+	Aaa	12/03/24	12/05/24	175,013.67	4.12	937.24	175,013.60	174,207.07
US TREASURY N/B DTD 11/15/2024 4.125% 11/15/2027	91282CLX7	1,450,000.00	AA+	Aaa	12/02/24	12/04/24	1,449,490.23	4.14	7,765.71	1,449,506.59	1,443,430.05



## Managed Account Detail of Securities Held

For the Month Ending **December 31, 2024**

**Dunlap CUSD #323 - Investment Account - 450555 - (40961950)**

Security Type/Description Dated Date/Coupon/Maturity	CUSIP	Par	S&P Rating	Moody's Rating	Trade Date	Settle Date	Original Cost	YTM at Cost	Accrued Interest	Amortized Cost	Market Value
<b>Security Type Sub-Total</b>		<b>20,400,000.00</b>					<b>20,344,821.27</b>	<b>4.26</b>	<b>229,772.44</b>	<b>20,369,159.14</b>	<b>20,359,420.70</b>
<b>Supra-National Agency Bond / Note</b>											
ASIAN DEVELOPMENT BANK DTD 01/12/2023 4.250% 01/09/2026	045167FU2	245,000.00	AAA	Aaa	01/05/23	01/12/23	244,314.00	4.36	4,974.86	244,765.60	244,567.33
ASIAN DEVELOPMENT BANK DTD 01/12/2024 4.125% 01/12/2027	045167GA5	175,000.00	AAA	Aaa	01/04/24	01/12/24	174,410.25	4.25	3,388.80	174,592.91	174,423.73
<b>Security Type Sub-Total</b>		<b>420,000.00</b>					<b>418,724.25</b>	<b>4.31</b>	<b>8,363.66</b>	<b>419,358.51</b>	<b>418,991.06</b>
<b>Municipal Bond / Note</b>											
FLORIDA ST BRD OF ADM DTD 09/16/2020 1.258% 07/01/2025	341271AD6	150,000.00	AA	Aa2	11/21/22	11/23/22	135,571.50	5.26	943.50	147,231.20	147,498.00
FLORIDA ST BRD OF ADM DTD 09/16/2020 1.705% 07/01/2027	341271AE4	175,000.00	AA	Aa2	10/11/24	10/15/24	162,240.75	4.60	1,491.88	163,173.27	162,244.60
<b>Security Type Sub-Total</b>		<b>325,000.00</b>					<b>297,812.25</b>	<b>4.91</b>	<b>2,435.38</b>	<b>310,404.47</b>	<b>309,742.60</b>
<b>Federal Agency Mortgage-Backed Security</b>											
FG J32374 DTD 07/01/2015 2.500% 11/01/2028	31307NT79	59,003.07	AA+	Aaa	02/08/22	02/17/22	60,035.62	2.22	122.92	59,595.89	57,273.04
FN BM4614 DTD 10/01/2018 3.000% 03/01/2033	3140J9DU2	55,706.74	AA+	Aaa	08/03/21	08/17/21	59,362.50	2.35	139.27	58,300.25	53,293.02
FN FM0047 DTD 01/01/2020 3.000% 12/01/2034	3140X3BR8	62,944.05	AA+	Aaa	06/10/21	06/17/21	66,927.23	2.45	157.36	65,884.79	59,112.40
FN FM5616 DTD 01/01/2021 3.000% 12/01/2034	3140X9G25	69,826.09	AA+	Aaa	09/16/21	09/21/21	73,852.00	2.49	174.57	72,856.91	66,197.93
FR SB0364 DTD 06/01/2020 3.500% 06/01/2035	3132CWMM3	59,548.10	AA+	Aaa	06/21/21	06/25/21	64,163.07	2.83	173.68	63,003.83	56,580.52
<b>Security Type Sub-Total</b>		<b>307,028.05</b>					<b>324,340.42</b>	<b>2.47</b>	<b>767.80</b>	<b>319,641.67</b>	<b>292,456.91</b>
<b>Federal Agency Commercial Mortgage-Backed Security</b>											



**Managed Account Detail of Securities Held**

For the Month Ending **December 31, 2024**

**Dunlap CUSD #323 - Investment Account - 450555 - (40961950)**

<b>Security Type/Description</b>	<b>S&amp;P</b>	<b>Moody's</b>	<b>Trade</b>	<b>Settle</b>	<b>Original</b>	<b>YTM</b>	<b>Accrued</b>	<b>Amortized</b>	<b>Market</b>		
<b>Dated Date/Coupon/Maturity</b>	<b>Par</b>	<b>Rating</b>	<b>Rating</b>	<b>Date</b>	<b>Cost</b>	<b>at Cost</b>	<b>Interest</b>	<b>Cost</b>	<b>Value</b>		
<b>CUSIP</b>											
<b>Federal Agency Commercial Mortgage-Backed Security</b>											
FHMS K733 A2 DTD 11/01/2018 3.750% 08/01/2025	3137FJXQ7	139,177.85	AA+	Aaa	08/10/23	08/15/23	135,321.23	5.18	434.93	137,941.62	138,263.31
FHMS K051 A2 DTD 12/01/2015 3.308% 09/01/2025	3137BM7C4	148,921.35	AA+	Aaa	08/14/23	08/17/23	142,824.89	5.35	410.53	146,798.05	147,539.66
FHMS K053 A2 DTD 03/01/2016 2.995% 12/01/2025	3137BN6G4	275,000.00	AA+	Aaa	08/04/22	08/09/22	271,831.05	3.35	686.35	274,077.46	271,282.00
FHMS K054 A2 DTD 04/01/2016 2.745% 01/01/2026	3137BNGT5	97,555.95	AA+	Aaa	04/11/23	04/14/23	93,516.52	4.32	223.16	96,006.36	95,889.40
FHMS K054 A2 DTD 04/01/2016 2.745% 01/01/2026	3137BNGT5	219,500.88	AA+	Aaa	03/01/23	03/06/23	206,708.09	4.90	502.11	214,772.84	215,751.14
FNA 2016-M3 A2 DTD 03/01/2016 2.702% 02/01/2026	3136ARTE8	78,172.52	AA+	Aaa	08/31/22	09/06/22	75,525.04	3.74	176.02	77,294.97	76,599.53
FHMS K734 A2 DTD 04/01/2019 3.208% 02/01/2026	3137FLN34	148,606.71	AA+	Aaa	10/18/23	10/23/23	141,582.72	5.35	397.28	145,153.11	146,761.31
FHMS K058 A1 DTD 11/01/2016 2.340% 07/01/2026	3137BSP64	92,639.93	AA+	Aaa	08/28/23	08/31/23	87,892.14	4.26	180.65	90,075.03	90,776.75
FHMS K057 A2 DTD 09/01/2016 2.570% 07/01/2026	3137BROJ7	160,000.00	AA+	Aaa	03/02/23	03/07/23	148,787.50	4.81	342.67	154,808.00	155,781.28
FHMS K057 A2 DTD 09/01/2016 2.570% 07/01/2026	3137BROJ7	160,000.00	AA+	Aaa	05/18/23	05/23/23	152,137.50	4.22	342.67	156,116.94	155,781.28
FHMS K736 A2 DTD 09/01/2019 2.282% 07/01/2026	3137FNWX4	164,434.74	AA+	Aaa	10/05/23	10/11/23	152,571.03	5.05	312.70	157,770.26	159,607.42
FHMS K058 A2 DTD 11/01/2016 2.653% 08/01/2026	3137BSP72	300,000.00	AA+	Aaa	04/06/23	04/12/23	287,367.19	3.98	663.25	293,813.78	291,166.80
FNA 2016-M12 A2 DTD 11/01/2016 2.438% 09/01/2026	3136AUKX8	157,265.08	AA+	Aaa	11/20/23	11/27/23	146,735.69	5.05	255.62	150,422.68	151,830.47
FHMS K059 A2 DTD 11/01/2016 3.120% 09/01/2026	3137BSRE5	165,000.00	AA+	Aaa	11/15/23	11/20/23	156,279.49	5.11	429.00	159,520.96	161,166.39



**Managed Account Detail of Securities Held**

For the Month Ending **December 31, 2024**

**Dunlap CUSD #323 - Investment Account - 450555 - (40961950)**

<b>Security Type/Description</b>	<b>S&amp;P</b>	<b>Moody's</b>	<b>Trade</b>	<b>Settle</b>	<b>Original</b>	<b>YTM</b>	<b>Accrued</b>	<b>Amortized</b>	<b>Market</b>		
<b>Dated Date/Coupon/Maturity</b>	<b>Par</b>	<b>Rating</b>	<b>Rating</b>	<b>Date</b>	<b>Date</b>	<b>Cost</b>	<b>at Cost</b>	<b>Cost</b>	<b>Value</b>		
<b>CUSIP</b>											
<b>Federal Agency Commercial Mortgage-Backed Security</b>											
FHMS K062 A2 DTD 02/01/2017 3.413% 12/01/2026	3137BUX60	165,000.00	AA+	Aaa	11/16/23	11/21/23	157,491.21	5.00	469.29	160,187.36	161,479.40
FHMS K062 A2 DTD 02/01/2017 3.413% 12/01/2026	3137BUX60	175,000.00	AA+	Aaa	11/08/23	11/13/23	166,625.98	5.07	497.73	169,671.08	171,266.03
FHMS K065 A2 DTD 07/01/2017 3.243% 04/01/2027	3137FIG44	160,000.00	AA+	Aaa	11/22/23	11/28/23	151,143.75	5.05	432.40	153,980.35	155,328.00
FHMS K067 A2 DTD 09/01/2017 3.194% 07/01/2027	3137FAWS3	165,000.00	AA+	Aaa	06/24/24	06/27/24	157,420.31	4.84	439.18	158,431.37	159,428.45
FNA 2024-M6 A2 DTD 11/01/2024 2.905% 07/01/2027	3136BTGM9	250,000.00	AA+	Aaa	12/12/24	12/17/24	241,250.00	4.32	605.30	241,372.63	240,494.25
FHMS K068 A2 DTD 10/01/2017 3.244% 08/01/2027	3137FBBX3	165,000.00	AA+	Aaa	06/17/24	06/21/24	157,407.42	4.80	446.05	158,583.25	159,480.42
FHMS K069 A2 DTD 11/01/2017 3.187% 09/01/2027	3137FBU79	163,597.27	AA+	Aaa	06/17/24	06/21/24	155,685.81	4.78	434.49	156,877.57	157,786.63
FHMS K739 A2 DTD 11/01/2020 1.336% 09/01/2027	3137F64P9	350,000.00	AA+	Aaa	10/30/24	11/04/24	323,134.77	4.14	389.67	324,516.01	323,643.25
FHMS K087 A1 DTD 01/01/2019 3.591% 10/01/2027	3137FKUN4	36,611.15	AA+	Aaa	08/25/23	08/30/23	35,158.14	4.66	109.56	35,625.63	36,246.36
FHMS K087 A1 DTD 01/01/2019 3.591% 10/01/2027	3137FKUN4	54,916.72	AA+	Aaa	08/02/22	08/05/22	55,187.00	3.49	164.34	55,062.49	54,369.53
FHMS K072 A1 DTD 01/01/2018 3.252% 11/01/2027	3137FEBP4	71,803.66	AA+	Aaa	08/02/22	08/05/22	71,534.39	3.33	194.59	71,656.48	70,426.03
FHMS K082 A1 DTD 10/01/2018 3.920% 05/01/2028	3137FJKD0	135,326.18	AA+	Aaa	08/28/23	08/31/23	130,906.93	4.70	442.07	132,151.79	133,731.76
FHMS K073 A1 DTD 02/01/2018 3.350% 09/01/2028	3137FETM2	53,669.88	AA+	Aaa	12/08/22	12/13/22	52,055.59	3.93	149.83	52,627.80	53,090.08
FHMS K092 A1 DTD 05/01/2019 3.125% 10/01/2028	3137FLYU2	116,000.72	AA+	Aaa	10/25/23	10/30/23	109,153.97	4.46	302.09	110,539.47	112,731.82



**Managed Account Detail of Securities Held**

For the Month Ending **December 31, 2024**

**Dunlap CUSD #323 - Investment Account - 450555 - (40961950)**

Security Type/Description Dated Date/Coupon/Maturity	CUSIP	Par	S&P Rating	Moody's Rating	Trade Date	Settle Date	Original Cost	YTM at Cost	Accrued Interest	Amortized Cost	Market Value
<b>Security Type Sub-Total</b>		<b>4,368,200.57</b>					<b>4,163,235.35</b>	<b>4.56</b>	<b>10,433.53</b>	<b>4,235,855.34</b>	<b>4,247,698.75</b>

**Federal Agency Collateralized Mortgage Obligation**

FHR 5050 XL DTD 11/01/2020 1.000% 07/01/2036	3137F7TC9	59,611.17	AA+	Aaa	02/08/22	02/11/22	58,195.39	1.18	49.68	58,478.88	54,013.03
---	-----------	-----------	-----	-----	----------	----------	-----------	------	-------	-----------	-----------

<b>Security Type Sub-Total</b>		<b>59,611.17</b>					<b>58,195.39</b>	<b>1.18</b>	<b>49.68</b>	<b>58,478.88</b>	<b>54,013.03</b>
--------------------------------	--	------------------	--	--	--	--	------------------	-------------	--------------	------------------	------------------

**Corporate Note**

CINTAS CORPORATION NO. 2 (CALLABLE) DTD 05/03/2022 3.450% 05/01/2025	17252MAP5	40,000.00	A-	A3	05/02/22	05/04/22	39,882.80	3.55	230.00	39,986.94	39,812.12
CINTAS CORPORATION NO. 2 (CALLABLE) DTD 05/03/2022 3.450% 05/01/2025	17252MAP5	60,000.00	A-	A3	04/26/22	05/03/22	59,986.80	3.46	345.00	59,998.53	59,718.18
AUST & NZ BANKING GRP NY DTD 12/08/2022 5.088% 12/08/2025	05254JAA8	250,000.00	AA-	Aa2	12/06/22	12/08/22	252,052.50	4.79	812.67	250,640.46	251,330.25
NATIONAL AUSTRALIA BK/NY DTD 01/10/2024 4.750% 12/10/2025	63253OAF1	250,000.00	AA-	Aa2	01/04/24	01/10/24	249,390.00	4.89	692.71	249,693.69	250,656.25
STATE STREET CORP (CALLABLE) DTD 01/26/2023 4.857% 01/26/2026	857477BZ5	25,000.00	A	Aa3	01/23/23	01/26/23	25,000.00	4.86	522.80	25,000.00	24,996.88
BANK OF AMERICA CORP DTD 04/19/2016 3.500% 04/19/2026	06051GFX2	150,000.00	A-	A1	05/11/23	05/16/23	145,771.50	4.54	1,050.00	148,120.67	147,751.80
CHARLES SCHWAB CORP (CALLABLE) DTD 05/13/2021 1.150% 05/13/2026	808513BR5	135,000.00	A-	A2	08/07/24	08/09/24	126,819.00	4.78	207.00	128,592.91	128,889.09
CATERPILLAR FINL SERVICE DTD 05/15/2023 4.350% 05/15/2026	14913UAA8	150,000.00	A	A2	05/08/23	05/15/23	149,929.50	4.37	833.75	149,967.75	149,789.10
TOYOTA MOTOR CREDIT CORP DTD 05/18/2023 4.450% 05/18/2026	89236TKT1	75,000.00	A+	A1	05/16/23	05/18/23	75,029.25	4.44	398.65	75,013.46	74,890.65
AMERICAN HONDA FINANCE DTD 07/07/2023 5.250% 07/07/2026	02665WEK3	35,000.00	A-	A3	07/06/23	07/10/23	34,775.65	5.49	888.13	34,886.26	35,270.80
AMERICAN HONDA FINANCE DTD 07/07/2023 5.250% 07/07/2026	02665WEK3	40,000.00	A-	A3	07/05/23	07/07/23	39,950.80	5.29	1,015.00	39,975.13	40,309.48





**Managed Account Detail of Securities Held**

For the Month Ending **December 31, 2024**

**Dunlap CUSD #323 - Investment Account - 450555 - (40961950)**

<b>Security Type/Description</b>	<b>S&amp;P</b>	<b>Moody's</b>	<b>Trade</b>	<b>Settle</b>	<b>Original</b>	<b>YTM</b>	<b>Accrued</b>	<b>Amortized</b>	<b>Market</b>		
<b>Dated Date/Coupon/Maturity</b>	<b>Par</b>	<b>Rating</b>	<b>Rating</b>	<b>Date</b>	<b>Date</b>	<b>Cost</b>	<b>at Cost</b>	<b>Cost</b>	<b>Value</b>		
<b>CUSIP</b>											
<b>Corporate Note</b>											
AMERICAN HONDA FINANCE DTD 07/07/2023 5.250% 07/07/2026	02665WEK3	40,000.00	A-	A3	07/21/23	07/25/23	40,200.40	5.06	1,015.00	40,103.03	40,309.48
MORGAN STANLEY DTD 07/25/2016 3.125% 07/27/2026	61761J3R8	125,000.00	A-	A1	11/08/23	11/13/23	116,586.25	5.85	1,671.01	120,110.70	122,097.50
STATE STREET CORP (CALLABLE) DTD 08/03/2023 5.272% 08/03/2026	857477CD3	160,000.00	A	Aa3	07/31/23	08/03/23	160,000.00	5.27	3,467.80	160,000.00	161,577.44
CITIBANK NA (CALLABLE) DTD 08/06/2024 4.929% 08/06/2026	17325FBJ6	250,000.00	A+	Aa3	07/31/24	08/06/24	250,127.50	4.90	4,963.23	250,101.66	251,176.75
TOYOTA MOTOR CREDIT CORP DTD 08/09/2024 4.550% 08/07/2026	89236TMJ1	45,000.00	A+	A1	08/06/24	08/09/24	44,972.10	4.58	807.63	44,977.49	45,028.26
TOYOTA MOTOR CREDIT CORP DTD 08/09/2024 4.550% 08/07/2026	89236TMJ1	105,000.00	A+	A1	08/07/24	08/09/24	105,017.85	4.54	1,884.46	105,014.58	105,065.94
PACCAR FINANCIAL CORP DTD 08/10/2023 5.050% 08/10/2026	69371RS56	75,000.00	A+	A1	08/03/23	08/10/23	74,962.50	5.07	1,483.44	74,979.90	75,688.80
GOLDMAN SACHS GROUP INC (CALLABLE) DTD 08/10/2023 5.798% 08/10/2026	38145GAM2	100,000.00	BBB+	A2	08/07/23	08/10/23	100,000.00	5.80	2,270.88	100,000.00	100,553.20
HOME DEPOT INC (CALLABLE) DTD 12/04/2023 4.950% 09/30/2026	437076CV2	65,000.00	A	A2	11/27/23	12/04/23	64,857.65	5.04	813.31	64,909.73	65,536.58
AMERICAN EXPRESS CO (CALLABLE) DTD 11/04/2021 1.650% 11/04/2026	025816CM9	125,000.00	A-	A2	06/18/24	06/21/24	115,030.00	5.27	326.56	117,147.49	118,456.75
NATIONAL RURAL UTIL COOP (CALLABLE) DTD 11/02/2023 5.600% 11/13/2026	63743HFK3	100,000.00	A-	A2	11/08/23	11/13/23	100,544.00	5.40	746.67	100,348.66	101,642.60
GOLDMAN SACHS GROUP INC (CALLABLE) DTD 11/16/2016 3.500% 11/16/2026	38145GAH3	125,000.00	BBB+	A2	11/13/23	11/16/23	116,733.75	5.94	546.88	119,833.59	122,207.62
AUST & NZ BANKING GRP NY DTD 01/18/2024 4.750% 01/18/2027	05253JAZ4	250,000.00	AA-	Aa2	01/08/24	01/18/24	250,000.00	4.75	5,376.74	250,000.00	250,891.75
TEXAS INSTRUMENTS INC (CALLABLE) DTD 02/08/2024 4.600% 02/08/2027	882508CE2	130,000.00	A+	Aa3	02/05/24	02/08/24	129,916.80	4.62	2,375.39	129,940.76	130,545.74



**Managed Account Detail of Securities Held**

For the Month Ending **December 31, 2024**

**Dunlap CUSD #323 - Investment Account - 450555 - (40961950)**

<b>Security Type/Description</b> <b>Dated Date/Coupon/Maturity</b>	<b>CUSIP</b>	<b>Par</b>	<b>S&amp;P Rating</b>	<b>Moody's Rating</b>	<b>Trade Date</b>	<b>Settle Date</b>	<b>Original Cost</b>	<b>YTM at Cost</b>	<b>Accrued Interest</b>	<b>Amortized Cost</b>	<b>Market Value</b>
<b>Corporate Note</b>											
ELI LILLY & CO (CALLABLE) DTD 02/09/2024 4.500% 02/09/2027	532457CJ5	150,000.00	A+	A1	02/07/24	02/09/24	149,920.50	4.52	2,662.50	149,943.39	150,342.15
BRISTOL-MYERS SQUIBB CO (CALLABLE) DTD 02/22/2024 4.900% 02/22/2027	110122EE4	45,000.00	A	A2	02/14/24	02/22/24	44,951.40	4.94	790.13	44,964.67	45,376.02
BRISTOL-MYERS SQUIBB CO (CALLABLE) DTD 02/22/2024 4.900% 02/22/2027	110122EE4	80,000.00	A	A2	02/15/24	02/22/24	80,207.20	4.81	1,404.67	80,149.26	80,668.48
ASTRAZENECA FINANCE LLC (CALLABLE) DTD 02/26/2024 4.800% 02/26/2027	04636NAK9	110,000.00	A+	A2	02/21/24	02/26/24	109,815.20	4.86	1,833.33	109,864.93	110,632.28
CISCO SYSTEMS INC (CALLABLE) DTD 02/26/2024 4.800% 02/26/2027	17275RBO4	185,000.00	AA-	A1	02/21/24	02/26/24	184,759.50	4.85	3,083.33	184,824.36	186,339.03
JOHN DEERE CAPITAL CORP DTD 03/07/2024 4.850% 03/05/2027	24422EXM6	75,000.00	A	A1	03/05/24	03/07/24	75,041.25	4.83	1,172.08	75,030.64	75,501.83
COOPERAT RABOBANK UA/NY DTD 03/05/2024 5.041% 03/05/2027	21688ABD3	250,000.00	A+	Aa2	03/04/24	03/06/24	250,287.50	5.00	4,060.81	250,212.99	252,359.00
AMERICAN HONDA FINANCE DTD 03/13/2024 4.900% 03/12/2027	02665WFD8	20,000.00	A-	A3	03/12/24	03/15/24	20,000.00	4.90	296.72	20,000.00	20,042.48
AMERICAN HONDA FINANCE DTD 03/13/2024 4.900% 03/12/2027	02665WFD8	80,000.00	A-	A3	03/11/24	03/13/24	79,956.00	4.92	1,186.89	79,967.25	80,169.92
STATE STREET CORP (CALLABLE) DTD 03/18/2024 4.993% 03/18/2027	857477CL5	35,000.00	A	Aa3	03/14/24	03/18/24	34,988.45	5.00	499.99	34,991.38	35,288.16
STATE STREET CORP (CALLABLE) DTD 03/18/2024 4.993% 03/18/2027	857477CL5	90,000.00	A	Aa3	03/13/24	03/18/24	90,000.00	4.99	1,285.70	90,000.00	90,740.97
ADOBE INC (CALLABLE) DTD 04/04/2024 4.850% 04/04/2027	00724PAE9	90,000.00	A+	A1	04/01/24	04/04/24	89,955.00	4.87	1,054.88	89,965.58	90,641.43
UNITEDHEALTH GROUP INC (CALLABLE) DTD 03/21/2024 4.600% 04/15/2027	91324PEY4	125,000.00	A+	A2	04/12/24	04/16/24	123,437.50	5.05	1,213.89	123,786.13	125,138.00
NATIONAL RURAL UTIL COOP (CALLABLE) DTD 05/10/2024 5.100% 05/06/2027	63743HFR8	25,000.00	A-	A2	05/08/24	05/10/24	24,995.50	5.11	194.79	24,996.45	25,198.20



**Managed Account Detail of Securities Held**

For the Month Ending **December 31, 2024**

**Dunlap CUSD #323 - Investment Account - 450555 - (40961950)**

<b>Security Type/Description</b>	<b>Dated Date/Coupon/Maturity</b>	<b>CUSIP</b>	<b>Par</b>	<b>S&amp;P Rating</b>	<b>Moody's Rating</b>	<b>Trade Date</b>	<b>Settle Date</b>	<b>Original Cost</b>	<b>YTM at Cost</b>	<b>Accrued Interest</b>	<b>Amortized Cost</b>	<b>Market Value</b>
<b>Corporate Note</b>												
NATIONAL RURAL UTIL COOP (CALLABLE) DTD 05/10/2024 5.100% 05/06/2027		63743HFR8	75,000.00	A-	A2	05/07/24	05/10/24	74,953.50	5.12	584.38	74,962.98	75,594.60
PACCAR FINANCIAL CORP DTD 05/13/2024 5.000% 05/13/2027		69371RT22	75,000.00	A+	A1	05/06/24	05/13/24	74,942.25	5.03	500.00	74,953.88	75,848.93
CATERPILLAR FINL SERVICE DTD 05/14/2024 5.000% 05/14/2027		14913UAL4	75,000.00	A	A2	05/07/24	05/14/24	74,917.50	5.04	489.58	74,933.98	75,770.55
JOHN DEERE CAPITAL CORP DTD 06/11/2024 4.900% 06/11/2027		24422EXR5	150,000.00	A	A1	06/06/24	06/11/24	149,814.00	4.94	408.33	149,846.74	151,153.05
NATIONAL AUSTRALIA BK/NY DTD 06/11/2024 5.087% 06/11/2027		63253OAJ3	250,000.00	AA-	Aa2	06/04/24	06/11/24	250,295.00	5.04	706.53	250,243.71	252,811.50
HOME DEPOT INC (CALLABLE) DTD 06/25/2024 4.875% 06/25/2027		437076DB5	65,000.00	A	A2	06/17/24	06/25/24	64,784.85	5.00	52.81	64,819.80	65,623.61
PNC FINANCIAL SERVICES (CALLABLE) DTD 07/23/2024 5.102% 07/23/2027		693475BY0	125,000.00	A-	A3	07/18/24	07/23/24	125,000.00	5.10	2,799.01	125,000.00	125,628.38
BLACKROCK FUNDING INC (CALLABLE) DTD 07/26/2024 4.600% 07/26/2027		09290DAH4	150,000.00	AA-	Aa3	07/17/24	07/26/24	149,995.50	4.60	2,970.83	149,996.40	150,365.70
HONEYWELL INTERNATIONAL (CALLABLE) DTD 08/01/2024 4.650% 07/30/2027		438516CX2	145,000.00	A	A2	07/29/24	08/01/24	144,995.65	4.65	2,809.38	144,996.51	145,517.22
UNILEVER CAPITAL CORP (CALLABLE) DTD 08/12/2024 4.250% 08/12/2027		904764BU0	125,000.00	A+	A1	08/08/24	08/12/24	124,795.00	4.31	2,051.22	124,820.19	124,258.25
ACCENTURE CAPITAL INC (CALLABLE) DTD 10/04/2024 3.900% 10/04/2027		00440KAA1	40,000.00	AA-	Aa3	10/01/24	10/04/24	39,948.40	3.95	377.00	39,952.37	39,417.80
ACCENTURE CAPITAL INC (CALLABLE) DTD 10/04/2024 3.900% 10/04/2027		00440KAA1	85,000.00	AA-	Aa3	10/02/24	10/04/24	84,940.50	3.92	801.13	84,945.20	83,762.83
BP CAP MARKETS AMERICA (CALLABLE) DTD 05/17/2024 5.017% 11/17/2027		10373OBY5	150,000.00	A-	A1	11/20/24	11/25/24	151,551.00	4.64	919.78	151,500.53	151,627.50
<b>Security Type Sub-Total</b>			<b>5,775,000.00</b>					<b>5,736,784.75</b>	<b>4.87</b>	<b>70,954.40</b>	<b>5,749,012.71</b>	<b>5,780,010.88</b>



## Managed Account Detail of Securities Held

For the Month Ending **December 31, 2024**

Dunlap CUSD #323 - Investment Account - 450555 - (40961950)

Security Type/Description Dated Date/Coupon/Maturity	CUSIP	Par	S&P Rating	Moody's Rating	Trade Date	Settle Date	Original Cost	YTM at Cost	Accrued Interest	Amortized Cost	Market Value
<b>Bank Note</b>											
WELLS FARGO BANK NA (CALLABLE) DTD 08/09/2023 5.450% 08/07/2026	94988J6D4	250,000.00	A+	Aa2	08/02/23	08/09/23	249,980.00	5.45	5,450.00	249,989.31	252,992.75
<b>Security Type Sub-Total</b>		<b>250,000.00</b>					<b>249,980.00</b>	<b>5.45</b>	<b>5,450.00</b>	<b>249,989.31</b>	<b>252,992.75</b>
<b>Managed Account Sub-Total</b>		<b>31,904,839.79</b>					<b>31,593,893.68</b>	<b>4.41</b>	<b>328,226.89</b>	<b>31,711,900.03</b>	<b>31,715,326.68</b>
<b>Local Government Investment Pool</b>											
Illinois Portfolio, IIIT Class		102,015.38	AAA	NR			102,015.38		0.00	102,015.38	102,015.38
<b>Liquid Sub-Total</b>		<b>102,015.38</b>					<b>102,015.38</b>		<b>0.00</b>	<b>102,015.38</b>	<b>102,015.38</b>
<b>Securities Sub-Total</b>		<b>\$32,006,855.17</b>					<b>\$31,695,909.06</b>	<b>4.41%</b>	<b>\$328,226.89</b>	<b>\$31,813,915.41</b>	<b>\$31,817,342.06</b>
<b>Accrued Interest</b>											<b>\$328,226.89</b>
<b>Total Investments</b>											<b>\$32,145,568.95</b>



**Managed Account Fair Market Value & Analytics**

For the Month Ending **December 31, 2024**

**Dunlap CUSD #323 - Investment Account - 450555 - (40961950)**

<b>Security Type/Description</b>	<b>Dated Date/Coupon/Maturity</b>	<b>CUSIP</b>	<b>Par</b>	<b>Broker</b>	<b>Next Call Date</b>	<b>Market Price</b>	<b>Market Value</b>	<b>Unreal G/L On Cost</b>	<b>Unreal G/L Amort Cost</b>	<b>Effective Duration</b>	<b>YTM at Mkt</b>
<b>U.S. Treasury Bond / Note</b>											
US TREASURY N/B	DTD 01/17/2023 3.875% 01/15/2026	91282CGE5	1,375,000.00	JPMorgan		99.66	1,370,391.00	(1,440.05)	(3,495.90)	0.99	4.20
US TREASURY N/B	DTD 01/31/2024 4.250% 01/31/2026	91282CJV4	200,000.00	BMO		100.00	200,000.00	1,234.38	699.30	1.03	4.24
US TREASURY N/B	DTD 02/15/2023 4.000% 02/15/2026	91282CGL9	600,000.00	JPMorgan		99.73	598,406.40	8,906.40	2,392.51	1.07	4.23
US TREASURY N/B	DTD 04/17/2023 3.750% 04/15/2026	91282CGV7	1,000,000.00	JPMorgan		99.36	993,633.00	(4,062.31)	(5,364.31)	1.23	4.26
US TREASURY N/B	DTD 05/15/2023 3.625% 05/15/2026	91282CHB0	1,175,000.00	Citigrou		99.17	1,165,269.82	1,790.33	(4,382.52)	1.31	4.26
US TREASURY N/B	DTD 06/15/2023 4.125% 06/15/2026	91282CHH7	375,000.00	GoldmanS		99.82	374,340.75	1,435.48	366.82	1.40	4.26
US TREASURY N/B	DTD 07/17/2023 4.500% 07/15/2026	91282CHM6	925,000.00	JPMorgan		100.36	928,288.38	4,769.83	4,058.68	1.44	4.26
US TREASURY N/B	DTD 07/31/2024 4.375% 07/31/2026	91282CLB5	1,250,000.00	BOFAML		100.16	1,252,002.50	(4,003.36)	(2,818.32)	1.49	4.27
US TREASURY N/B	DTD 08/15/2023 4.375% 08/15/2026	91282CHU8	1,050,000.00	JPMorgan		100.18	1,051,886.85	11,894.66	7,419.70	1.53	4.25
US TREASURY N/B	DTD 09/15/2023 4.625% 09/15/2026	91282CHY0	825,000.00	BOFAML		100.59	829,865.85	10,763.31	8,372.86	1.61	4.26
US TREASURY N/B	DTD 10/16/2023 4.625% 10/15/2026	91282CJC6	275,000.00	CABRERA		100.61	276,665.13	2,406.34	2,129.98	1.69	4.27
US TREASURY N/B	DTD 11/15/2023 4.625% 11/15/2026	91282CJK8	375,000.00	ASLC		100.64	377,416.87	1,142.46	1,582.17	1.77	4.27
US TREASURY N/B	DTD 11/15/2023 4.625% 11/15/2026	91282CJK8	1,075,000.00	ASLC		100.64	1,081,928.37	(1,512.06)	1,417.36	1.77	4.27
US TREASURY N/B	DTD 12/15/2023 4.375% 12/15/2026	91282CJP7	950,000.00	ASLC		100.22	952,078.60	(5,269.06)	(2,897.18)	1.85	4.26
US TREASURY N/B	DTD 01/16/2024 4.000% 01/15/2027	91282CJT9	625,000.00	ASLC		99.50	621,875.00	952.15	(238.16)	1.90	4.26
US TREASURY N/B	DTD 01/16/2024 4.000% 01/15/2027	91282CJT9	775,000.00	Barclays		99.50	771,125.00	(272.46)	(1,332.60)	1.90	4.26
US TREASURY N/B	DTD 03/15/2024 4.250% 03/15/2027	91282CKE0	800,000.00	Citigrou		99.96	799,718.40	5,499.65	4,108.55	2.06	4.27



## Managed Account Fair Market Value & Analytics

For the Month Ending **December 31, 2024**

Dunlap CUSD #323 - Investment Account - 450555 - (40961950)

Security Type/Description Dated Date/Coupon/Maturity	CUSIP	Par	Broker	Next Call Date	Market Price	Market Value	Unreal G/L On Cost	Unreal G/L Amort Cost	Effective Duration	YTM at Mkt
<b>U.S. Treasury Bond / Note</b>										
US TREASURY N/B DTD 04/15/2024 4.500% 04/15/2027	91282CKJ9	525,000.00	JPMorgan		100.49	527,584.05	6,767.64	5,824.78	2.14	4.27
US TREASURY N/B DTD 04/15/2024 4.500% 04/15/2027	91282CKJ9	650,000.00	Barclays		100.49	653,199.30	6,043.05	5,447.85	2.14	4.27
US TREASURY N/B DTD 05/15/2024 4.500% 05/15/2027	91282CKR1	725,000.00	JPMorgan		100.49	728,540.18	6,513.81	5,975.73	2.22	4.28
US TREASURY N/B DTD 06/17/2024 4.625% 06/15/2027	91282CKV2	400,000.00	JPMorgan		100.83	403,312.40	2,953.02	3,010.39	2.30	4.27
US TREASURY N/B DTD 07/15/2024 4.375% 07/15/2027	91282CKZ3	350,000.00	Citigrou		100.25	350,861.35	(3,472.63)	(2,906.18)	2.33	4.27
US TREASURY N/B DTD 08/15/2024 3.750% 08/15/2027	91282CLG4	550,000.00	BOFAML		98.72	542,953.40	(7,347.38)	(7,316.17)	2.44	4.28
US TREASURY N/B DTD 09/16/2024 3.375% 09/15/2027	91282CLL3	1,150,000.00	JPMorgan		97.71	1,123,675.35	(21,518.01)	(21,903.22)	2.53	4.28
US TREASURY N/B DTD 10/15/2024 3.875% 10/15/2027	91282CLO2	350,000.00	JPMorgan		98.94	346,281.25	(1,613.28)	(1,727.21)	2.59	4.28
US TREASURY N/B DTD 10/15/2024 3.875% 10/15/2027	91282CLQ2	425,000.00	Citigrou		98.94	420,484.38	(1,095.70)	(1,280.28)	2.59	4.28
US TREASURY N/B DTD 11/15/2024 4.125% 11/15/2027	91282CLX7	175,000.00	Citigrou		99.55	174,207.07	(806.60)	(806.53)	2.67	4.29
US TREASURY N/B DTD 11/15/2024 4.125% 11/15/2027	91282CLX7	1,450,000.00	MorganSt		99.55	1,443,430.05	(6,060.18)	(6,076.54)	2.67	4.29
<b>Security Type Sub-Total</b>		<b>20,400,000.00</b>				<b>20,359,420.70</b>	<b>14,599.43</b>	<b>(9,738.44)</b>	<b>1.82</b>	<b>4.26</b>
<b>Supra-National Agency Bond / Note</b>										
ASIAN DEVELOPMENT BANK DTD 01/12/2023 4.250% 01/09/2026	045167FU2	245,000.00	RBC Capi		99.82	244,567.33	253.33	(198.27)	0.97	4.43
ASIAN DEVELOPMENT BANK DTD 01/12/2024 4.125% 01/12/2027	045167GA5	175,000.00	RBC Capi		99.67	174,423.73	13.48	(169.18)	1.89	4.29
<b>Security Type Sub-Total</b>		<b>420,000.00</b>				<b>418,991.06</b>	<b>266.81</b>	<b>(367.45)</b>	<b>1.35</b>	<b>4.37</b>
<b>Municipal Bond / Note</b>										



## Managed Account Fair Market Value & Analytics

For the Month Ending **December 31, 2024**

Dunlap CUSD #323 - Investment Account - 450555 - (40961950)

Security Type/Description Dated Date/Coupon/Maturity	CUSIP	Par	Broker	Next Call Date	Market Price	Market Value	Unreal G/L On Cost	Unreal G/L Amort Cost	Effective Duration	YTM at Mkt
<b>Municipal Bond / Note</b>										
FLORIDA ST BRD OF ADM DTD 09/16/2020 1.258% 07/01/2025	341271AD6	150,000.00	MAXE		98.33	147,498.00	11,926.50	266.80	0.49	4.73
FLORIDA ST BRD OF ADM DTD 09/16/2020 1.705% 07/01/2027	341271AE4	175,000.00	JPMorgan		92.71	162,244.60	3.85	(928.67)	2.40	4.85
<b>Security Type Sub-Total</b>		<b>325,000.00</b>				<b>309,742.60</b>	<b>11,930.35</b>	<b>(661.87)</b>	<b>1.49</b>	<b>4.79</b>
<b>Federal Agency Mortgage-Backed Security</b>										
FG J32374 DTD 07/01/2015 2.500% 11/01/2028	31307NT79	59,003.07	WellsFar		97.07	57,273.04	(2,762.58)	(2,322.85)	1.38	4.62
FN BM4614 DTD 10/01/2018 3.000% 03/01/2033	3140J9DU2	55,706.74	INTL_FC		95.67	53,293.02	(6,069.48)	(5,007.23)	2.55	4.70
FN FM0047 DTD 01/01/2020 3.000% 12/01/2034	3140X3BR8	62,944.05	Citigrou		93.91	59,112.40	(7,814.83)	(6,772.39)	3.43	4.79
FN FM5616 DTD 01/01/2021 3.000% 12/01/2034	3140X9G25	69,826.09	Citigrou		94.80	66,197.93	(7,654.07)	(6,658.98)	3.10	4.71
FR SB0364 DTD 06/01/2020 3.500% 06/01/2035	3132CWMM3	59,548.10	JPMorgan		95.02	56,580.52	(7,582.55)	(6,423.31)	3.56	4.90
<b>Security Type Sub-Total</b>		<b>307,028.05</b>				<b>292,456.91</b>	<b>(31,883.51)</b>	<b>(27,184.76)</b>	<b>2.82</b>	<b>4.74</b>
<b>Federal Agency Commercial Mortgage-Backed Security</b>										
FHMS K733 A2 DTD 11/01/2018 3.750% 08/01/2025	3137FJX07	139,177.85	PNCBank		99.34	138,263.31	2,942.08	321.69	0.54	4.51
FHMS K051 A2 DTD 12/01/2015 3.308% 09/01/2025	3137BM7C4	148,921.35	Barclays		99.07	147,539.66	4,714.77	741.61	0.61	4.47
FHMS K053 A2 DTD 03/01/2016 2.995% 12/01/2025	3137BN6G4	275,000.00	MorganSt		98.65	271,282.00	(549.05)	(2,795.46)	0.80	4.44
FHMS K054 A2 DTD 04/01/2016 2.745% 01/01/2026	3137BNGT5	97,555.95	RobertBa		98.29	95,889.40	2,372.88	(116.96)	0.96	4.41
FHMS K054 A2 DTD 04/01/2016 2.745% 01/01/2026	3137BNGT5	219,500.88	CantorFi		98.29	215,751.14	9,043.05	978.30	0.96	4.41
FNA 2016-M3 A2 DTD 03/01/2016 2.702% 02/01/2026	3136ARTE8	78,172.52	MorganSt		97.99	76,599.53	1,074.49	(695.44)	1.05	4.47



## Managed Account Fair Market Value & Analytics

For the Month Ending **December 31, 2024**

**Dunlap CUSD #323 - Investment Account - 450555 - (40961950)**

Security Type/Description Dated Date/Coupon/Maturity	CUSIP	Par	Broker	Next Call Date	Market Price	Market Value	Unreal G/L On Cost	Unreal G/L Amort Cost	Effective Duration	YTM at Mkt
<b>Federal Agency Commercial Mortgage-Backed Security</b>										
FHMS K734 A2 DTD 04/01/2019 3.208% 02/01/2026	3137FLN34	148,606.71	BOFAML		98.76	146,761.31	5,178.59	1,608.20	0.84	4.46
FHMS K058 A1 DTD 11/01/2016 2.340% 07/01/2026	3137BSP64	92,639.93	BNPPSA		97.99	90,776.75	2,884.61	701.72	0.94	4.42
FHMS K057 A2 DTD 09/01/2016 2.570% 07/01/2026	3137BROJ7	160,000.00	CantorFi		97.36	155,781.28	6,993.78	973.28	1.32	4.46
FHMS K057 A2 DTD 09/01/2016 2.570% 07/01/2026	3137BRQJ7	160,000.00	JPMorgan		97.36	155,781.28	3,643.78	(335.66)	1.32	4.46
FHMS K736 A2 DTD 09/01/2019 2.282% 07/01/2026	3137FNWX4	164,434.74	INTL_FC		97.06	159,607.42	7,036.39	1,837.16	1.29	4.47
FHMS K058 A2 DTD 11/01/2016 2.653% 08/01/2026	3137BSP72	300,000.00	BREAN		97.06	291,166.80	3,799.61	(2,646.98)	1.55	4.47
FNA 2016-M12 A2 DTD 11/01/2016 2.438% 09/01/2026	3136AUKX8	157,265.08	WellsFar		96.54	151,830.47	5,094.78	1,407.79	1.53	4.67
FHMS K059 A2 DTD 11/01/2016 3.120% 09/01/2026	3137BSRE5	165,000.00	MorganSt		97.68	161,166.39	4,886.90	1,645.43	1.57	4.50
FHMS K062 A2 DTD 02/01/2017 3.413% 12/01/2026	3137BUX60	165,000.00	WellsFar		97.87	161,479.40	3,988.19	1,292.04	1.83	4.48
FHMS K062 A2 DTD 02/01/2017 3.413% 12/01/2026	3137BUX60	175,000.00	TD Secur		97.87	171,266.03	4,640.05	1,594.95	1.83	4.48
FHMS K065 A2 DTD 07/01/2017 3.243% 04/01/2027	3137F1G44	160,000.00	GoldmanS		97.08	155,328.00	4,184.25	1,347.65	2.11	4.56
FHMS K067 A2 DTD 09/01/2017 3.194% 07/01/2027	3137FAWS3	165,000.00	BMO		96.62	159,428.45	2,008.14	997.08	2.36	4.56
FNA 2024-M6 A2 DTD 11/01/2024 2.905% 07/01/2027	3136BTGM9	250,000.00	WellsFar		96.20	240,494.25	(755.75)	(878.38)	2.24	4.60
FHMS K068 A2 DTD 10/01/2017 3.244% 08/01/2027	3137FBBX3	165,000.00	WellsFar		96.65	159,480.42	2,073.00	897.17	2.43	4.57
FHMS K069 A2 DTD 11/01/2017 3.187% 09/01/2027	3137FBU79	163,597.27	BOFAML		96.45	157,786.63	2,100.82	909.06	2.48	4.57
FHMS K739 A2 DTD 11/01/2020 1.336% 09/01/2027	3137F64P9	350,000.00	IFP		92.47	323,643.25	508.48	(872.76)	2.35	4.59
FHMS K087 A1 DTD 01/01/2019 3.591% 10/01/2027	3137FKUN4	36,611.15	Barclays		99.00	36,246.36	1,088.22	620.73	0.70	4.73





## Managed Account Fair Market Value & Analytics

For the Month Ending **December 31, 2024**

Dunlap CUSD #323 - Investment Account - 450555 - (40961950)

Security Type/Description Dated Date/Coupon/Maturity	CUSIP	Par	Broker	Next Call Date	Market Price	Market Value	Unreal G/L On Cost	Unreal G/L Amort Cost	Effective Duration	YTM at Mkt
<b>Federal Agency Commercial Mortgage-Backed Security</b>										
FHMS K087 A1 DTD 01/01/2019 3.591% 10/01/2027	3137FKUN4	54,916.72	TD Secur		99.00	54,369.53	(817.47)	(692.96)	0.70	4.73
FHMS K072 A1 DTD 01/01/2018 3.252% 11/01/2027	3137FEBP4	71,803.66	TD Secur		98.08	70,426.03	(1,108.36)	(1,230.45)	1.47	4.46
FHMS K082 A1 DTD 10/01/2018 3.920% 05/01/2028	3137FJKD0	135,326.18	BNPPSA		98.82	133,731.76	2,824.83	1,579.97	1.68	4.50
FHMS K073 A1 DTD 02/01/2018 3.350% 09/01/2028	3137FETM2	53,669.88	TD Secur		98.92	53,090.08	1,034.49	462.28	0.87	4.40
FHMS K092 A1 DTD 05/01/2019 3.125% 10/01/2028	3137FLYU2	116,000.72	WellsFar		97.18	112,731.82	3,577.85	2,192.35	1.87	4.58
<b>Security Type Sub-Total</b>		<b>4,368,200.57</b>				<b>4,247,698.75</b>	<b>84,463.40</b>	<b>11,843.41</b>	<b>1.54</b>	<b>4.51</b>
<b>Federal Agency Collateralized Mortgage Obligation</b>										
FHR 5050 XL DTD 11/01/2020 1.000% 07/01/2036	3137F7TC9	59,611.17	WellsFar		90.61	54,013.03	(4,182.36)	(4,465.85)	2.31	5.12
<b>Security Type Sub-Total</b>		<b>59,611.17</b>				<b>54,013.03</b>	<b>(4,182.36)</b>	<b>(4,465.85)</b>	<b>2.31</b>	<b>5.12</b>
<b>Corporate Note</b>										
CINTAS CORPORATION NO. 2 (CALLABLE) DTD 05/03/2022 3.450% 05/01/2025	17252MAP5	40,000.00	FifthThi	04/01/25	99.53	39,812.12	(70.68)	(174.82)	0.32	4.92
CINTAS CORPORATION NO. 2 (CALLABLE) DTD 05/03/2022 3.450% 05/01/2025	17252MAP5	60,000.00	KEYB	04/01/25	99.53	59,718.18	(268.62)	(280.35)	0.32	4.92
AUST & NZ BANKING GRP NY DTD 12/08/2022 5.088% 12/08/2025	05254JAA8	250,000.00	TD Secur		100.53	251,330.25	(722.25)	689.79	0.91	4.53
NATIONAL AUSTRALIA BK/NY DTD 01/10/2024 4.750% 12/10/2025	63253OAF1	250,000.00	BOFAML		100.26	250,656.25	1,266.25	962.56	0.91	4.54
STATE STREET CORP (CALLABLE) DTD 01/26/2023 4.857% 01/26/2026	857477BZ5	25,000.00	GoldmanS	01/26/25	99.99	24,996.88	(3.12)	(3.12)	0.07	5.24
BANK OF AMERICA CORP DTD 04/19/2016 3.500% 04/19/2026	06051GFX2	150,000.00	GoldmanS		98.50	147,751.80	1,980.30	(368.87)	1.24	4.70
CHARLES SCHWAB CORP (CALLABLE) DTD 05/13/2021 1.150% 05/13/2026	808513BR5	135,000.00	Deutsche	04/13/26	95.47	128,889.09	2,070.09	296.18	1.32	4.63



**Managed Account Fair Market Value & Analytics**

For the Month Ending **December 31, 2024**

**Dunlap CUSD #323 - Investment Account - 450555 - (40961950)**

<b>Security Type/Description</b>	<b>Dated Date/Coupon/Maturity</b>	<b>CUSIP</b>	<b>Par</b>	<b>Broker</b>	<b>Next Call Date</b>	<b>Market Price</b>	<b>Market Value</b>	<b>Unreal G/L On Cost</b>	<b>Unreal G/L Amort Cost</b>	<b>Effective Duration</b>	<b>YTM at Mkt</b>
<b>Corporate Note</b>											
CATERPILLAR FINL SERVICE	DTD 05/15/2023 4.350% 05/15/2026	14913UAA8	150,000.00	SGSA		99.86	149,789.10	(140.40)	(178.65)	1.31	4.48
TOYOTA MOTOR CREDIT CORP	DTD 05/18/2023 4.450% 05/18/2026	89236TKT1	75,000.00	CRAG		99.85	74,890.65	(138.60)	(122.81)	1.32	4.57
AMERICAN HONDA FINANCE	DTD 07/07/2023 5.250% 07/07/2026	02665WEK3	35,000.00	SMBC		100.77	35,270.80	495.15	384.54	1.41	4.70
AMERICAN HONDA FINANCE	DTD 07/07/2023 5.250% 07/07/2026	02665WEK3	40,000.00	MIZU		100.77	40,309.48	358.68	334.35	1.41	4.70
AMERICAN HONDA FINANCE	DTD 07/07/2023 5.250% 07/07/2026	02665WEK3	40,000.00	SGSA		100.77	40,309.48	109.08	206.45	1.41	4.70
MORGAN STANLEY	DTD 07/25/2016 3.125% 07/27/2026	61761J3R8	125,000.00	GoldmanS		97.68	122,097.50	5,511.25	1,986.80	1.49	4.65
STATE STREET CORP (CALLABLE)	DTD 08/03/2023 5.272% 08/03/2026	857477CD3	160,000.00	MorganSt	07/03/26	100.99	161,577.44	1,577.44	1,577.44	1.43	4.62
CITIBANK NA (CALLABLE)	DTD 08/06/2024 4.929% 08/06/2026	17325FBJ6	250,000.00	CAS	07/06/26	100.47	251,176.75	1,049.25	1,075.09	1.45	4.66
TOYOTA MOTOR CREDIT CORP	DTD 08/09/2024 4.550% 08/07/2026	89236TMJ1	45,000.00	MIZU		100.06	45,028.26	56.16	50.77	1.50	4.52
TOYOTA MOTOR CREDIT CORP	DTD 08/09/2024 4.550% 08/07/2026	89236TMJ1	105,000.00	MorganSt		100.06	105,065.94	48.09	51.36	1.50	4.52
PACCAR FINANCIAL CORP	DTD 08/10/2023 5.050% 08/10/2026	69371RS56	75,000.00	SUMITR		100.92	75,688.80	726.30	708.90	1.50	4.44
GOLDMAN SACHS GROUP INC (CALLABLE)	DTD 08/10/2023 5.798% 08/10/2026	38145GAM2	100,000.00	GoldmanS	08/10/25	100.55	100,553.20	553.20	553.20	0.58	5.29
HOME DEPOT INC (CALLABLE)	DTD 12/04/2023 4.950% 09/30/2026	437076CV2	65,000.00	JPMorgan	08/30/26	100.83	65,536.58	678.93	626.85	1.60	4.46
AMERICAN EXPRESS CO (CALLABLE)	DTD 11/04/2021 1.650% 11/04/2026	025816CM9	125,000.00	WellsFar	10/04/26	94.77	118,456.75	3,426.75	1,309.26	1.78	4.68
NATIONAL RURAL UTIL COOP (CALLABLE)	DTD 11/02/2023 5.600% 11/13/2026	63743HFK3	100,000.00	SUMITR	10/13/26	101.64	101,642.60	1,098.60	1,293.94	1.70	4.64
GOLDMAN SACHS GROUP INC (CALLABLE)	DTD 11/16/2016 3.500% 11/16/2026	38145GAH3	125,000.00	MorganSt	11/16/25	97.77	122,207.62	5,473.87	2,374.03	1.65	4.76
AUST & NZ BANKING GRP NY	DTD 01/18/2024 4.750% 01/18/2027	05253JAZ4	250,000.00	BOFAML		100.36	250,891.75	891.75	891.75	1.89	4.56



**Managed Account Fair Market Value & Analytics**

For the Month Ending **December 31, 2024**

**Dunlap CUSD #323 - Investment Account - 450555 - (40961950)**

<b>Security Type/Description</b>	<b>CUSIP</b>	<b>Par</b>	<b>Broker</b>	<b>Next Call Date</b>	<b>Market Price</b>	<b>Market Value</b>	<b>Unreal G/L On Cost</b>	<b>Unreal G/L Amort Cost</b>	<b>Effective Duration</b>	<b>YTM at Mkt</b>
<b>Corporate Note</b>										
TEXAS INSTRUMENTS INC (CALLABLE) DTD 02/08/2024 4.600% 02/08/2027	882508CE2	130,000.00	BOFAML	01/08/27	100.42	130,545.74	628.94	604.98	1.92	4.38
ELI LILLY & CO (CALLABLE) DTD 02/09/2024 4.500% 02/09/2027	532457CJ5	150,000.00	Deutsche	01/09/27	100.23	150,342.15	421.65	398.76	1.92	4.38
BRISTOL-MYERS SQUIBB CO (CALLABLE) DTD 02/22/2024 4.900% 02/22/2027	110122EE4	45,000.00	Citigrou	01/22/27	100.84	45,376.02	424.62	411.35	1.94	4.48
BRISTOL-MYERS SQUIBB CO (CALLABLE) DTD 02/22/2024 4.900% 02/22/2027	110122EE4	80,000.00	JPMorgan	01/22/27	100.84	80,668.48	461.28	519.22	1.94	4.48
ASTRAZENECA FINANCE LLC (CALLABLE) DTD 02/26/2024 4.800% 02/26/2027	04636NAK9	110,000.00	Citigrou	01/26/27	100.57	110,632.28	817.08	767.35	1.96	4.51
CISCO SYSTEMS INC (CALLABLE) DTD 02/26/2024 4.800% 02/26/2027	17275RBO4	185,000.00	Deutsche	01/26/27	100.72	186,339.03	1,579.53	1,514.67	1.96	4.45
JOHN DEERE CAPITAL CORP DTD 03/07/2024 4.850% 03/05/2027	24422EXM6	75,000.00	SGSA		100.67	75,501.83	460.58	471.19	2.01	4.52
COOPERAT RABOBANK UA/NY DTD 03/05/2024 5.041% 03/05/2027	21688ABD3	250,000.00	BMO		100.94	252,359.00	2,071.50	2,146.01	2.01	4.55
AMERICAN HONDA FINANCE DTD 03/13/2024 4.900% 03/12/2027	02665WFD8	20,000.00	MAXE		100.21	20,042.48	42.48	42.48	2.03	4.79
AMERICAN HONDA FINANCE DTD 03/13/2024 4.900% 03/12/2027	02665WFD8	80,000.00	TD Secur		100.21	80,169.92	213.92	202.67	2.03	4.79
STATE STREET CORP (CALLABLE) DTD 03/18/2024 4.993% 03/18/2027	857477CL5	35,000.00	Scotiaca	02/18/27	100.82	35,288.16	299.71	296.78	2.01	4.59
STATE STREET CORP (CALLABLE) DTD 03/18/2024 4.993% 03/18/2027	857477CL5	90,000.00	MorganSt	02/18/27	100.82	90,740.97	740.97	740.97	2.01	4.59
ADOBE INC (CALLABLE) DTD 04/04/2024 4.850% 04/04/2027	00724PAE9	90,000.00	BOFAML	03/04/27	100.71	90,641.43	686.43	675.85	2.05	4.51
UNITEDHEALTH GROUP INC (CALLABLE) DTD 03/21/2024 4.600% 04/15/2027	91324PEY4	125,000.00	Citigrou	03/15/27	100.11	125,138.00	1,700.50	1,351.87	2.09	4.57
NATIONAL RURAL UTIL COOP (CALLABLE) DTD 05/10/2024 5.100% 05/06/2027	63743HFR8	25,000.00	RBC Capi	04/27/26	100.79	25,198.20	202.70	201.75	2.13	4.69
NATIONAL RURAL UTIL COOP (CALLABLE) DTD 05/10/2024 5.100% 05/06/2027	63743HFR8	75,000.00	RBC Capi	04/27/26	100.79	75,594.60	641.10	631.62	2.13	4.69
PACCAR FINANCIAL CORP DTD 05/13/2024 5.000% 05/13/2027	69371RT22	75,000.00	WellsFar		101.13	75,848.93	906.68	895.05	2.20	4.49



## Managed Account Fair Market Value & Analytics

For the Month Ending **December 31, 2024**

Dunlap CUSD #323 - Investment Account - 450555 - (40961950)

Security Type/Description Dated Date/Coupon/Maturity	CUSIP	Par	Broker	Next Call Date	Market Price	Market Value	Unreal G/L On Cost	Unreal G/L Amort Cost	Effective Duration	YTM at Mkt
<b>Corporate Note</b>										
CATERPILLAR FINL SERVICE DTD 05/14/2024 5.000% 05/14/2027	14913UAL4	75,000.00	SGAS		101.03	75,770.55	853.05	836.57	2.20	4.54
JOHN DEERE CAPITAL CORP DTD 06/11/2024 4.900% 06/11/2027	24422EXR5	150,000.00	JPMorgan		100.77	151,153.05	1,339.05	1,306.31	2.27	4.58
NATIONAL AUSTRALIA BK/NY DTD 06/11/2024 5.087% 06/11/2027	63253OAJ3	250,000.00	JANE		101.12	252,811.50	2,516.50	2,567.79	2.27	4.59
HOME DEPOT INC (CALLABLE) DTD 06/25/2024 4.875% 06/25/2027	437076DB5	65,000.00	MorganSt	05/25/27	100.96	65,623.61	838.76	803.81	2.27	4.46
PNC FINANCIAL SERVICES (CALLABLE) DTD 07/23/2024 5.102% 07/23/2027	693475BY0	125,000.00	PNCBank	07/23/26	100.50	125,628.38	628.38	628.38	1.47	4.97
BLACKROCK FUNDING INC (CALLABLE) DTD 07/26/2024 4.600% 07/26/2027	09290DAH4	150,000.00	BOFAML	06/26/27	100.24	150,365.70	370.20	369.30	2.31	4.51
HONEYWELL INTERNATIONAL (CALLABLE) DTD 08/01/2024 4.650% 07/30/2027	438516CX2	145,000.00	Deutsche	06/30/27	100.36	145,517.22	521.57	520.71	2.32	4.51
UNILEVER CAPITAL CORP (CALLABLE) DTD 08/12/2024 4.250% 08/12/2027	904764BU0	125,000.00	MUFG	07/12/27	99.41	124,258.25	(536.75)	(561.94)	2.38	4.49
ACCENTURE CAPITAL INC (CALLABLE) DTD 10/04/2024 3.900% 10/04/2027	00440KAA1	40,000.00	JPMorgan	09/04/27	98.54	39,417.80	(530.60)	(534.57)	2.53	4.48
ACCENTURE CAPITAL INC (CALLABLE) DTD 10/04/2024 3.900% 10/04/2027	00440KAA1	85,000.00	JPMorgan	09/04/27	98.54	83,762.83	(1,177.67)	(1,182.37)	2.53	4.48
BP CAP MARKETS AMERICA (CALLABLE) DTD 05/17/2024 5.017% 11/17/2027	10373OBY5	150,000.00	BOFAML	10/17/27	101.09	151,627.50	76.50	126.97	2.60	4.61
<b>Security Type Sub-Total</b>		<b>5,775,000.00</b>				<b>5,780,010.88</b>	<b>43,226.13</b>	<b>30,998.17</b>	<b>1.74</b>	<b>4.59</b>
<b>Bank Note</b>										
WELLS FARGO BANK NA (CALLABLE) DTD 08/09/2023 5.450% 08/07/2026	94988J6D4	250,000.00	WellsFar	07/07/26	101.20	252,992.75	3,012.75	3,003.44	1.44	4.68
<b>Security Type Sub-Total</b>		<b>250,000.00</b>				<b>252,992.75</b>	<b>3,012.75</b>	<b>3,003.44</b>	<b>1.44</b>	<b>4.68</b>
<b>Managed Account Sub-Total</b>		<b>31,904,839.79</b>				<b>31,715,326.68</b>	<b>121,433.00</b>	<b>3,426.65</b>	<b>1.77</b>	<b>4.37</b>
<b>Local Government Investment Pool</b>										



**Managed Account Fair Market Value & Analytics**

For the Month Ending **December 31, 2024**

Dunlap CUSD #323 - Investment Account - 450555 - (40961950)

Security Type/Description Dated Date/Coupon/Maturity	CUSIP	Par	Broker	Next Call Date	Market Price	Market Value	Unreal G/L On Cost	Unreal G/L Amort Cost	Effective Duration	YTM at Mkt
<b>Local Government Investment Pool</b>										
Illinois Portfolio, IIIT Class		102,015.38			1.00	102,015.38	0.00	0.00	0.00	
<b>Liquid Sub-Total</b>		<b>102,015.38</b>				<b>102,015.38</b>	<b>0.00</b>	<b>0.00</b>	<b>0.00</b>	
<b>Securities Sub-Total</b>		<b>\$32,006,855.17</b>				<b>\$31,817,342.06</b>	<b>\$121,433.00</b>	<b>\$3,426.65</b>	<b>1.77</b>	<b>4.37%</b>
<b>Accrued Interest</b>						<b>\$328,226.89</b>				
<b>Total Investments</b>						<b>\$32,145,568.95</b>				



**Managed Account Security Transactions & Interest**

For the Month Ending **December 31, 2024**

Dunlap CUSD #323 - Investment Account - 450555 - (40961950)

Transaction Type					Principal	Accrued		Realized G/L	Realized G/L	Sale
Trade	Settle	Security Description	CUSIP	Par	Proceeds	Interest	Total	Cost	Amort Cost	Method
<b>BUY</b>										
12/02/24	12/04/24	US TREASURY N/B DTD 11/15/2024 4.125% 11/15/2027	91282CLX7	1,450,000.00	(1,449,490.23)	(3,139.33)	(1,452,629.56)			
12/03/24	12/05/24	US TREASURY N/B DTD 11/15/2024 4.125% 11/15/2027	91282CLX7	175,000.00	(175,013.67)	(398.83)	(175,412.50)			
12/12/24	12/17/24	FNA 2024-M6 A2 DTD 11/01/2024 2.905% 07/01/2027	3136BTGM9	250,000.00	(241,250.00)	(322.83)	(241,572.83)			
<b>Transaction Type Sub-Total</b>				<b>1,875,000.00</b>	<b>(1,865,753.90)</b>	<b>(3,860.99)</b>	<b>(1,869,614.89)</b>			
<b>CALL</b>										
12/15/24	12/15/24	JPMORGAN CHASE & CO (CALLABLE) DTD 12/15/2022 5.546% 12/15/2025	46647PDM5	50,000.00	50,000.00	0.00	50,000.00	0.00	0.00	
<b>Transaction Type Sub-Total</b>				<b>50,000.00</b>	<b>50,000.00</b>	<b>0.00</b>	<b>50,000.00</b>	<b>0.00</b>	<b>0.00</b>	
<b>INTEREST</b>										
12/01/24	12/15/24	FHR 5050 XL DTD 11/01/2020 1.000% 07/01/2036	3137F7TC9		0.00	50.84	50.84			
12/01/24	12/15/24	FG J32374 DTD 07/01/2015 2.500% 11/01/2028	31307NT79		0.00	127.40	127.40			
12/01/24	12/25/24	FHMS K073 A1 DTD 02/01/2018 3.350% 09/01/2028	3137FETM2		0.00	157.29	157.29			
12/01/24	12/25/24	FHMS K082 A1 DTD 10/01/2018 3.920% 05/01/2028	3137FJKD0		0.00	451.66	451.66			
12/01/24	12/25/24	FHMS K072 A1 DTD 01/01/2018 3.252% 11/01/2027	3137FEBP4		0.00	199.95	199.95			
12/01/24	12/25/24	FHMS K068 A2 DTD 10/01/2017 3.244% 08/01/2027	3137FBBX3		0.00	446.05	446.05			
12/01/24	12/25/24	FHMS K733 A2 DTD 11/01/2018 3.750% 08/01/2025	3137FJXO7		0.00	435.14	435.14			
12/01/24	12/25/24	FHMS K069 A2 DTD 11/01/2017 3.187% 09/01/2027	3137FBU79		0.00	435.23	435.23			
12/01/24	12/25/24	FHMS K058 A1 DTD 11/01/2016 2.340% 07/01/2026	3137BSP64		0.00	188.46	188.46			



**Managed Account Security Transactions & Interest**

For the Month Ending **December 31, 2024**

Dunlap CUSD #323 - Investment Account - 450555 - (40961950)

Transaction Type	Trade	Settle	Security Description	CUSIP	Par	Principal Proceeds	Accrued Interest	Total	Realized G/L Cost	Realized G/L Amort Cost	Sale Method
<b>INTEREST</b>											
	12/01/24	12/25/24	FHMS K059 A2 DTD 11/01/2016 3.120% 09/01/2026	3137BSRE5		0.00	429.00	429.00			
	12/01/24	12/25/24	FHMS K092 A1 DTD 05/01/2019 3.125% 10/01/2028	3137FLYU2		0.00	308.13	308.13			
	12/01/24	12/25/24	FN FM0047 DTD 01/01/2020 3.000% 12/01/2034	3140X3BR8		0.00	158.95	158.95			
	12/01/24	12/25/24	FHMS K067 A2 DTD 09/01/2017 3.194% 07/01/2027	3137FAWS3		0.00	439.18	439.18			
	12/01/24	12/25/24	FN BM4614 DTD 10/01/2018 3.000% 03/01/2033	3140J9DU2		0.00	141.82	141.82			
	12/01/24	12/25/24	FHMS K058 A2 DTD 11/01/2016 2.653% 08/01/2026	3137BSP72		0.00	663.25	663.25			
	12/01/24	12/25/24	FHMS K053 A2 DTD 03/01/2016 2.995% 12/01/2025	3137BN6G4		0.00	686.35	686.35			
	12/01/24	12/25/24	FNA 2016-M12 A2 DTD 11/01/2016 2.438% 09/01/2026	3136AUKX8		0.00	320.15	320.15			
	12/01/24	12/25/24	FHMS K087 A1 DTD 01/01/2019 3.591% 10/01/2027	3137FKUN4		0.00	336.43	336.43			
	12/01/24	12/25/24	FHMS K734 A2 DTD 04/01/2019 3.208% 02/01/2026	3137FLN34		0.00	397.72	397.72			
	12/01/24	12/25/24	FHMS K062 A2 DTD 02/01/2017 3.413% 12/01/2026	3137BUX60		0.00	967.02	967.02			
	12/01/24	12/25/24	FHMS K736 A2 DTD 09/01/2019 2.282% 07/01/2026	3137FNWX4		0.00	313.16	313.16			
	12/01/24	12/25/24	FN FM5616 DTD 01/01/2021 3.000% 12/01/2034	3140X9G25		0.00	176.80	176.80			
	12/01/24	12/25/24	FNA 2016-M3 A2 DTD 03/01/2016 2.702% 02/01/2026	3136ARTE8		0.00	176.31	176.31			
	12/01/24	12/25/24	FHMS K054 A2 DTD 04/01/2016 2.745% 01/01/2026	3137BNGT5		0.00	743.44	743.44			
	12/01/24	12/25/24	FHMS K051 A2 DTD 12/01/2015 3.308% 09/01/2025	3137BM7C4		0.00	411.43	411.43			
	12/01/24	12/25/24	FHMS K057 A2 DTD 09/01/2016 2.570% 07/01/2026	3137BROJ7		0.00	685.34	685.34			



**Managed Account Security Transactions & Interest**

For the Month Ending **December 31, 2024**

Dunlap CUSD #323 - Investment Account - 450555 - (40961950)

Transaction Type	Trade	Settle	Security Description	CUSIP	Par	Principal Proceeds	Accrued Interest	Total	Realized G/L Cost	Realized G/L Amort Cost	Sale Method
<b>INTEREST</b>											
	12/01/24	12/25/24	FHMS K065 A2 DTD 07/01/2017 3.243% 04/01/2027	3137F1G44		0.00	432.40	432.40			
	12/01/24	12/25/24	FR SB0364 DTD 06/01/2020 3.500% 06/01/2035	3132CWMM3		0.00	175.94	175.94			
	12/01/24	12/25/24	FHMS K739 A2 DTD 11/01/2020 1.336% 09/01/2027	3137F64P9		0.00	389.67	389.67			
	12/08/24	12/08/24	AUST & NZ BANKING GRP NY DTD 12/08/2022 5.088% 12/08/2025	05254JAA8		0.00	6,360.00	6,360.00			
	12/10/24	12/10/24	NATIONAL AUSTRALIA BK/NY DTD 01/10/2024 4.750% 12/10/2025	63253OAF1		0.00	5,937.50	5,937.50			
	12/11/24	12/11/24	NATIONAL AUSTRALIA BK/NY DTD 06/11/2024 5.087% 06/11/2027	63253QAJ3		0.00	6,358.75	6,358.75			
	12/11/24	12/11/24	JOHN DEERE CAPITAL CORP DTD 06/11/2024 4.900% 06/11/2027	24422EXR5		0.00	3,675.00	3,675.00			
	12/15/24	12/15/24	US TREASURY N/B DTD 06/17/2024 4.625% 06/15/2027	91282CKV2		0.00	9,250.00	9,250.00			
	12/15/24	12/15/24	JPMORGAN CHASE & CO (CALLABLE) DTD 12/15/2022 5.546% 12/15/2025	46647PDM5		0.00	1,386.50	1,386.50			
	12/15/24	12/15/24	US TREASURY N/B DTD 06/15/2023 4.125% 06/15/2026	91282CHH7		0.00	7,734.38	7,734.38			
	12/15/24	12/15/24	US TREASURY N/B DTD 12/15/2023 4.375% 12/15/2026	91282CJP7		0.00	20,781.25	20,781.25			
	12/25/24	12/25/24	HOME DEPOT INC (CALLABLE) DTD 06/25/2024 4.875% 06/25/2027	437076DB5		0.00	1,584.38	1,584.38			

**Transaction Type Sub-Total** **0.00**    **73,912.27**    **73,912.27**

<b>PAYDOWNS</b>											
	12/01/24	12/15/24	FHR 5050 XL DTD 11/01/2020 1.000% 07/01/2036	3137F7TC9	1,398.09	1,398.09	0.00	1,398.09	33.20	26.74	
	12/01/24	12/15/24	FG J32374 DTD 07/01/2015 2.500% 11/01/2028	31307NT79	2,147.27	2,147.27	0.00	2,147.27	(37.58)	(22.04)	
	12/01/24	12/25/24	FHMS K087 A1 DTD 01/01/2019 3.591% 10/01/2027	3137FKUN4	8,358.03	8,358.03	0.00	8,358.03	331.71	231.65	





## Managed Account Security Transactions & Interest

For the Month Ending **December 31, 2024**

**Dunlap CUSD #323 - Investment Account - 450555 - (40961950)**

Transaction Type		Security Description	CUSIP	Par	Principal Proceeds	Accrued Interest	Total	Realized G/L Cost	Realized G/L Amort Cost	Sale Method
Trade	Settle									
<b>PAYDOWNS</b>										
12/01/24	12/25/24	FHMS K058 A1 DTD 11/01/2016 2.340% 07/01/2026	3137BSP64	4,008.74	4,008.74	0.00	4,008.74	205.44	116.89	
12/01/24	12/25/24	FR SB0364 DTD 06/01/2020 3.500% 06/01/2035	3132CWMM3	775.10	775.10	0.00	775.10	(60.07)	(45.34)	
12/01/24	12/25/24	FHMS K082 A1 DTD 10/01/2018 3.920% 05/01/2028	3137FJKD0	2,937.94	2,937.94	0.00	2,937.94	95.95	70.61	
12/01/24	12/25/24	FHMS K054 A2 DTD 04/01/2016 2.745% 01/01/2026	3137BNGT5	2,444.05	2,444.05	0.00	2,444.05	101.19	41.85	
12/01/24	12/25/24	FHMS K072 A1 DTD 01/01/2018 3.252% 11/01/2027	3137FEBP4	1,980.41	1,980.41	0.00	1,980.41	7.43	4.18	
12/01/24	12/25/24	FHMS K087 A1 DTD 01/01/2019 3.591% 10/01/2027	3137FKUN4	12,537.04	12,537.04	0.00	12,537.04	(61.70)	(34.26)	
12/01/24	12/25/24	FHMS K736 A2 DTD 09/01/2019 2.282% 07/01/2026	3137FNWX4	240.12	240.12	0.00	240.12	17.32	10.25	
12/01/24	12/25/24	FHMS K733 A2 DTD 11/01/2018 3.750% 08/01/2025	3137FJXO7	68.19	68.19	0.00	68.19	1.89	0.68	
12/01/24	12/25/24	FHMS K092 A1 DTD 05/01/2019 3.125% 10/01/2028	3137FLYU2	2,322.76	2,322.76	0.00	2,322.76	137.10	111.53	
12/01/24	12/25/24	FN FM0047 DTD 01/01/2020 3.000% 12/01/2034	3140X3BR8	633.97	633.97	0.00	633.97	(40.12)	(29.86)	
12/01/24	12/25/24	FHMS K073 A1 DTD 02/01/2018 3.350% 09/01/2028	3137FETM2	2,673.48	2,673.48	0.00	2,673.48	80.41	53.07	
12/01/24	12/25/24	FN BM4614 DTD 10/01/2018 3.000% 03/01/2033	3140J9DU2	1,021.46	1,021.46	0.00	1,021.46	(67.03)	(48.04)	
12/01/24	12/25/24	FHMS K734 A2 DTD 04/01/2019 3.208% 02/01/2026	3137FLN34	164.55	164.55	0.00	164.55	7.78	4.10	
12/01/24	12/25/24	FHMS K051 A2 DTD 12/01/2015 3.308% 09/01/2025	3137BM7C4	327.61	327.61	0.00	327.61	13.41	5.20	
12/01/24	12/25/24	FNA 2016-M3 A2 DTD 03/01/2016 2.702% 02/01/2026	3136ARTE8	130.63	130.63	0.00	130.63	4.42	1.57	
12/01/24	12/25/24	FHMS K054 A2 DTD 04/01/2016 2.745% 01/01/2026	3137BNGT5	5,499.12	5,499.12	0.00	5,499.12	320.49	127.70	
12/01/24	12/25/24	FN FM5616 DTD 01/01/2021 3.000% 12/01/2034	3140X9G25	892.50	892.50	0.00	892.50	(51.45)	(39.06)	



## Managed Account Security Transactions & Interest

For the Month Ending **December 31, 2024**

Dunlap CUSD #323 - Investment Account - 450555 - (40961950)

Transaction Type		Security Description	CUSIP	Par	Principal Proceeds	Accrued Interest	Total	Realized G/L Cost	Realized G/L Amort Cost	Sale Method
Trade	Settle									
<b>PAYDOWNS</b>										
12/01/24	12/25/24	FNA 2016-M12 A2 DTD 11/01/2016 2.438% 09/01/2026	3136AUKX8	307.00	307.00	0.00	307.00	20.55	13.96	
12/01/24	12/25/24	FHMS K069 A2 DTD 11/01/2017 3.187% 09/01/2027	3137FBU79	281.39	281.39	0.00	281.39	13.61	11.89	
<b>Transaction Type Sub-Total</b>				<b>51,149.45</b>	<b>51,149.45</b>	<b>0.00</b>	<b>51,149.45</b>	<b>1,073.95</b>	<b>613.27</b>	
<b>SELL</b>										
12/02/24	12/03/24	NEW YORK ST DORM AUTH DTD 03/25/2022 2.566% 03/15/2025	64990FY24	80,000.00	79,531.20	444.77	79,975.97	(468.80)	(468.80)	FIFO
12/02/24	12/03/24	DASNY -TXBL-C DTD 06/23/2021 0.887% 03/15/2025	64990FD43	50,000.00	49,474.50	96.09	49,570.59	(525.50)	(525.50)	FIFO
12/02/24	12/04/24	AMERICAN EXPRESS CO (CALLABLE) DTD 03/04/2022 2.250% 03/04/2025	025816CQ0	25,000.00	24,850.25	140.63	24,990.88	(124.50)	(147.65)	FIFO
12/02/24	12/04/24	VISA INC (CALLABLE) DTD 12/14/2015 3.150% 12/14/2025	92826CAD4	150,000.00	147,984.00	2,231.25	150,215.25	2,244.00	(344.53)	FIFO
12/02/24	12/04/24	US TREASURY N/B DTD 09/15/2022 3.500% 09/15/2025	91282CFK2	375,000.00	372,436.52	2,900.55	375,337.07	4,951.17	(561.91)	FIFO
12/02/24	12/04/24	US TREASURY N/B DTD 11/15/2022 4.500% 11/15/2025	91282CFW6	700,000.00	700,738.28	1,653.31	702,391.59	(6,425.78)	(1,571.85)	FIFO
12/02/24	12/04/24	AMERICAN EXPRESS CO (CALLABLE) DTD 03/04/2022 2.250% 03/04/2025	025816CO0	60,000.00	59,640.60	337.50	59,978.10	(252.00)	(350.45)	FIFO
12/03/24	12/05/24	MORGAN STANLEY FLOATING (CALLABLE) DTD 07/20/2021 4.809% 01/22/2025	61747YEB7	100,000.00	100,011.00	636.08	100,647.08	2,742.00	134.09	FIFO
12/03/24	12/05/24	WELLS FARGO & COMPANY DTD 02/19/2015 3.000% 02/19/2025	94974BGH7	80,000.00	79,669.60	706.67	80,376.27	(646.40)	(352.56)	FIFO
12/12/24	12/17/24	US TREASURY N/B DTD 01/31/2024 4.250% 01/31/2026	91282CJV4	150,000.00	150,029.30	2,407.95	152,437.25	955.08	572.93	FIFO
<b>Transaction Type Sub-Total</b>				<b>1,770,000.00</b>	<b>1,764,365.25</b>	<b>11,554.80</b>	<b>1,775,920.05</b>	<b>2,449.27</b>	<b>(3,616.23)</b>	
<b>Managed Account Sub-Total</b>						<b>(239.20)</b>	<b>81,606.08</b>	<b>81,366.88</b>	<b>3,523.22</b>	<b>(3,002.96)</b>
<b>Total Security Transactions</b>						<b>(\$239.20)</b>	<b>\$81,606.08</b>	<b>\$81,366.88</b>	<b>\$3,523.22</b>	<b>(\$3,002.96)</b>



## Account Statement

For the Month Ending **December 31, 2024**

**Dunlap CUSD #323 - Investment Account - 450555**

Trade Date	Settlement Date	Transaction Description	Share or Unit Price	Dollar Amount of Transaction	Total Shares Owned
<b>Illinois Portfolio, IIIT Class</b>					
<b>Opening Balance</b>					<b>25,495.59</b>
12/03/24	12/03/24	Purchase - Principal 64990FD43	1.00	49,474.50	74,970.09
12/03/24	12/03/24	Purchase - Interest 64990FD43	1.00	96.09	75,066.18
12/03/24	12/03/24	Purchase - Interest 64990FY24	1.00	444.77	75,510.95
12/03/24	12/03/24	Purchase - Principal 64990FY24	1.00	79,531.20	155,042.15
12/04/24	12/04/24	Purchase - Principal 025816CQ0	1.00	84,490.85	239,533.00
12/04/24	12/04/24	Purchase - Interest 025816CQ0	1.00	478.13	240,011.13
12/04/24	12/04/24	Purchase - Principal 91282CFK2	1.00	372,436.52	612,447.65
12/04/24	12/04/24	Purchase - Interest 91282CFK2	1.00	2,900.55	615,348.20
12/04/24	12/04/24	Purchase - Interest 91282CFW6	1.00	1,653.31	617,001.51
12/04/24	12/04/24	Purchase - Principal 91282CFW6	1.00	700,738.28	1,317,739.79
12/04/24	12/04/24	Purchase - Principal 92826CAD4	1.00	147,984.00	1,465,723.79
12/04/24	12/04/24	Purchase - Interest 92826CAD4	1.00	2,231.25	1,467,955.04
12/04/24	12/04/24	Redemption - Interest 91282CLX7	1.00	(3,139.33)	1,464,815.71
12/04/24	12/04/24	Redemption - Principal 91282CLX7	1.00	(1,449,490.23)	15,325.48
12/05/24	12/05/24	Purchase - Principal 94974BGH7	1.00	79,669.60	94,995.08
12/05/24	12/05/24	Purchase - Interest 94974BGH7	1.00	706.67	95,701.75
12/05/24	12/05/24	Purchase - Principal 61747YEB7	1.00	100,011.00	195,712.75
12/05/24	12/05/24	Purchase - Interest 61747YEB7	1.00	636.08	196,348.83
12/05/24	12/05/24	Redemption - Principal 91282CLX7	1.00	(175,013.67)	21,335.16
12/05/24	12/05/24	Redemption - Interest 91282CLX7	1.00	(398.83)	20,936.33
12/05/24	12/05/24	IP Fees September 2024	1.00	(2,483.17)	18,453.16



## Account Statement

For the Month Ending **December 31, 2024**

**Dunlap CUSD #323 - Investment Account - 450555**

Trade Date	Settlement Date	Transaction Description	Share or Unit Price	Dollar Amount of Transaction	Total Shares Owned
<b>Illinois Portfolio, IIIT Class</b>					
12/09/24	12/09/24	Purchase - Interest 05254JAA8	1.00	6,360.00	24,813.16
12/10/24	12/10/24	Purchase - Interest 63253QAF1	1.00	5,937.50	30,750.66
12/11/24	12/11/24	Purchase - Interest 24422EXR5	1.00	3,675.00	34,425.66
12/11/24	12/11/24	Purchase - Interest 63253QAJ3	1.00	6,358.75	40,784.41
12/16/24	12/16/24	Purchase - Interest 46647PDM5	1.00	1,386.50	42,170.91
12/16/24	12/16/24	Purchase - Interest 91282CHH7	1.00	7,734.38	49,905.29
12/16/24	12/16/24	Purchase - Interest 91282CJP7	1.00	20,781.25	70,686.54
12/16/24	12/16/24	Purchase - Interest 91282CKV2	1.00	9,250.00	79,936.54
12/16/24	12/16/24	Purchase - Interest 31307NT79	1.00	127.40	80,063.94
12/16/24	12/16/24	Purchase - Interest 3137F7TC9	1.00	50.84	80,114.78
12/16/24	12/16/24	Purchase - Principal 31307NT79	1.00	2,147.27	82,262.05
12/16/24	12/16/24	Purchase - Principal 3137F7TC9	1.00	1,398.09	83,660.14
12/16/24	12/16/24	Purchase - Principal 46647PDM5	1.00	50,000.00	133,660.14
12/17/24	12/17/24	Purchase - Interest 91282CJV4	1.00	2,407.95	136,068.09
12/17/24	12/17/24	Purchase - Principal 91282CJV4	1.00	150,029.30	286,097.39
12/17/24	12/17/24	Redemption - Principal 3136BTGM9	1.00	(241,250.00)	44,847.39
12/17/24	12/17/24	Redemption - Interest 3136BTGM9	1.00	(322.78)	44,524.61
12/18/24	12/18/24	IP Fees October 2024	1.00	(2,575.09)	41,949.52
12/26/24	12/26/24	Purchase - Interest 437076DB5	1.00	1,584.38	43,533.90
12/26/24	12/26/24	Purchase - Interest 3132CWMM3	1.00	175.94	43,709.84
12/26/24	12/26/24	Purchase - Interest 3136ARTE8	1.00	176.31	43,886.15
12/26/24	12/26/24	Purchase - Interest 3136AUKX8	1.00	320.15	44,206.30



## Account Statement

For the Month Ending **December 31, 2024**

**Dunlap CUSD #323 - Investment Account - 450555**

Trade Date	Settlement Date	Transaction Description	Share or Unit Price	Dollar Amount of Transaction	Total Shares Owned
<b>Illinois Portfolio, IIIT Class</b>					
12/26/24	12/26/24	Purchase - Interest 3137BM7C4	1.00	411.43	44,617.73
12/26/24	12/26/24	Purchase - Interest 3137BN6G4	1.00	686.35	45,304.08
12/26/24	12/26/24	Purchase - Interest 3137BNGT5	1.00	743.44	46,047.52
12/26/24	12/26/24	Purchase - Interest 3137BRQJ7	1.00	685.34	46,732.86
12/26/24	12/26/24	Purchase - Interest 3137BSP64	1.00	188.46	46,921.32
12/26/24	12/26/24	Purchase - Interest 3137BSP72	1.00	663.25	47,584.57
12/26/24	12/26/24	Purchase - Interest 3137BSRE5	1.00	429.00	48,013.57
12/26/24	12/26/24	Purchase - Interest 3137BUX60	1.00	967.02	48,980.59
12/26/24	12/26/24	Purchase - Interest 3137F1G44	1.00	432.40	49,412.99
12/26/24	12/26/24	Purchase - Interest 3137F64P9	1.00	389.67	49,802.66
12/26/24	12/26/24	Purchase - Interest 3137FAWS3	1.00	439.18	50,241.84
12/26/24	12/26/24	Purchase - Interest 3137FBBX3	1.00	446.05	50,687.89
12/26/24	12/26/24	Purchase - Interest 3137FBU79	1.00	435.23	51,123.12
12/26/24	12/26/24	Purchase - Interest 3137FJXQ7	1.00	435.14	51,558.26
12/26/24	12/26/24	Purchase - Interest 3137FKUN4	1.00	336.43	51,894.69
12/26/24	12/26/24	Purchase - Interest 3137FLN34	1.00	397.72	52,292.41
12/26/24	12/26/24	Purchase - Interest 3137FLYU2	1.00	308.13	52,600.54
12/26/24	12/26/24	Purchase - Interest 3137FNWX4	1.00	313.16	52,913.70
12/26/24	12/26/24	Purchase - Interest 3140J9DU2	1.00	141.82	53,055.52
12/26/24	12/26/24	Purchase - Interest 3140X3BR8	1.00	158.95	53,214.47
12/26/24	12/26/24	Purchase - Interest 3140X9G25	1.00	176.80	53,391.27
12/26/24	12/26/24	Purchase - Interest 3137FEBP4	1.00	199.95	53,591.22



## Account Statement

For the Month Ending **December 31, 2024**

**Dunlap CUSD #323 - Investment Account - 450555**

Trade Date	Settlement Date	Transaction Description	Share or Unit Price	Dollar Amount of Transaction	Total Shares Owned
<b>Illinois Portfolio, IIIT Class</b>					
12/26/24	12/26/24	Purchase - Interest 3137FETM2	1.00	157.29	53,748.51
12/26/24	12/26/24	Purchase - Interest 3137FJKD0	1.00	451.66	54,200.17
12/26/24	12/26/24	Purchase - Principal 3137FJXQ7	1.00	68.19	54,268.36
12/26/24	12/26/24	Purchase - Principal 3137FETM2	1.00	2,673.48	56,941.84
12/26/24	12/26/24	Purchase - Principal 3137FKUN4	1.00	12,537.04	69,478.88
12/26/24	12/26/24	Purchase - Principal 3137FKUN4	1.00	8,358.03	77,836.91
12/26/24	12/26/24	Purchase - Principal 3137FNWX4	1.00	240.12	78,077.03
12/26/24	12/26/24	Purchase - Principal 3137FBU79	1.00	281.38	78,358.41
12/26/24	12/26/24	Purchase - Principal 3137FJKD0	1.00	2,937.94	81,296.35
12/26/24	12/26/24	Purchase - Principal 3137FLYU2	1.00	2,322.76	83,619.11
12/26/24	12/26/24	Purchase - Principal 3137BSP64	1.00	4,008.74	87,627.85
12/26/24	12/26/24	Purchase - Principal 3137FLN34	1.00	164.55	87,792.40
12/26/24	12/26/24	Purchase - Principal 3137FEBP4	1.00	1,980.41	89,772.81
12/26/24	12/26/24	Purchase - Principal 3137BNGT5	1.00	5,499.12	95,271.93
12/26/24	12/26/24	Purchase - Principal 3137BNGT5	1.00	2,444.05	97,715.98
12/26/24	12/26/24	Purchase - Principal 3137BM7C4	1.00	327.61	98,043.59
12/26/24	12/26/24	Purchase - Principal 3132CWMM3	1.00	775.10	98,818.69
12/26/24	12/26/24	Purchase - Principal 3140J9DU2	1.00	1,021.46	99,840.15
12/26/24	12/26/24	Purchase - Principal 3140X3BR8	1.00	633.97	100,474.12
12/26/24	12/26/24	Purchase - Principal 3140X9G25	1.00	892.50	101,366.62
12/26/24	12/26/24	Purchase - Principal 3136ARTE8	1.00	130.63	101,497.25
12/26/24	12/26/24	Purchase - Principal 3136AUKX8	1.00	307.00	101,804.25



## Account Statement

For the Month Ending **December 31, 2024**

Dunlap CUSD #323 - Investment Account - 450555

Trade Date	Settlement Date	Transaction Description	Share or Unit Price	Dollar Amount of Transaction	Total Shares Owned
<b>Illinois Portfolio, IIIT Class</b>					
12/31/24	01/02/25	Accrual Income Div Reinvestment - Distributions	1.00	211.13	102,015.38
<b>Closing Balance</b>					<b>102,015.38</b>

	Month of December	Fiscal YTD July-December		Closing Balance	102,015.38
<b>Opening Balance</b>	25,495.59	34,967.76	<b>Closing Balance</b>		
<b>Purchases</b>	1,951,192.89	8,615,533.87	<b>Average Monthly Balance</b>	54,176.61	
<b>Redemptions (Excl. Checks)</b>	(1,874,673.10)	(8,548,486.25)	<b>Monthly Distribution Yield</b>	4.61%	
<b>Check Disbursements</b>	0.00	0.00			
<b>Closing Balance</b>	<b>102,015.38</b>	<b>102,015.38</b>			
<b>Cash Dividends and Income</b>	211.13	2,434.06			



## Account Statement - Transaction Summary

For the Month Ending **December 31, 2024**

Dunlap CUSD #323 - Short Term Account - 450564

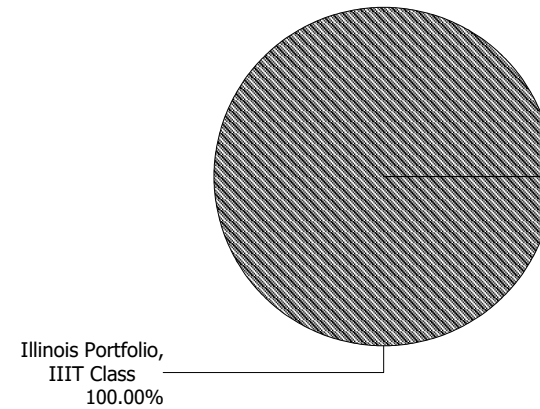
### Illinois Portfolio, IIIT Class

Opening Market Value	5,604,545.55
Purchases	21,927.43
Redemptions	0.00
Unsettled Trades	0.00
Change in Value	0.00
<hr/>	
<b>Closing Market Value</b>	<b>\$5,626,472.98</b>
Cash Dividends and Income	21,927.43

### Asset Summary

	December 31, 2024	November 30, 2024
<b>Illinois Portfolio, IIIT Class</b>	5,626,472.98	5,604,545.55
<hr/>		
<b>Total</b>	<b>\$5,626,472.98</b>	<b>\$5,604,545.55</b>

### Asset Allocation







## Account Statement

For the Month Ending **December 31, 2024**

Dunlap CUSD #323 - Short Term Account - 450564

Trade Date	Settlement Date	Transaction Description	Share or Unit Price	Dollar Amount of Transaction	Total Shares Owned
<b>Illinois Portfolio, IIIT Class</b>					
<b>Opening Balance</b>					<b>5,604,545.55</b>
12/31/24	01/02/25	Accrual Income Div Reinvestment - Distributions	1.00	21,927.43	5,626,472.98
<b>Closing Balance</b>					<b>5,626,472.98</b>

	Month of December	Fiscal YTD July-December		
<b>Opening Balance</b>	5,604,545.55	5,486,809.00	<b>Closing Balance</b>	5,626,472.98
<b>Purchases</b>	21,927.43	139,663.98	<b>Average Monthly Balance</b>	5,605,252.89
<b>Redemptions (Excl. Checks)</b>	0.00	0.00	<b>Monthly Distribution Yield</b>	4.61%
<b>Check Disbursements</b>	0.00	0.00		
<b>Closing Balance</b>	<b>5,626,472.98</b>	<b>5,626,472.98</b>		
<b>Cash Dividends and Income</b>	21,927.43	139,663.98		