

SSAISD Reading Goal

**40% of students perform at Masters Grade Level
by 2022**

REV_October 11, 2017

2017 Masters Level Performance

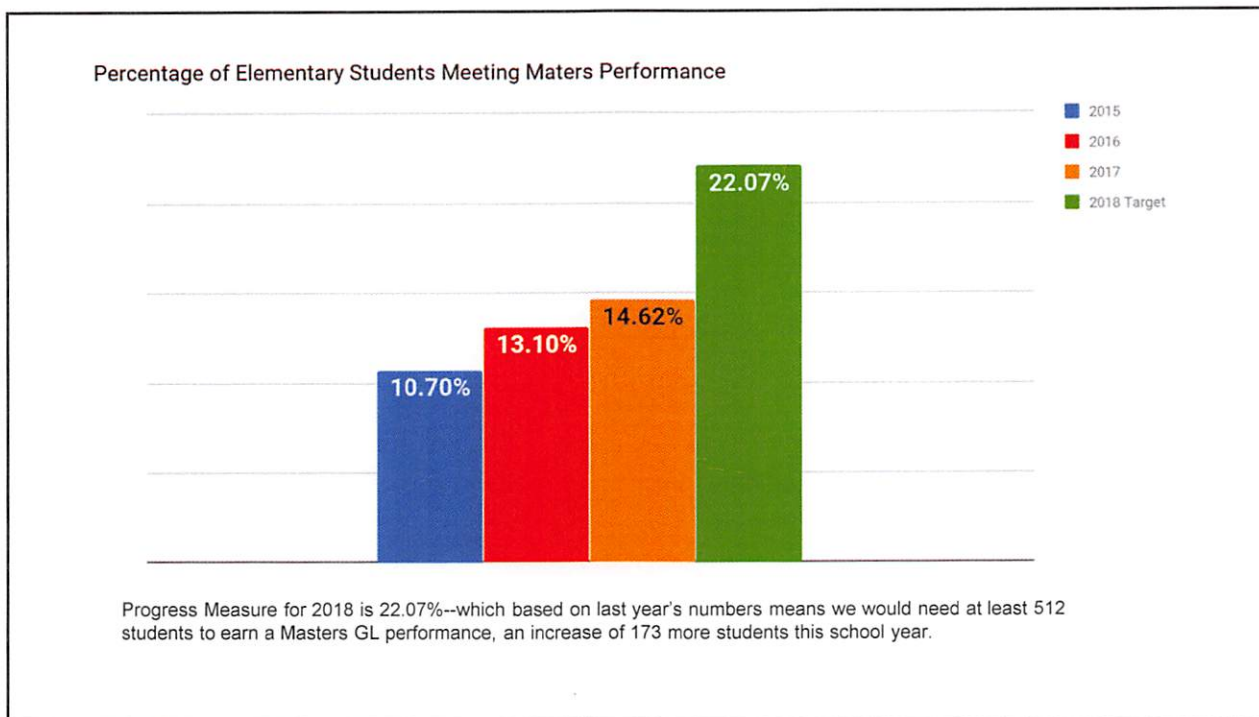
		Max. Raw Score on 2017 Test	Masters Grade Level <i>(formerly Level III)</i>		
			Scale Score Cutpoint	Raw Score	%age Correct
Reading	Grade 3	34	1555	29	85%
	Grade 4	36	1633	31	86%
	Grade 5	38	1667	33	87%
	Grade 6	40	1718	35	88%
	Grade 7	42	1753	36	86%
	Grade 8	44	1783	38	86%
	English I	68	4691	60	88%
	English II	68	4831	62	91%

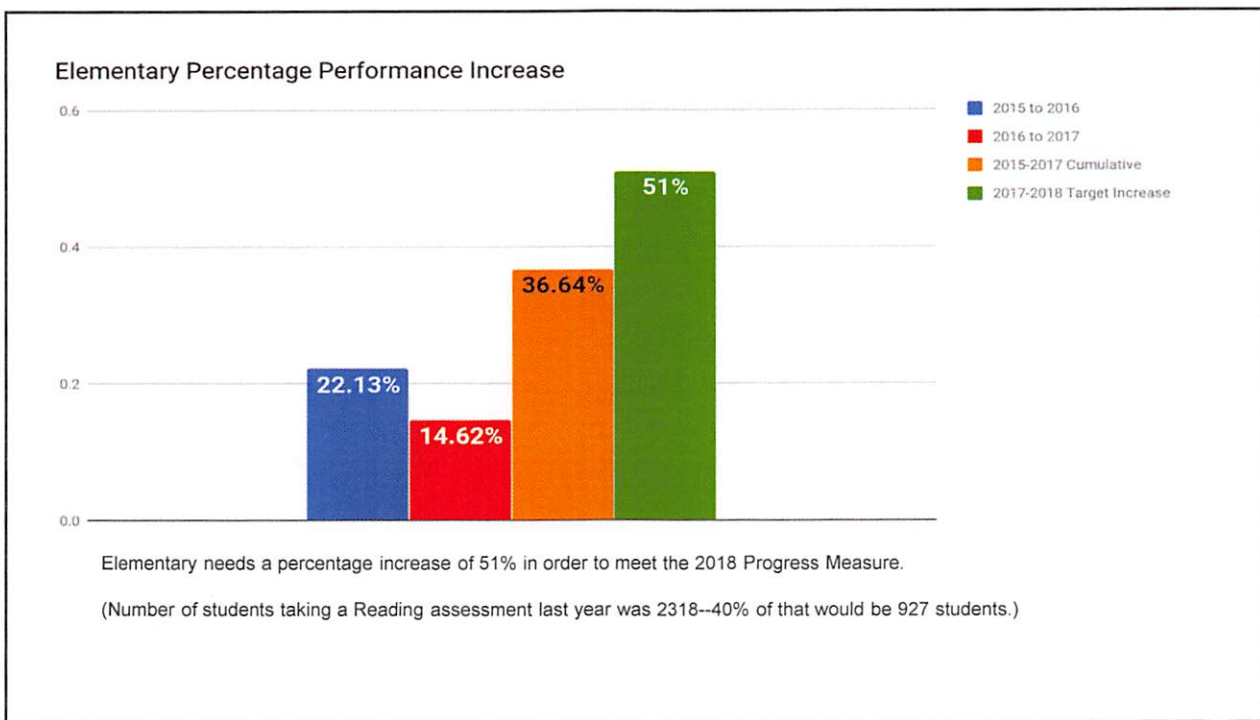
Goal 3 Progress Measures

3.1: The percent of elementary students who performed at Masters Grade Level standard **increased** from 13.1% to 14.62%.

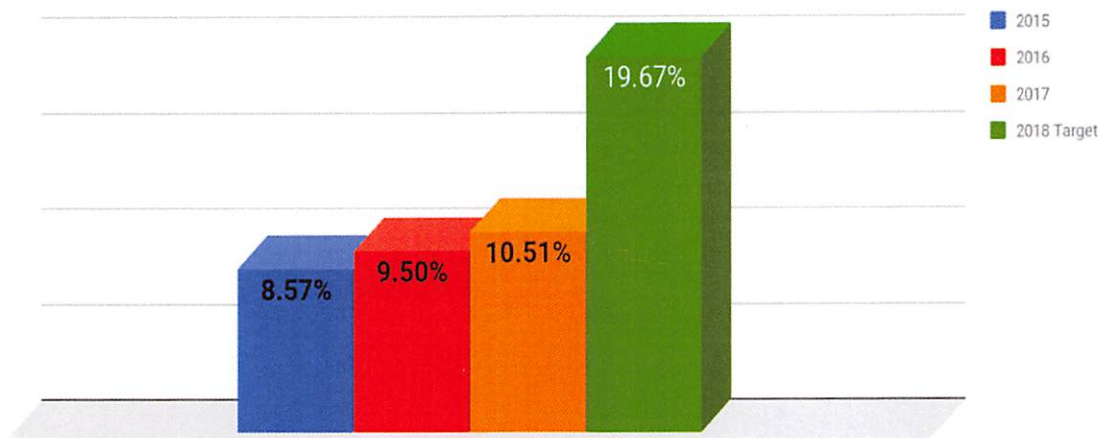
3.2: The percent of middle school students who performed at Masters Grade Level standard **increased** 9.5% to 10.51%.

3.3: The percent of high school students who performed at Masters Grade Level standard **increased** 1.4% to 2.16%.



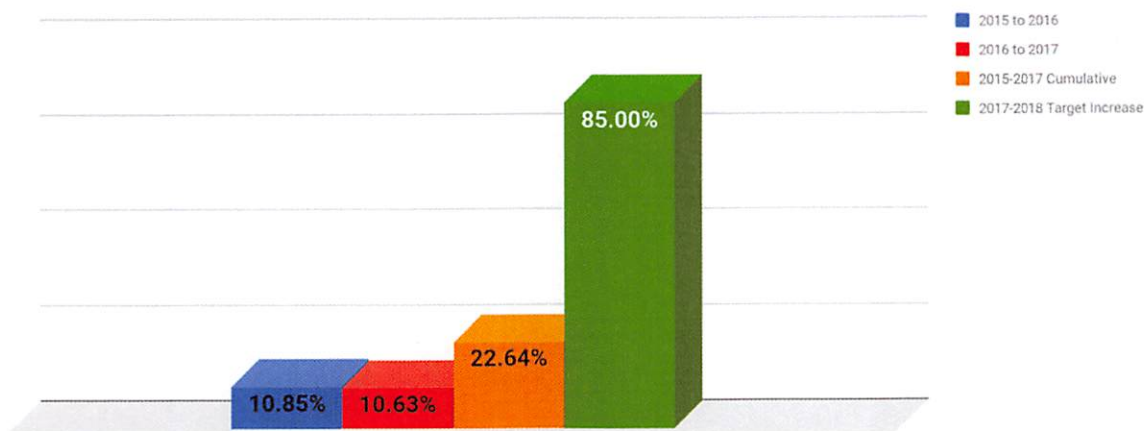


Percentage of Middle School Students Meeting Masters Performance



Progress Measure for 2018 is 19.67%--which based on last year's numbers means we would need at least 419 students to earn a Masters GL performance, an increase of 195 more students this school year.

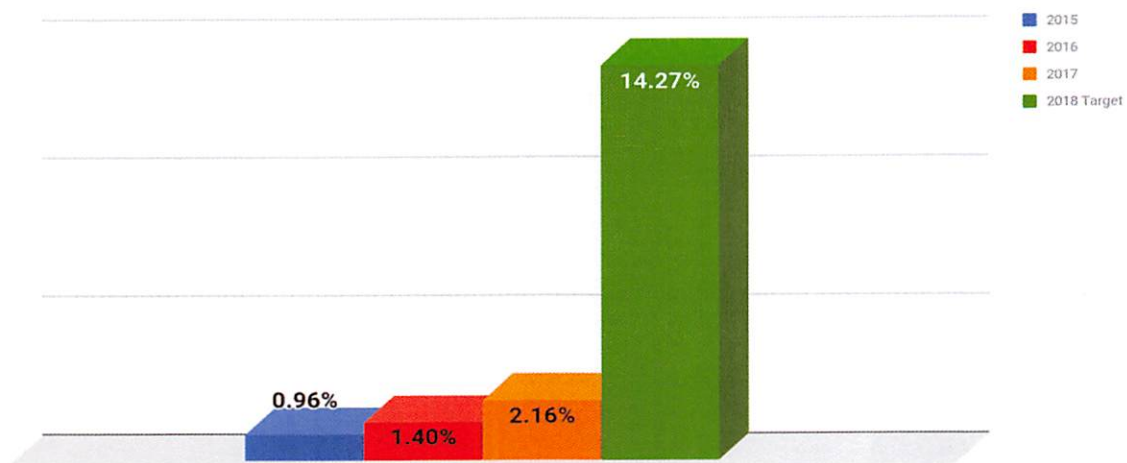
Middle School Percent Performance Increase



Middle School needs a percentage increase of 85% in order to meet the 2018 Progress Measure.

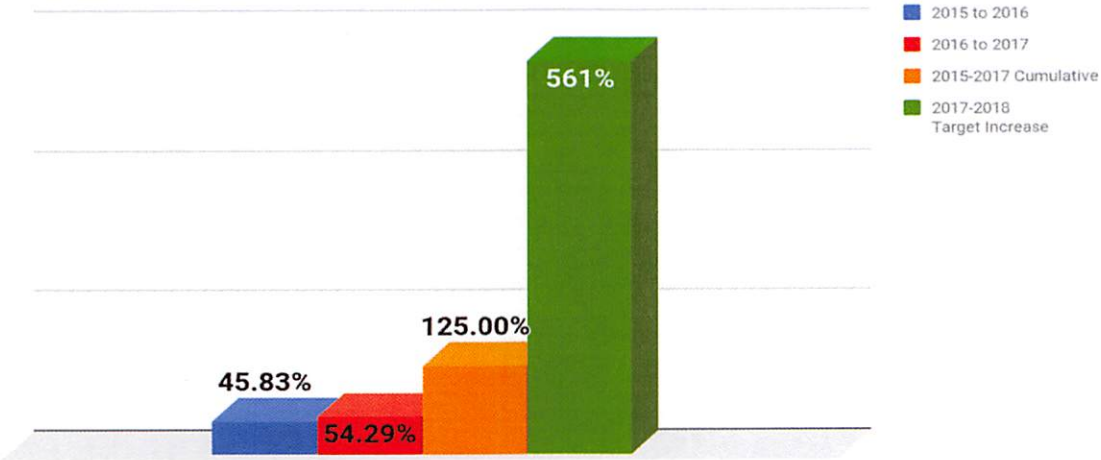
Number of middle school students taking a Reading assessment last year was 2131--40% of that would be 852 students.

Percentage of High School Students Meeting Masters Performance



Progress Measure for 2018 is 14.27%--which based on last year's numbers means we would need at least 243 students to earn a Masters GL performance, an increase of 173 more students this school year.

High School Percent Performance Increase



High School needs a percentage increase of 561% in order to meet the 2018 Progress Measure.

Average number of students taking English EOCs within an accountability period is 1700--40% of that would be 680 students.