



# Comprehensive Safety Readiness Plan Update

**DR. FELICIA STARKS TURNER**  
**CHIEF SAFETY OFFICER**

December 12, 2023  
D97 Board of Education Meeting



# Safety Update

December 2023

- |    |                                       |
|----|---------------------------------------|
| 01 | <b>OUR GUIDING VALUES AND BELIEFS</b> |
| 02 | <b>ALIGNMENT</b>                      |
| 03 | <b>SAFETY DATA</b>                    |
| 04 | <b>CURRENT WORK AND TIMELINE</b>      |
| 05 | <b>ADDITIONAL SAFETY TOPICS</b>       |
| 06 | <b>FUTURE WORK</b>                    |

# OUR GUIDING VALUES AND BELIEFS

To restore and protect the joy of youth through educational programs and positive actions in collaboration with families, schools, communities, organizations, and government entities. We hope that our work will reflect this mission — keeping the focus on reestablishing joy in our students and working to provide learning environments that are free from fear, intimidation, and violence. This will create an educational climate that fosters inclusion and acceptance for every student. The evolution of current practices won't happen overnight, but through continued collaboration, it will happen.



# SAFETY READINESS

## **Now:**

We have conducted baseline compliance drills and taken some initial steps in safety planning, but have varied practice and limited consistency across our 12 sites.

## **Next:**

We will establish common language and consistent expectations in order to ensure safety readiness across all D97 sites by creating and implementing a Comprehensive Safety Readiness Plan.



# SY24 Safety Objectives

- IGA Implementation and Improved Alignment
- Improved Systems for student safety to and from school
- Standard Response Protocol Training, and Implementation
- Safety Drills Updates
- Consistent Visitor Protocol Training and Implementation
- Active Supervision Training and Implementation
- Safety Leadership Capacity Building



# Alignment



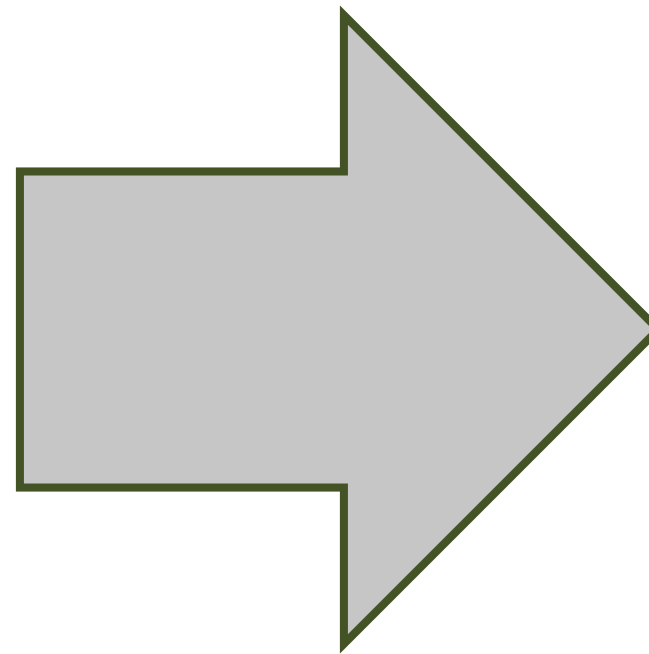
# ALIGNMENT:

## Board Policy and District Practice

### September 2023 Meeting:

Oak Park D97 Board requested regular updates on:

- 1) **safety data**
- 2) **safety procedures**
- 3) **stakeholder communication and engagement**



- ✓ **Quarterly safety updates** have been added to the SY24 board business meeting presentation plan
- ✓ Safety updates will address the **three areas identified by the Board**
- ✓ SY24 safety update dates: Sept 2023, **Dec 2023, Mar 2024 & Jun 2024)**

# Safety Data



# Incidents

## Safety Drills and Planning



## Education and Prevention Events/Programs

# Current Work and Timeline





# Current Work and Timeline

## October 2023

- ✓ I Love U Guys posters distributed to schools
- ✓ I Love U Guys SRP tabletop exercise for Administrators with West 40
- ✓ I Love U Guys SRP staff training with West 40
- ✓ Village of Oak Park Traffic Safety Collaboration

## IN AN EMERGENCY TAKE ACTION



### **HOLD! In your room or area. Clear the halls.**

#### **STUDENTS**

Clear the hallways and remain in room or area until the "All Clear" is announced  
Do business as usual

#### **ADULTS**

Close and lock the door  
Account for students and adults  
Do business as usual



### **SECURE! Get inside. Lock outside doors.**

#### **STUDENTS**

Return to inside of building  
Do business as usual

#### **ADULTS**

Bring everyone indoors  
Lock outside doors  
Increase situational awareness  
Account for students and adults  
Do business as usual



### **LOCKDOWN! Locks, lights, out of sight.**

#### **STUDENTS**

Move away from sight  
Maintain silence  
Do not open the door

#### **ADULTS**

Recover students from hallway if possible  
Lock the classroom door  
Turn out the lights  
Move away from sight  
Maintain silence  
Do not open the door  
Prepare to evade or defend



### **EVACUATE! (A location may be specified)**

#### **STUDENTS**

Leave stuff behind if required to  
If possible, bring your phone  
Follow instructions

#### **ADULTS**

Lead students to Evacuation location  
Account for students and adults  
Notify if missing, extra or injured students or adults



### **SHELTER! Hazard and safety strategy.**

#### **STUDENTS**

Use appropriate safety strategy for the hazard

#### **Hazard**

Tornado  
Hazmat  
Earthquake  
Tsunami

#### **Safety Strategy**

Evacuate to shelter area  
Seal the room  
Drop, cover and hold  
Get to high ground

#### **ADULTS**

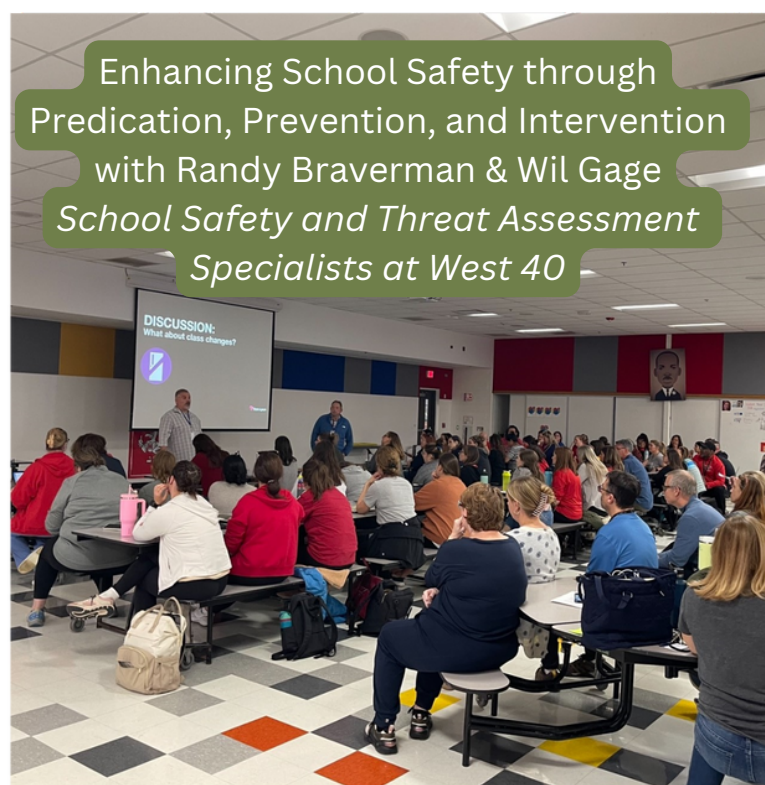
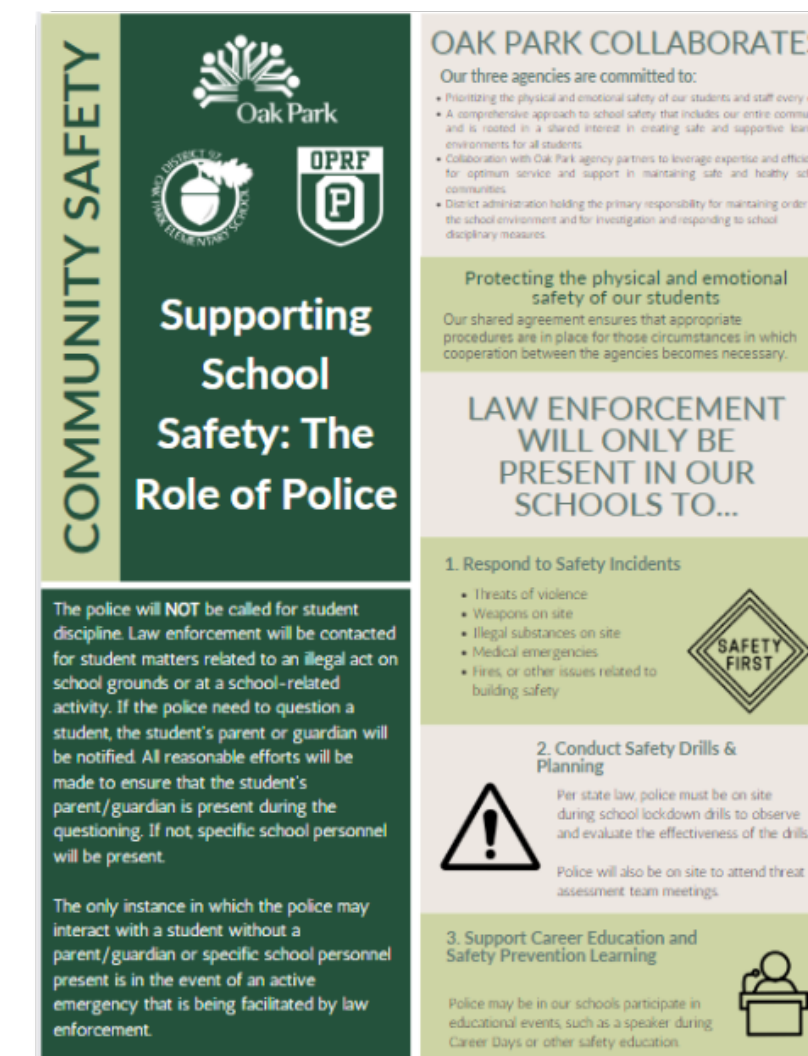
Lead safety strategy  
Account for students and adults  
Notify if missing, extra or injured students or adults



# Current Work and Timeline

## November 2023

- ✓ I Love U Guys ID badges distributed
- ✓ Clear and Present Danger training for Administrators
- ✓ Community Safety: The Role of Police in Supporting School Safety
- ✓ Enhancing School Safety through Prediction, Prevention, and Intervention training with West 40
- ✓ Safety Readiness training for Teacher Assistants, Custodians, and Building Administrative Assistants



## Objectives & Outcomes



- Explore digital language today's youth are using
- Discuss everyone's role in threat assessment and the importance of mental health awareness & relationship building
- Review prediction, prevention, and intervention when working with students & the significance of being proactive
- Examine warning signs of violence & common barriers to reporting

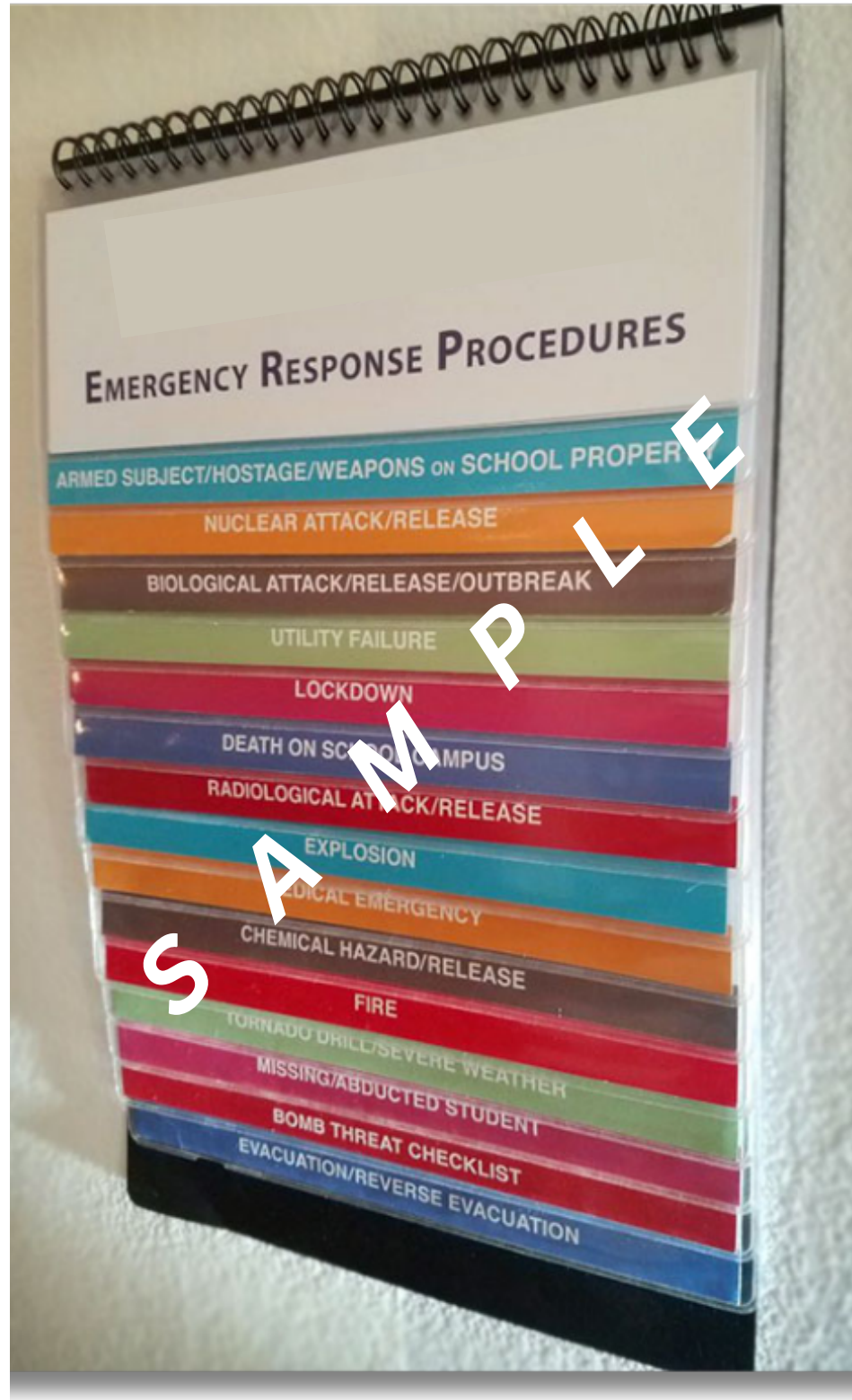
## STANDARD RESPONSE PROTOCOL

- HOLD**  
In your room or area. Clear the halls.
- SECURE**  
Get inside. Lock outside doors.
- LOCKDOWN**  
Locks, lights, out of sight.
- EVACUATE**  
To the announced location
- SHELTER**  
Using the announced hazard and strategy.

Copyright 2020. All rights reserved. The "I Love U Guys" Foundation



# Current Work and Timeline



## December 2023

- ✓ Updated fire evacuation procedures at all 10 schools
- Emergency Response flip chart aligned with I Love You Guys
- Updated visitor protocols
- Active Supervision Refresher Training (Middle Schools)
- Assessment of front door camera functionality at all 10 schools

# Additional Safety Topics





# National Preparedness Campaign

## National Preparedness Month: How Does District 97 Prepare for Emergencies?

National Preparedness Month is recognized each September to raise awareness about the importance of preparing for disasters and emergency situations that could happen at any time.

In District 97, the physical and emotional safety of our students and staff is our highest priority every day. Throughout the month, we will share information on how the district prepares for and responds to emergencies, as well as some important tips and resources for families.

If you have any questions or feedback, please reach out to the Operational Excellence Safety Team via [Let's Talk](#). Additional safety information and resources can be found [here](#).



### A Holistic Approach

We believe in a comprehensive approach to safety that includes our entire community and is rooted in our shared interest in creating safe and supportive learning environments in our schools.



### Strong Community Partnerships

District 97 leaders meet monthly with representatives from the Village of Oak Park, the Oak Park Police Department, the Oak Park Department of Public Health, and Oak Park and River Forest High School District 200 to coordinate the implementation of our intergovernmental agreements and strengthen our collaboration around school safety.

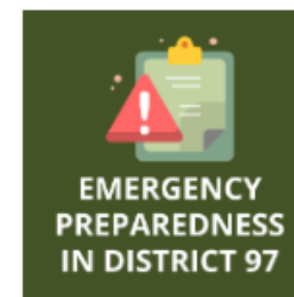


### Common Training, Language and Visuals

This year, District 97 is utilizing the [Standard Response Protocol language and visuals developed by the I Love U Guys Foundation](#), a national organization dedicated to school safety. The premise is simple - there are five specific actions that can be performed during an emergency incident: Hold, Secure, Lockdown, Evacuate, and Shelter. [An overview of these protocols can be viewed here. >>](#)

## National Preparedness Month: How Can You Prepare for Emergencies and Support School Safety?

National Preparedness Month is recognized each September to raise awareness about the importance of preparing for disasters and emergency situations that could happen at any time. Throughout the month, we will share information on how the district prepares for and responds to emergencies, as well as some important tips and resources for families. If you have any questions or feedback, please reach out to the Operational Excellence Safety Team via [Let's Talk](#).



### Familiarize Yourself with the District's Safety Procedures

Last week we shared an overview of [how our district prepares for emergencies](#). Families and staff are encouraged to review this information annually.

#### Additional resources:

- ["I Love U Guys" Standard Response Protocols](#)
- [District 97 Emergency Closing Information](#)
- [Safety Resources for Families](#)



### Stay Informed

In the event of an emergency, District 97 will use email, texts and/or robocalls to share updates as quickly as possible.

Here are a couple of tips to ensure that you receive all communication:

- **Keep your contact information up-to-date**
  - **Families:** The district utilizes phone numbers and email addresses provided during registration. If you need to update your contact information, please call your school office.
  - **Staff:** Emergency contact lists are created using the district's payroll system, iVisions. Staff should confirm or update phone numbers at the start of every school year.

## National Preparedness Month: How Does District 97 Communicate about Emergencies?

National Preparedness Month is recognized each September to raise awareness about the importance of preparing for disasters and emergency situations that could happen at any time. Throughout the month, we will share information on how the district prepares for and responds to emergencies, as well as some important tips and resources for families. If you have any questions or feedback, please reach out to the Operational Excellence Safety Team via [Let's Talk](#).



- [Week 1: How Does District 97 Prepare for Emergencies?](#)
- [Week 2: How Can You Prepare for Emergencies and Support School Safety?](#)



### Communicating Quickly, While Prioritizing Emergency Response

During an emergency situation, our first priority is the safety of our students and staff, however, we understand the importance of communicating information to the community as quickly as possible. If you see emergency responders at your child's school, please do not jump to conclusions or speculate. We will contact you if there is a safety incident.

The district has established strong communication systems between schools, leaders at central office, and the Oak Park police and fire departments in order to gather and confirm accurate information in a timely manner. We aim to provide as much detail as possible, however, we are sometimes limited in what we can share due to privacy laws or ongoing investigations.

We appreciate your patience as we work to verify information and coordinate our communication with emergency responders.



### Email, Robocalls and Text Messages

For most safety incidents—such as fire alarms, medical emergencies or temporary holds, our schools will send an email notification once the situation has resolved.

For larger emergencies, or situations that require parental



# Winter Preparedness

## Emergency Closings Due to Inclement Weather

**District 97 always strives to have schools open.**

However, our top priority is the safety of our students and staff. If heavy snow or extreme cold make it dangerous to travel, we may need to close schools.



## Making the Decision to Close Schools

**The superintendent determines when and if conditions warrant the closing of schools.** This decision is normally made in consultation with superintendents from districts 90 and 200, village officials, and our transportation provider.

Because of the many families enrolled in both District 97 and District 200, we strive for alignment when circumstances allow.

### Variables Affecting the Decision

- Weather forecasts (advisories, watches, warnings, amount/timing of precipitation, temperature)
- Internal and external building conditions (power, light, heat, clear sidewalks)
- Availability of bus transportation and food service
- Conditions of streets, sidewalks and alleyways throughout the community



# Winter Preparedness Continued...

## Preparation and Response by Buildings and Grounds



## Tips for District 97 Families



Be Safe and Healthy - Winter Preparedness



# Transportation

## Communication Plan

- Dedicated customer service representative and phone number for D97



## Timely Drop off and Pick Up

- Adjusted times to reduce late drop-off and pick-ups
- Prior notification for bus delays (minimum 20-30 minute lead time)



## Other Considerations

- D97 provided de-escalation training for Lakeview drivers and assistants.
- All drivers are required to wear an ID badge and wear them while they are transporting students.



# Future Work





# Work in Progress SY24

- School Crisis Plans Update
- Tri-Agency community engagement event
- Additional updated visitor protocols
- Incident Command Training
- I Love U Guys Standard Reunification Training
- I Love U Guys Standard Reunification “Go Kits”
- Process verification and review of background checks
- Draft a comprehensive multi-year safety plan
- Access Control Upgrades
- Additional Reunification Site





# Questions?