



Monthly Financial Reports

October 2024



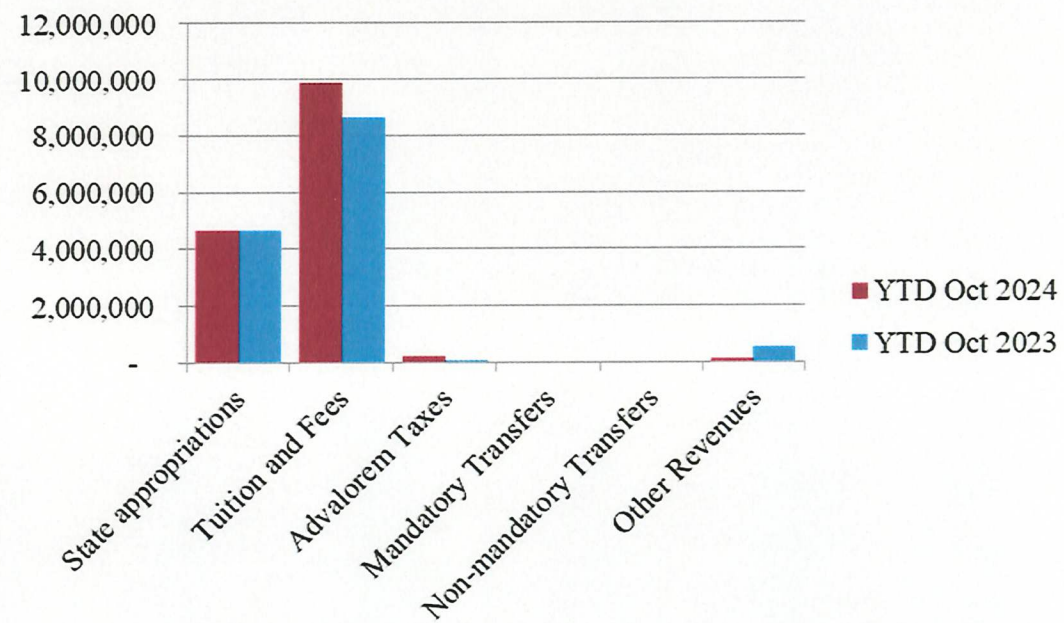
Revenue & Expenditure Summary

| | FISCAL 2025 | | | | FISCAL 2024 | | | | % OF |
|---|------------------|-----------------|--------------|----------------|-----------------|--------------|----------------|--------------------|------|
| | Current Month | Y-T-D ACTUAL | Budget | % of Budget | Y-T-D ACTUAL | Budget | % of Budget | PRIOR YR ACTUAL | |
| Fund 1000 | | | | | | | | | |
| Revenues: | | | | | | | | | |
| State appropriations | \$ 4,652,628 | \$ 4,652,628 | \$ 9,305,255 | 50.00% | \$ 4,652,628 | \$ 9,305,255 | 50.00% | 100% | |
| Tuition and Fees | 284,611 | 9,887,589 | 22,613,331 | 43.72% | 8,648,777 | 20,749,657 | 41.68% | 114% | |
| Advalorem Taxes | 205,215 | 220,773 | 12,147,842 | 1.82% | 27,563 | 9,976,525 | 0.28% | 801% | |
| Mandatory Transfers | - | - | 1,201,254 | 0.00% | - | 956,147 | 0.00% | 0% | |
| Non-mandatory Transfers | - | - | 15,000 | 0.00% | - | 116,494 | 0.00% | 0% | |
| Other Revenues | 81,131 | 122,755 | 592,501 | 20.72% | 540,442 | 814,096 | 66.39% | 23% | |
| Total Revenues | 5,223,585 | 14,883,744 | 45,875,183 | 32.44% | 13,869,410 | 41,918,174 | 33.09% | 107% | |
| Expenditures: | | | | | | | | | |
| Salaries | 1,831,589 | 3,489,606 | 24,279,885 | 14.37% | 3,442,285 | 22,846,493 | 15.07% | 101% | |
| Employee Benefits | 266,352 | 481,742 | 6,249,056 | 7.71% | 640,476 | 6,148,161 | 10.42% | 75% | |
| Capital Expenditures | 24,111 | 24,111 | 1,199,925 | 2.01% | 111,746 | 914,845 | 12.21% | 22% | |
| Mandatory Transfers | - | - | - | - | - | - | #DIV/0! | 0% | |
| Non-mandatory Transfers | - | - | - | - | - | - | - | 0% | |
| Other Expenditures | 1,642,089 | 3,260,100 | 14,146,317 | 23.05% | 2,362,508 | 12,008,675 | 19.67% | 138% | |
| Total expenditures | 3,764,141 | 7,255,558 | 45,875,183 | 15.82% | 6,557,015 | 41,918,174 | 15.64% | 111% | |
| Net increase/ (decrease) in net assets | \$ 1,459,444 | \$ 7,628,186 | | | \$ 7,312,395 | | | | |
| Less Outstanding encumbrances | | (2,679,325) | | | (2,161,718) | | | | |
| Net increase less encumbrances | | \$ 4,948,861 | | | \$ 5,150,677 | | | | |

* Note: Net student receivables in the amount of \$686,027.81 are currently outstanding. Tuition and fees are subject to collection in future periods.

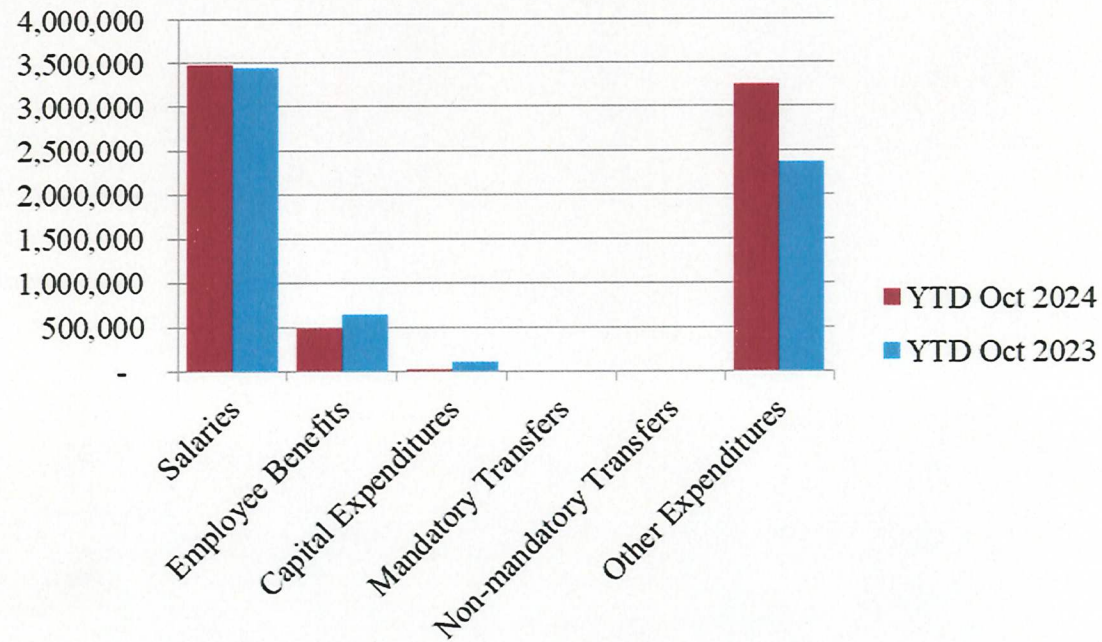


Year to Date Revenues






Year to Date Expenses

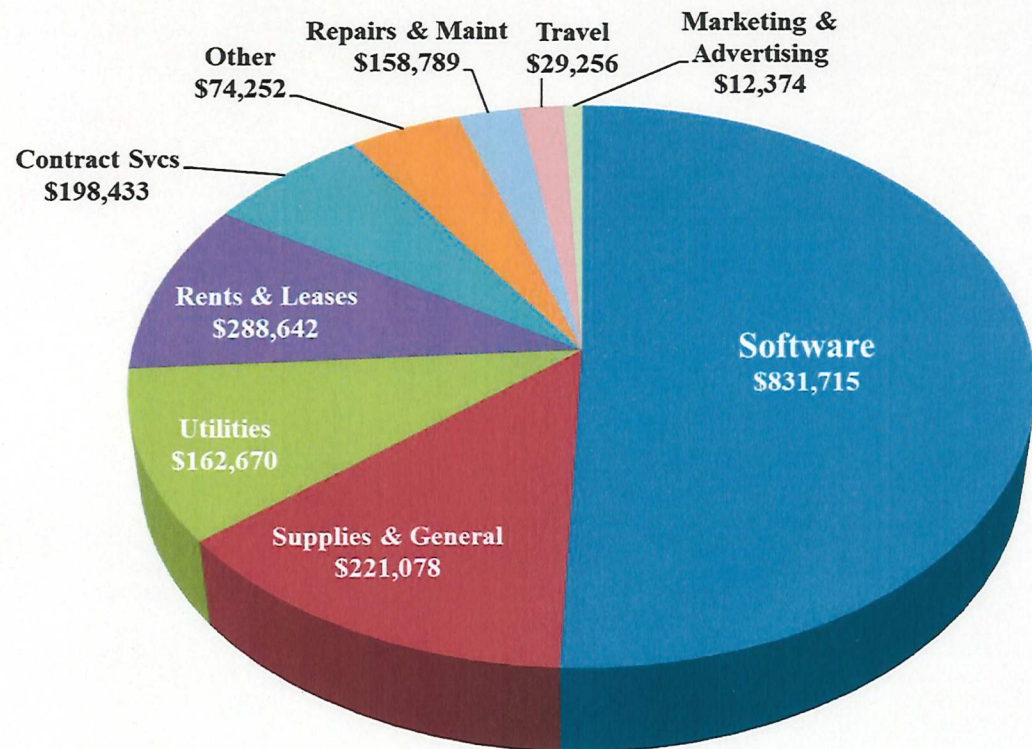




**Wharton County
Junior College**



Other Expenses for October



- Software expense includes annual subscription for Banner Saas \$578k, Oracle software \$72k and other related expenses



Analysis of Student Receivable Outstanding As of October 31, 2024

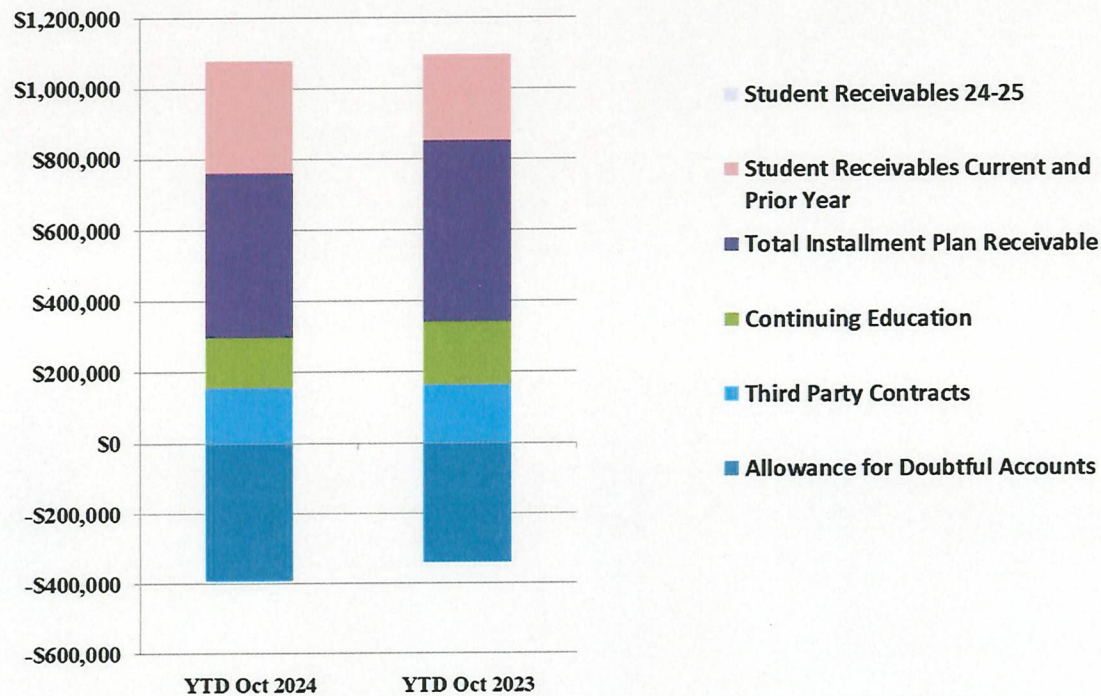
| | 2025 | 2024 |
|---|----------------------|----------------------|
| Student Receivables Current and Prior Yr. | \$ 317,122.77 | \$ 241,658.21 |
| Installment Plan Receivable Due Fall Semester | \$ 343,358.08 | \$ 355,462.91 |
| Installment Plan Receivable Due Spring Semester | 0.00 | 0.00 |
| Installment Plan Receivable Summer I & II | 0.00 | 0.00 |
| Installment Plan Receivable Prior Years | 119,449.24 | 155,689.41 |
| Total Installment Plan Receivable | <u>\$ 462,807.32</u> | <u>\$ 511,152.32</u> |
| Third Party Contracts Receivable | \$ 155,794.15 | \$ 164,135.00 |
| Continuing Education Receivable | 141,957.66 | 178,296.78 |
| Allowance for Doubtful Accounts | (391,654.09) | (340,130.26) |
| Net Accounts Receivable | <u>\$ 686,027.81</u> | <u>\$ 755,112.05</u> |



Wharton County
Junior College



AR by Category



COMBINED BALANCE SHEET

(Funds included: GOVERNMENTAL FUND TYPES)

REPORT FGRCOBS
COAS: W
FISCAL YEAR: 25

Wharton County Junior College
Combined Balance Sheet--All Fund Types and Account Groups
31-OCT-2024
(With comparative totals for 31-OCT-2023)
(amounts expressed in dollars)

RUN DATE: 11/08/2024
TIME: 03:19:36 PM
PAGE: 1

Governmental Fund Types

| | Auxiliary Enterprise | Current Unrestricted | Restricted Funds | Current Year 2025 | Prior Year 2024 |
|---|-------------------------|-------------------------|---------------------|-------------------------|-----------------------|
| ASSETS and OTHER DEBITS: | | | | | |
| ASSETS: | | | | | |
| Cash | 240,677 | 2,233,418 | -166,962 | 2,307,132 | 3,453,212 |
| Cash Investments | 717,995 | 24,619,665 | 1,057,170 | 26,394,830 | 23,000,377 |
| Accounts Receivable | 22,982 | 751,229 | 5,681 | 779,892 | 832,655 |
| Taxes Receivable | | 801,171 | -- | 801,171 | 655,249 |
| Local, St & Fed Agency Receivable | | -- | 369,885 | 369,885 | 439,356 |
| Deposits | | -- | -- | -- | -- |
| Due From Other Funds | 82,645 | 402,811 | 281,032 | 766,489 | 1,108,228 |
| Prepaid Expense | | 3,357 | -- | 3,357 | 6,003 |
| Property, Plant & Equipment | | -- | -- | -- | -- |
| Deferred Outflows | | 7,616,786 | -- | 7,616,786 | 7,616,786 |
| TOTAL ASSETS AND OTHER DEBITS: | 1,064,300 | 36,428,437 | 1,546,806 | 39,039,542 | 37,111,866 |
| Liabilities, equity and other credits | | | | | |
| LIABILITIES: | | | | | |
| Accounts Payable | 8,586 | 428,997 | 300 | 437,884 | 232,892 |
| Employee Benefits Payable | 615 | 269,050 | -- | 269,665 | 275,797 |
| Payroll Taxes Payable | | -13,101 | -- | -13,101 | -5,549 |
| Accrued Liabilities | | -- | -- | -- | -- |
| Deferred Revenue | | 336,000 | 460,413 | 796,413 | 541,074 |
| Long Term Debt | | -- | -- | -- | -- |
| Net Pension Liability | | 9,751,478 | -- | 9,751,478 | 9,751,478 |
| Net OPEB Liability | | 23,642,817 | -- | 23,642,817 | 23,642,817 |
| Lease/SBITA Liab - Long Term | | -- | -- | -- | -- |
| Deposits Payable | 69,317 | 11,878 | -- | 81,195 | 76,845 |
| Due To Other Funds | 64,547 | 136,095 | 300,000 | 500,642 | 607,283 |
| Scholarships-Designated Donations | | -- | 2,611 | 2,611 | 67,668 |
| Scholarships-Non-designated | | -- | 277,065 | 277,065 | 797,857 |
| Donatio | | | | | |
| Deferred Inflows | | 11,847,738 | -- | 11,847,738 | 11,847,738 |
| TOTAL LIABILITIES: | 143,065 | 46,410,952 | 1,040,388 | 47,594,406 | 47,835,900 |
| EQUITY AND OTHER CREDITS: | | | | | |
| Control Accounts | | -- | -- | -- | -- |
| Fund Balances | | -- | -- | -- | -- |
| Prior Year Fund Balance | | -19,868,364 | -- | -19,868,364 | -19,313,888 |
| Endowment Fund-Original | | -- | -- | -- | -- |
| Endowment Fund-Income | | -- | -- | -- | -- |
| FB Professional Development | | -- | -- | -- | -- |
| FB Salary Equity | | -- | -- | -- | -- |
| FB Capital Equipment | | -- | -- | -- | -- |
| FB Investment Gain And Loss | | -- | -- | -- | -- |
| Fund Balance Receivables | | -- | -- | -- | -- |
| Reserved-Undesignated | | -- | -- | -- | -- |
| FBTC Operating Fund Balance | | -- | -- | -- | -- |
| Plant Fund Balance | | -- | -- | -- | -- |
| Bond Fund Balance | | -- | -- | -- | -- |
| Scholarship | | -- | -- | -- | -- |
| Fund Balance-Rounding Diff | | -- | -- | -- | -- |
| Fund Balances: | | | | | |
| Reserve for Encumbrance | 44,772 | 2,679,325 | 17,764 | 2,741,861 | 2,619,116 |
| Fund Balance | 876,462 | 7,206,523 | 488,654 | 8,571,640 | 5,970,738 |
| Reserve For Operations | | -- | -- | -- | -- |
| TOTAL EQUITY AND OTHER CREDITS: | 921,234 | -9,982,516 | 506,418 | -8,554,864 | -10,724,034 |
| TOTAL LIABILITIES, EQUITY AND OTHER CREDITS: | 1,064,300 | 36,428,437 | 1,546,806 | 39,039,542 | 37,111,866 |
| ===== | | | | | |

REPORT FGRCOBS
COAS: W
FISCAL YEAR: 25

Wharton County Junior College
Combined Balance Sheet--All Fund Types and Account Groups
31-OCT-2024
(With comparative totals for 31-OCT-2023)
(amounts expressed in dollars)

RUN DATE: 11/08/2024
TIME: 03:19:36 PM
PAGE: 3

| Proprietary Fund Types | | | |
|---|-----------------|-------------------------|-----------------------|
| | Agency Funds | Current Year 2025 | Prior Year 2024 |
| <hr/> | | | |
| ASSETS and OTHER DEBITS: | | | |
| ASSETS: | | | |
| Cash | 89,148 | 89,148 | 73,189 |
| Cash Investments | 177,454 | 177,454 | 168,323 |
| Accounts Receivable | - | - | - |
| Taxes Receivable | | | |
| Local, St & Fed Agency Receivable | | | |
| Deposits | | | |
| Due From Other Funds | 2,854 | 2,854 | 6,151 |
| Prepaid Expense | | | |
| Property, Plant & Equipment | | | |
| Deferred Outflows | | | |
| TOTAL ASSETS AND OTHER DEBITS: | 269,456 | 269,456 | 247,663 |
| <hr/> | | | |
| Liabilities, equity and other credits | | | |
| LIABILITIES: | | | |
| Accounts Payable | | | |
| Employee Benefits Payable | - | - | - |
| Payroll Taxes Payable | | | |
| Accrued Liabilities | | | |
| Deferred Revenue | | | |
| Long Term Debt | | | |
| Net Pension Liability | | | |
| Net OPEB Liability | | | |
| Lease/SBITA Liab - Long Term | | | |
| Deposits Payable | 267,921 | 267,921 | 255,556 |
| Due To Other Funds | | | |
| Scholarships-Designated Donations | | | |
| Scholarships-Non-designated | | | |
| Donatio | | | |
| Deferred Inflows | | | |
| TOTAL LIABILITIES: | 267,921 | 267,921 | 255,556 |
| <hr/> | | | |
| EQUITY AND OTHER CREDITS: | | | |
| Control Accounts | 1,535 | 1,535 | -7,893 |
| Fund Balances | | | |
| Prior Year Fund Balance | | | |
| Endowment Fund-Original | | | |
| Endowment Fund- | | | |
| FB Professional Development | | | |
| FB Salary Equity | | | |
| FB Capital Equipment | | | |
| FB Investment Gain And Loss | | | |
| Fund Balance Receivables | | | |
| Reserved-Undesignated | | | |
| FBTC Operating Fund Balance | | | |
| Plant Fund Balance | | | |
| Bond Fund Balance | | | |
| Scholarship | | | |
| Fund Balance-Rounding Diff | | | |
| Fund Balances: | | | |
| Reserve for Encumbrance | | | |
| Fund Balance | | | |
| Reserve For Operations | | | |
| TOTAL EQUITY AND OTHER CREDITS: | 1,535 | 1,535 | -7,893 |
| <hr/> | | | |
| TOTAL LIABILITIES, EQUITY AND OTHER CREDITS: | 269,456 | 269,456 | 247,663 |
| <hr/> | | | |
| ===== | | | |

REPORT FGRCOBS
COAS: W
FISCAL YEAR: 25

Wharton County Junior College
Combined Balance Sheet--All Fund Types and Account Groups
31-OCT-2024
(With comparative totals for 31-OCT-2023)
(amounts expressed in dollars)

RUN DATE: 11/08/2024
TIME: 03:19:36 PM
PAGE: 5

| Fiduciary Fund Types | | | | |
|---|--------------------|----------------------------|-------------------------|-----------------------|
| | Endowment Funds | Quasi Endowment Fund | Current Year 2025 | Prior Year 2024 |
| ASSETS and OTHER DEBITS: | | | | |
| ASSETS: | | | | |
| Cash | 100,269 | -- | 100,269 | 61,178 |
| Cash Investments | 14,284,941 | -- | 14,284,941 | 12,640,649 |
| Accounts Receivable | -2,798 | -- | -2,798 | 4,090 |
| Taxes Receivable | -- | -- | -- | -- |
| Local, St & Fed Agency Receivable | -- | -- | -- | -- |
| Deposits | -- | -- | -- | -- |
| Due From Other Funds | -- | -- | -- | -- |
| Prepaid Expense | -- | -- | -- | -- |
| Property, Plant & Equipment | -- | -- | -- | -- |
| Deferred Outflows | -- | -- | -- | -- |
| TOTAL ASSETS AND OTHER DEBITS: | 14,382,411 | -- | 14,382,411 | 12,705,917 |
| Liabilities, equity and other credits | | | | |
| LIABILITIES: | | | | |
| Accounts Payable | 6,344 | -- | 6,344 | -- |
| Employee Benefits Payable | -- | -- | -- | -- |
| Payroll Taxes Payable | -- | -- | -- | -- |
| Accrued Liabilities | -- | -- | -- | -- |
| Deferred Revenue | -- | -- | -- | -- |
| Long Term Debt | -- | -- | -- | -- |
| Net Pension Liability | -- | -- | -- | -- |
| Net OPEB Liability | -- | -- | -- | -- |
| Lease/SBITA Liab - Long Term | -- | -- | -- | -- |
| Deposits Payable | -- | -- | -- | -- |
| Due To Other Funds | 237,527 | -- | 237,527 | 451,504 |
| Scholarships-Designated Donations | -- | -- | -- | -- |
| Scholarships-Non-designated | -- | -- | -- | -- |
| Donatio | -- | -- | -- | -- |
| Deferred Inflows | -- | -- | -- | -- |
| TOTAL LIABILITIES: | 243,871 | -- | 243,871 | 451,504 |
| EQUITY AND OTHER CREDITS: | | | | |
| Control Accounts | -- | -- | -- | -- |
| Fund Balances | -- | -- | -- | -- |
| Prior Year Fund Balance | -- | -- | -- | -- |
| Endowment Fund-Original | -- | -- | -- | -- |
| Endowment Fund-Income | -- | -- | -- | -- |
| FB Professional Development | -- | -- | -- | -- |
| FB Salary Equity | -- | -- | -- | -- |
| FB Capital Equipment | -- | -- | -- | -- |
| FB Investment Gain And Loss | -- | -- | -- | -- |
| Fund Balance Receivables | -- | -- | -- | -- |
| Reserved-Undesignated | -- | -- | -- | -- |
| FBTC Operating Fund Balance | -- | -- | -- | -- |
| Plant Fund Balance | -- | -- | -- | -- |
| Bond Fund Balance | -- | -- | -- | -- |
| Scholarship | -- | -- | -- | -- |
| Fund Balance-Rounding Diff | -- | -- | -- | -- |
| Fund Balances: | | | | |
| Reserve for Encumbrance | -- | -- | -- | -- |
| Fund Balance | 14,138,541 | -- | 14,138,541 | 12,254,413 |
| Reserve For Operations | -- | -- | -- | -- |
| TOTAL EQUITY AND OTHER CREDITS: | 14,138,541 | -- | 14,138,541 | 12,254,413 |
| TOTAL LIABILITIES, EQUITY AND OTHER CREDITS: | 14,382,411 | -- | 14,382,411 | 12,705,917 |
| ===== | | | | |

REPORT FGRCOBS
COAS: W
FISCAL YEAR: 25

Wharton County Junior College
Combined Balance Sheet--All Fund Types and Account Groups
31-OCT-2024
(With comparative totals for 31-OCT-2023)
(amounts expressed in dollars)

RUN DATE: 11/08/2024
TIME: 03:19:36 PM
PAGE: 7

| | Account Groups | | | | | |
|---|--------------------------------|---------------------------------|-----------------------------|------------------------------|-------------------------|-----------------------|
| | Investment in Plant Fund | Debt Retirement Bond Fund | Unexpended Plant Fund | Repair and Replacement | Current Year 2025 | Prior Year 2024 |
| ASSETS and OTHER DEBITS: | | | | | | |
| ASSETS: | | | | | | |
| Cash | | 239 | -7,182,920 | 7,366,098 | 183,417 | 104,411 |
| Cash Investments | | 429,343 | 10,364,291 | -- | 10,793,634 | 11,611,594 |
| Accounts Receivable | | -- | 4,488 | -- | 4,488 | 18,863 |
| Taxes Receivable | | -- | -- | -- | -- | -- |
| Local, St & Fed Agency Receivable | | -- | -- | -- | -- | -- |
| Deposits | | -- | -- | -- | -- | -- |
| Due From Other Funds | | -- | -- | -- | -- | -- |
| Prepaid Expense | | -- | -- | -- | -- | -55,897 |
| Property, Plant & Equipment | 49,032,525 | -- | -- | -- | 49,032,525 | 44,694,534 |
| Deferred Outflows | | -- | -- | -- | -- | -- |
| TOTAL ASSETS AND OTHER DEBITS: | 49,032,525 | 429,582 | 3,185,859 | 7,366,098 | 60,014,064 | 56,373,504 |
| Liabilities, equity and other credits | | | | | | |
| LIABILITIES: | | | | | | |
| Accounts Payable | | -- | -- | -- | -- | -- |
| Employee Benefits Payable | | -- | -- | -- | -- | -- |
| Payroll Taxes Payable | | -- | -- | -- | -- | -- |
| Accrued Liabilities | 2,579,576 | -- | -- | -- | 2,579,576 | 2,579,576 |
| Deferred Revenue | | -- | -- | -- | -- | -- |
| Long Term Debt | | -- | -- | -- | -- | -- |
| Net Pension Liability | | -- | -- | -- | -- | -- |
| Net OPEB Liability | | -- | -- | -- | -- | -- |
| Lease/SBITA Liab - Long Term | 7,550,278 | -- | -- | -- | 7,550,278 | 7,550,278 |
| Deposits Payable | | -- | -- | -- | -- | -- |
| Due To Other Funds | | -- | 31,174 | -- | 31,174 | 55,591 |
| Scholarships-Designated Donations | | -- | -- | -- | -- | -- |
| Scholarships-Non-designated | | -- | -- | -- | -- | -- |
| Donatio | | | | | | |
| Deferred Inflows | | -- | -- | -- | -- | -- |
| TOTAL LIABILITIES: | 10,129,853 | | 31,174 | | 10,161,027 | 10,185,444 |
| EQUITY AND OTHER CREDITS: | | | | | | |
| Control Accounts | | -- | -- | -- | -- | -- |
| Fund Balances | | -- | -- | -- | -- | -- |
| Prior Year Fund Balance | | -- | -- | -- | -- | -- |
| Endowment Fund-Original | | -- | -- | -- | -- | -- |
| Endowment Fund-Income | | -- | -- | -- | -- | -- |
| FB Professional Development | | -- | -- | -- | -- | -- |
| FB Salary Equity | | -- | -- | -- | -- | -- |
| FB Capital Equipment | 43,522,016 | -- | -- | -- | 43,522,016 | 39,098,180 |
| FB Investment Gain And Loss | | -- | -- | -- | -- | -- |
| Fund Balance Receivables | | -- | -- | -- | -- | -- |
| Reserved-Undesignated | | -- | -- | -- | -- | -- |
| FBTC Operating Fund Balance | | -- | -- | -- | -- | -- |
| Plant Fund Balance | | -- | -- | -- | -- | -- |
| Bond Fund Balance | | -- | -- | -- | -- | -- |
| Scholarship | | -- | -- | -- | -- | -- |
| Fund Balance-Rounding Diff | | -- | -- | -- | -- | -- |
| Fund Balances: | | | | | | |
| Reserve for Encumbrance | | -- | -- | -- | -- | -- |
| Fund Balance | -2,871,875 | 429,582 | 2,091,432 | 6,681,881 | 6,331,020 | 7,095,035 |
| Reserve For Operations | | -- | -- | -- | -- | -- |
| TOTAL EQUITY AND OTHER CREDITS: | 40,650,141 | 429,582 | 2,091,432 | 6,681,881 | 49,853,036 | 46,193,214 |
| TOTAL LIABILITIES, EQUITY AND OTHER CREDITS: | 50,779,995 | 429,582 | 2,122,606 | 6,681,881 | 60,014,064 | 56,378,659 |
| | ===== | ===== | ===== | ===== | ===== | ===== |

Memorandum Only

| | Current Year 2025 | Prior Year 2024 |
|---|-------------------------|-----------------------|
| ASSETS and OTHER DEBITS: | | |
| ASSETS: | | |
| Cash | 2,679,966 | 3,691,990 |
| Cash Investments | 51,650,859 | 47,420,943 |
| Accounts Receivable | 781,582 | 855,608 |
| Taxes Receivable | 801,171 | 655,249 |
| Local, St & Fed Agency Receivable | 369,886 | 439,356 |
| Deposits | | |
| Due From Other Funds | 769,343 | 1,114,379 |
| Prepaid Expense | 3,357 | -49,894 |
| Property, Plant & Equipment | 49,032,525 | 44,694,534 |
| Deferred Outflows | 7,616,786 | 7,616,786 |
| TOTAL ASSETS AND OTHER DEBITS: | 113,705,473 | 106,438,950 |
| Liabilities, equity and other credits | | |
| LIABILITIES: | | |
| Accounts Payable | 444,227 | 232,892 |
| Employee Benefits Payable | 269,665 | 275,797 |
| Payroll Taxes Payable | -13,101 | -5,549 |
| Accrued Liabilities | 2,579,576 | 2,579,576 |
| Deferred Revenue | 796,413 | 541,074 |
| Long Term Debt | | |
| Net Pension Liability | 9,751,478 | 9,751,478 |
| Net OPEB Liability | 23,642,817 | 23,642,817 |
| Lease/SBITA Liab - Long Term | 7,550,278 | 7,550,278 |
| Deposits Payable | 349,115 | 332,401 |
| Due To Other Funds | 769,343 | 1,114,379 |
| Scholarships-Designated Donations | 2,611 | 67,668 |
| Scholarships-Non-designated | 277,065 | 797,857 |
| Donatio | | |
| Deferred Inflows | 11,847,738 | 11,847,738 |
| TOTAL LIABILITIES: | 58,267,225 | 58,728,404 |
| EQUITY AND OTHER CREDITS: | | |
| Control Accounts | 1,535 | -7,893 |
| Fund Balances | | |
| Prior Year Fund Balance | -19,868,364 | -19,313,888 |
| Endowment Fund-Original | | |
| Endowment Fund-Income | | |
| FB Professional Development | | |
| FB Salary Equity | | |
| FB Capital Equipment | 43,522,016 | 39,098,180 |
| FB Investment Gain And Loss | | |
| Fund Balance Receivables | - | - |
| Reserved-Undesignated | | |
| FBTC Operating Fund Balance | | |
| Plant Fund Balance | | |
| Bond Fund Balance | | |
| Scholarship | | |
| Fund Balance-Rounding Diff | - | - |
| Fund Balances: | | |
| Reserve for Encumbrance | 2,741,861 | 2,619,116 |
| Fund Balance | 29,041,200 | 25,320,186 |
| Reserve For Operations | | |
| TOTAL EQUITY AND OTHER CREDITS: | 55,438,248 | 47,715,701 |
| TOTAL LIABILITIES, EQUITY AND OTHER CREDITS: | 113,705,473 | 106,444,105 |
| | ===== | ===== |