



Index 4

Post-Secondary Readiness

DCIT Sub-Committee

Presentation to the Board of Trustees

April 2015





2014-2015 Board Goals

- AVID participation/performance
- Participation/performance in SAT/ACT
- Participation/performance in IB and AP
- Participation in dual-credit courses
- Number of CTE program participants



AVID = College Readiness

Reading




Writing



I
n
q
u
i
r
y

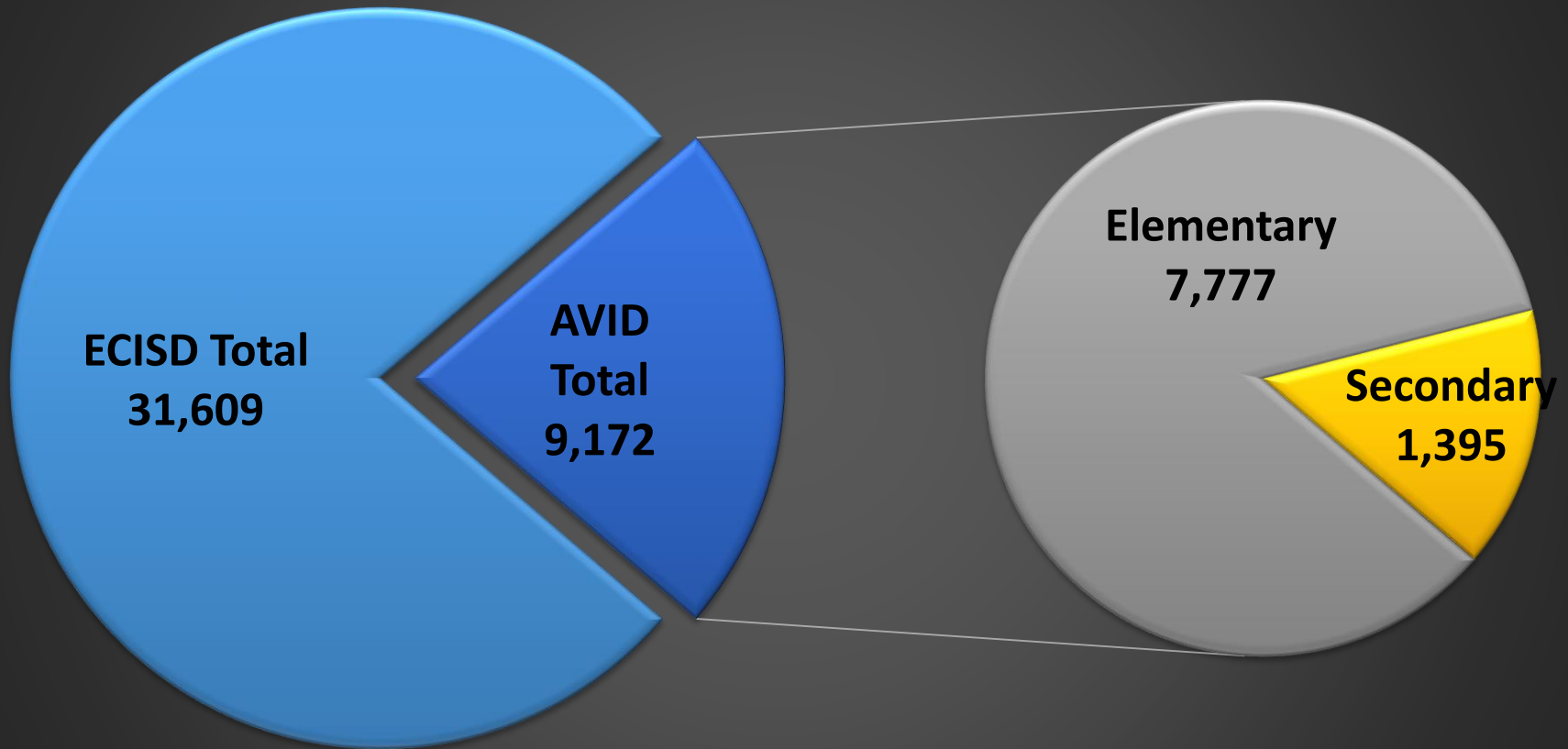


Organization



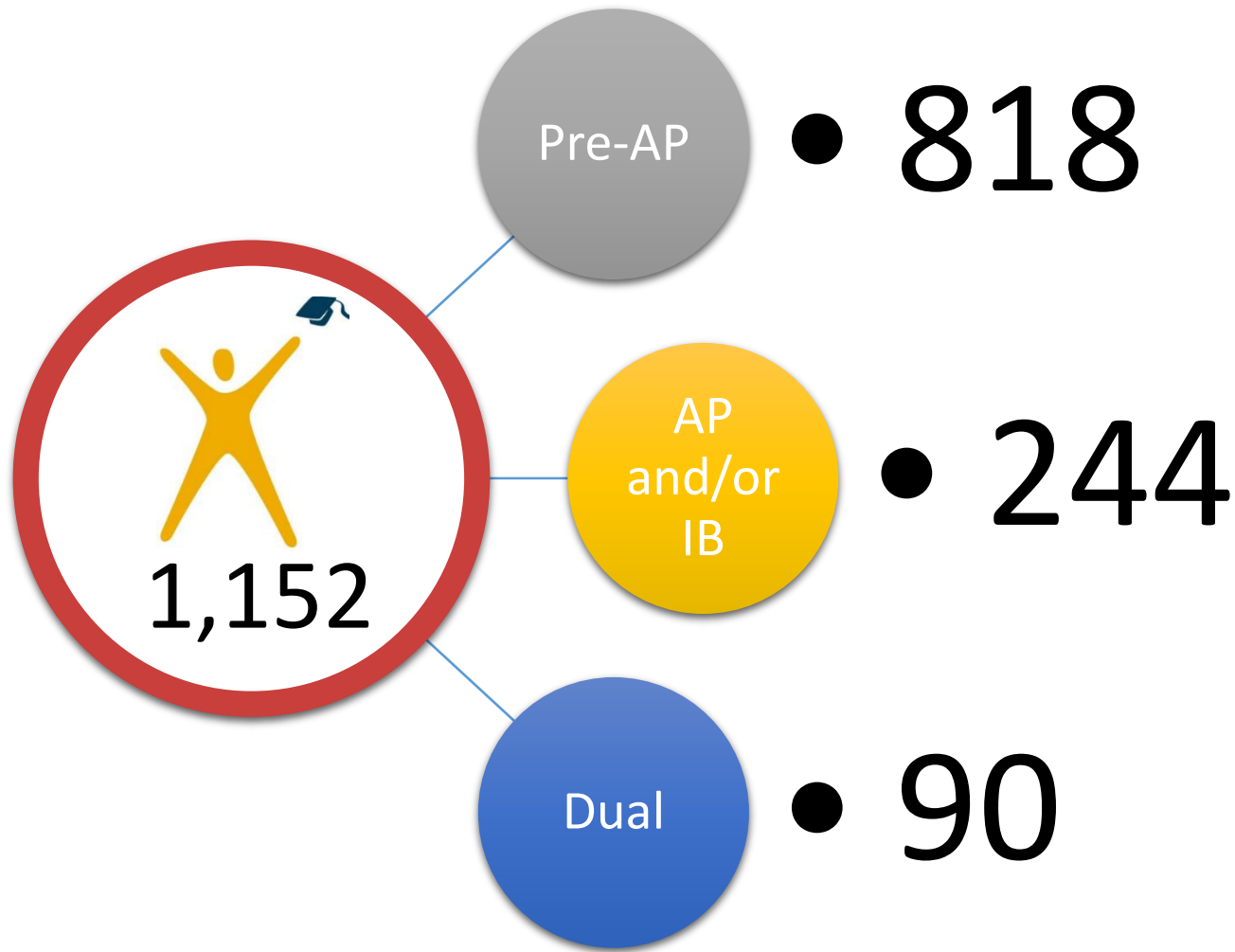
Collaboration

AVID Enrollment 2014-15



AVID Secondary showed an 8% increase

Secondary AVID & Advanced Courses



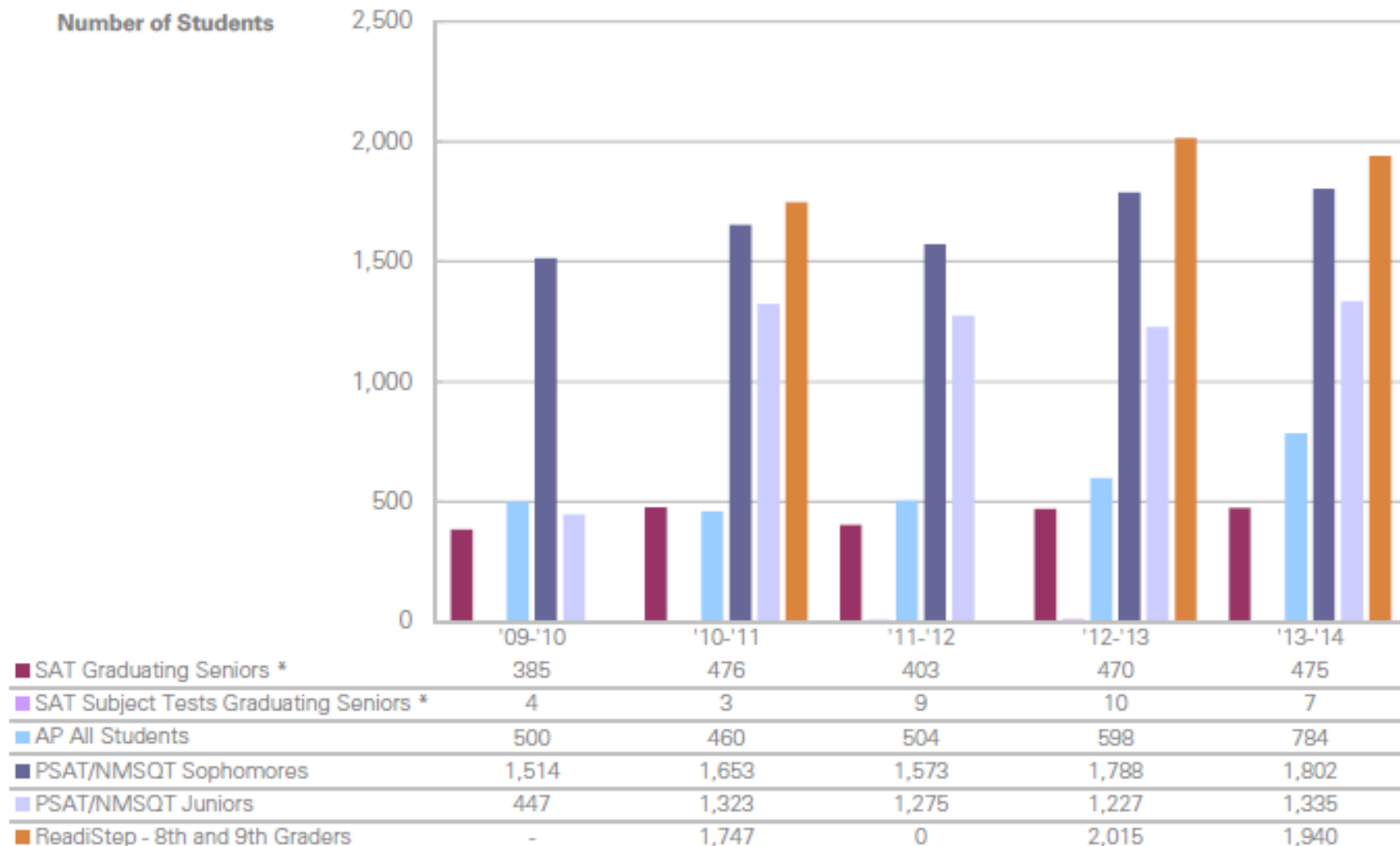
AVID Community Partnerships



Advanced Academic Services

	2010-11	2011-12	2012-13	2013-14	2014-2015
AP Enrollment	649	689 (+6%)	784 (+14%)	871 (+11%)	1599 (+84%)
# AP Test Taken	704	759 (+8%)	929 (+22%)	1,094 (+17%)	
# AP Test Passed	300 (43% passing)	285 (38% passing)	301 (32% passing)	228 (23% passing)	
IB Enrollment	70	84 (+2%)	79 (-5%)	80 (+1%)	74 (-7%)
# IB Test Taken	46 students/129 tests	47 students/119 tests	45 students/128 tests	52 students/128 tests	
# IB Test Passed	78	82	78	68	
IB Diplomas Earned	62% (8 of 13)	58% (7 of 12)	69% (9 of 13)	73% (8 of 11)	
Dual Credit Enrollment	391	603 (+54%)	1018 (+69%)	1051 (+3%)	1294(+23%)
# Completed Course w/Passing Grade	xxx	xxx	998 (Fall)	1040(Fall) (+4%)	1203(Fall) (+15%)

OVERVIEW: Number of Students Taking SAT, SAT Subject Tests, AP, PSAT/NMSQT and ReadStep.



* Please see the Data Notes page at the end of this report for a note on interpretation of trends in SAT school participation.

**1,488
Juniors
Tested**

SAT School Day

**133 met CCR
Benchmark**

1500-1890

**173
Students**

1900-1980

**4
Students**

2000-2110

**5
Students**

AP Spanish for Native Speakers Jr. High Program

Results: 2013-2014 AP Exams




9th Graders

Bowie 100%
passing

Ector 86%
passing



- 13 Career Pathways
- Dual CTE Opportunities
-  CISCO Dual Credit Academy for
2015-16



CTE Dual Enrollment Data

Course	2010-11	2011-12	2012-13	2013-14	2014-15
Cosmetology	20	30	30	25	33
Fire Academy	14	14	10	18	14
Crim Justice	7	46	27	34	38
Animation	8	16	6	16	26
Child Guid	6	27	27	10	37
Auto Tech		25	34	16	26
Welding		24	14	21	71
Machining			6	Not offered	4
Med Term			62	93	149
Anat. & Phys.			8	2	3
EMT			12	4	0
Energy Tech				16	23
LVN				19	29
Accounting				24	16
Culinary Arts					22
Equine Science					2
TOTALS	55	141 (+16%)	238 (+69%)	298 (+25%)	493 (+65%)

CTE Overall Enrollment

Year	Enrollment
2011-12	3,565
2012-13	4,283 (+20%)
2013-14	4,617 (+8%)
2014-15	5,155 (+12%)

Odessa Career & Technical Education Early College High School—OCTECHS

Energy Technology

Welding

Machining

Occupation Safety & Environmental
Technology

Business Leadership

Thank you for supporting
College and Career Readiness
in ECISD.

