

	A	B	C	D	E	F	G	H	I
1	MINEOLA INDEPENDENT SCHOOL DISTRICT								
2									
3									
4									
5									
6									
7	2015-2016 BUDGET								
8	AS OF 5/31/16								
9	GENERAL FUND								
10	FUND 199					BUDGETED	EXPENDED	ENCUMBERED/ ACCRUED	BALANCE
11									
12						<i>00-NO FUNCTION</i>			
13	TRANSFER OUT					0.00	0.00	0.00	0.00
14									
15						<i>11-INSTRUCTION</i>			
16	PAYROLL					7,172,542.00	4,509,298.68	1,113,768.63	1,549,474.69
17	TOTAL					7,172,542.00	4,509,298.68	1,113,768.63	1,549,474.69
18									
19	FINGERPRINTING-HS					0.00	0.00	0.00	0.00
20	FINGERPRINTING-MS					0.00	0.00	0.00	0.00
21	FINGERPRINTING-PS					0.00	94.90	0.00	(94.90)
22	FINGERPRINTING-ES					0.00	0.00	0.00	0.00
23	CONT SERV-CIS-HS					0.00	0.00	0.00	0.00
24	STUDENT TUTION-HS					35,700.00	13,776.50	0.00	21,923.50
25	COMPUTER AND COPIER REPAIR/MAINT-HS					5,500.00	4,125.00	300.00	1,075.00
26	COMPUTER AND COPIER REPAIR/MAINT-MS					5,500.00	4,000.00	0.00	1,500.00
27	COMPUTER AND COPIER REPAIR/MAINT-PS					5,500.00	4,329.00	0.00	1,171.00
28	COMPUTER AND COPIER REPAIR/MAINT-ES					5,500.00	4,000.00	0.00	1,500.00
29	GENERAL REPAIR-HS					4,425.00	0.00	0.00	4,425.00
30	CONTRACTED SERVICE-DRAMA					0.00	0.00	0.00	0.00
31	BAND INSTRUMENT REPAIR-HS					6,000.00	2,066.05	455.00	3,478.95
32	BAND INSTRUMENT REPAIR-MS					3,500.00	1,309.20	0.00	2,190.80
33	REPAIR-HS-SCIENCE					0.00	0.00	0.00	0.00
34	REPAIR-MS-SCIENCE					0.00	0.00	0.00	0.00
35	PHOTOGRAPHY REPAIR/MAINT-HS					0.00	0.00	0.00	0.00
36	REPAIR-CAREER & TECH-HS					0.00	0.00	0.00	0.00
37	VO AG-MAINT-HS					1,000.00	419.10	0.00	580.90
38	HOMEMAKING MAINT-HS					700.00	0.00	0.00	700.00
39	AUTO MECH MAINT-HS					1,050.00	1,023.48	0.00	26.52
40	LEASE/RENTAL-VOC AG					0.00	0.00	0.00	0.00
41	LEASE/RENTAL-AUTO MECHANICS					75.00	75.00	0.00	0.00
42	REPAIR-MS-SP ED					0.00	0.00	0.00	0.00
43	RENTAL DRIVER'S ED-HS					0.00	0.00	0.00	0.00
44	CONT-SERV-COMPUTERS-HS					8,107.42	8,107.42	0.00	0.00
45	CONT SERV-COMPUTERS-HS C/T					0.00	0.00	0.00	0.00
46	CONT SERV-COMPUTERS-HS ALLOTMENT					39,742.58	8,428.00	0.00	31,314.58
47	CONT-SERV-COMPUTERS-HS-ESL					0.00	0.00	0.00	0.00
48	CONT SERV-COMPUTERS-MS					15,000.00	4,298.42	0.00	10,701.58
49	CONT SERV-COMPUTERS-MS-ST COMP					0.00	0.00	0.00	0.00
50	CONT SERV-COMPUTERS-MS-ESL					0.00	0.00	0.00	0.00

	A	B	C	D	E	F	G	H	I
51	CONT SERV-COMPUTERS-PS					15,000.00	5,276.25	0.00	9,723.75
52	CONT SERV-COMPUTERS-PS ESL					0.00	0.00	0.00	0.00
53	CONT SERV-COMPUTERS-PS-ST COMP					0.00	0.00	0.00	0.00
54	CONT SERV-COMPUTERS- ES					6,560.00	3,723.91	0.00	2,836.09
55	CONT SERV-COMPUTERS-ES-ESL					0.00	0.00	0.00	0.00
56	CONT SERV-COMPUTERS-ES-ST COMP					0.00	0.00	0.00	0.00
57	CONT SERV-TECHNOLOGY-HS					2,500.00	450.00	954.98	1,095.02
58	CONT SERV-TECHNOLOGY-MS					2,500.00	0.00	879.98	1,620.02
59	CONT SERV-TECHNOLOGY-PS					2,500.00	0.00	150.00	2,350.00
60	CONT SERV-TECHNOLOGY-ES					2,500.00	0.00	0.00	2,500.00
61	TOTAL					168,860.00	65,502.23	2,739.96	100,617.81
62									
63	INST SUPPLIES-HS					14,000.00	8,071.83	3,160.00	2,768.17
64	INST SUPPLIES-HS-G/T					0.00	0.00	0.00	0.00
65	INST SUPPLIES-HS-ESL					300.00	0.00	282.00	18.00
66	INST SUPPLIES-HS-ST COMP					1,300.00	535.39	0.00	764.61
67	INST SUPPLIES-HS-ENTENDED DAY					200.00	102.29	97.71	0.00
68	INST SUPPLIES-HS ALLOTMENT					2,000.00	0.00	0.00	2,000.00
69	INST SUPPLIES-MS					12,500.00	8,240.61	3,000.00	1,259.39
70	INST SUPPLIES-MS-G/T					1,600.00	1,491.84	0.00	108.16
71	INST SUPPLIES-MS-ESL					413.08	407.76	0.00	5.32
72	INST SUPPLIES-MS-ST COMP					1,500.00	1,272.50	0.00	227.50
73	INST SUPPLIES-MS-EXTENDED DAY					150.00	144.66	0.00	5.34
74	INST SUPPLIES-PS					15,000.00	9,291.39	3,040.00	2,668.61
75	INST SUPPLIES-PS-G/T					500.00	494.63	0.00	5.37
76	INST SUPPLIES-PS-ESL					500.00	205.63	0.00	294.37
77	INST SUPPLIES-PS-ST COMP					0.00	0.00	0.00	0.00
78	INST SUPPLIES-PS-AFTER SCHOOL					0.00	0.00	0.00	0.00
79	INST SUPPLIES-ES					18,000.00	5,705.48	3,000.00	9,294.52
80	INST SUPPLIES-ES-G/T					400.00	141.18	0.00	258.82
81	INST SUPPLIES-ES-ESL					300.00	250.02	0.00	49.98
82	INST SUPPLIES-ES-ST COMP					2,000.00	614.20	0.00	1,385.80
83	INST SUPPLIES-ES-AFTER SCHOOL					1,000.00	71.76	500.00	428.24
84	IST SUPPLIES-CURRICULUM-ES					0.00	0.00	0.00	0.00
85	SUPPLIES-DISTRICT					0.00	0.00	0.00	0.00
86	GENERAL SUPPLIES-HS					5,282.86	0.00	0.00	5,282.86
87	GENERAL SUPPLIES-MS					3,782.91	0.00	0.00	3,782.91
88	GENERAL SUPPLIES-PS					4,560.09	0.00	0.00	4,560.09
89	GENERAL SUPPLIES-ES					4,500.00	0.00	0.00	4,500.00
90	ENGLISH-HS					1,600.00	1,186.29	410.95	2.76
91	ENGLISH-MS					2,800.00	1,122.61	259.85	1,417.54
92	SPEECH-HS					150.00	0.00	0.00	150.00
93	SPEECH-MS					0.00	0.00	0.00	0.00
94	JOURNALISM-HS					1,000.00	300.00	0.00	700.00
95	JOURNALISM-MS					0.00	0.00	0.00	0.00
96	DRAMA-HS					6,400.00	3,343.80	68.10	2,988.10
97	DRAMA-MS					375.06	375.06	0.00	0.00
98	READING-MS					250.00	0.00	0.00	250.00
99	SPANISH-HS					200.00	0.00	0.00	200.00

	A	B	C	D	E	F	G	H	I
100	BAND-HS					9,025.16	7,332.46	43.18	1,649.52
101	CHOIR-HS					3,825.16	727.29	0.00	3,097.87
102	BAND-MS					6,025.17	3,865.90	151.34	2,007.93
103	CHOIR-MS					3,055.17	0.00	0.00	3,055.17
104	HISTORY-HS					0.00	0.00	0.00	0.00
105	HISTORY-MS					500.00	487.65	0.00	12.35
106	MATH-HS					1,417.14	1,417.14	0.00	0.00
107	MATH-MS					1,750.00	717.94	1,032.00	0.06
108	ART-HS					3,313.17	0.00	3,299.19	13.98
109	ART-MS					1,590.38	1,233.77	339.98	16.63
110	ART-PS					2,400.00	1,370.30	0.00	1,029.70
111	ART-ES					500.00	0.00	0.00	500.00
112	SCIENCE-HS					5,000.00	3,492.38	170.00	1,337.62
113	SCIENCE-MS					2,200.00	1,241.69	750.00	208.31
114	SCIENCE-ES					2,500.00	462.55	168.95	1,868.50
115	MUSIC-PS					200.00	0.00	0.00	200.00
116	MUSIC-ES					670.00	162.36	0.00	507.64
117	PE-HS					650.00	587.65	0.00	62.35
118	PE-MS					1,078.95	986.75	0.00	92.20
119	PE-PS					800.00	780.89	0.00	19.11
120	PE-ES					1,000.00	964.65	0.00	35.35
121	INST HEALTH-HS					0.00	0.00	0.00	0.00
122	BUSINESS DEPT-HS					500.00	0.00	0.00	500.00
123	KEYBOARDING-MS					625.00	625.00	0.00	0.00
124	HEALTH-HS					0.00	0.00	0.00	0.00
125	SIXTH GRADE-MS					0.00	0.00	0.00	0.00
126	KINDERGARTEN-PS					3,500.00	3,070.29	350.00	79.71
127	FIRST GRADE-PS					3,500.00	2,531.64	100.00	868.36
128	SECOND GRADE-PS					3,439.91	3,173.01	266.90	(0.00)
129	PRE-K/HEAD START-PS					1,400.00	256.93	495.50	647.57
130	THIRD GRADE-ES					3,000.00	2,352.25	221.45	426.30
131	FOURTH GRADE-ES					4,000.00	1,436.67	0.00	2,563.33
132	FIFTH GRADE-ES					3,500.00	1,707.69	0.00	1,792.31
133	COMPUTER LAB-MS					625.00	520.70	0.00	104.30
134	COMPUTER LAB-PS					700.00	642.97	0.00	57.03
135	COMPUTER LAB-ES					500.00	106.80	0.00	393.20
136	CAREER & TECH-HS					0.00	0.00	0.00	0.00
137	VO AGRICULTURE-HS					3,500.00	3,387.22	100.00	12.78
138	HOMEMAKING-HS					2,950.00	1,314.99	0.00	1,635.01
139	AUTO MECH-HS					5,250.00	3,124.18	0.00	2,125.82
140	D E -HS					1,000.00	825.06	0.00	174.94
141	SPEECH THERAPHY-PS					0.00	0.00	0.00	0.00
142	SPEECH THERAPHY-ES					0.00	0.00	0.00	0.00
143	CONTENT MASTERY-HS					0.00	0.00	0.00	0.00
144	SPECIAL ED-HS					1,000.00	538.51	323.82	137.67
145	SPECIAL ED-MS					2,000.00	835.80	0.00	1,164.20
146	SPECIAL ED-PS					750.00	571.66	0.00	178.34
147	SPECIAL ED-ES					2,000.00	1,440.64	0.00	559.36
148	SUPPLIES-HS-SCIENCE-RENOVATIONS					0.00	0.00	0.00	0.00
149	SUPPLIES-TECHNOLOGY-HS**					16,882.10	10,111.14	6,129.70	641.26
150	SUPPLEIS-TECHNOLOGY-HS C/T					0.00	0.00	0.00	0.00

	A	B	C	D	E	F	G	H	I
151	SUPPLIES-TECHNOLOGY-MS**					16,382.10	9,066.67	6,139.53	1,175.90
152	SUPPLIES-TECHNOLOGY-PS**					16,382.10	9,056.87	6,187.01	1,138.22
153	SUPPLIES-TECHNOLOGY-ES**					16,382.10	9,279.41	6,092.06	1,010.63
154	TOTAL					259,832.61	135,176.40	46,179.22	78,476.99
155									
156	GENERAL TRAVEL-HS					2,500.00	0.00	0.00	2,500.00
157	TRAVEL-BUSINESS-HS					1,500.00	239.25	0.00	1,260.75
158	TRAVEL-DRAFTING-HS					0.00	0.00	0.00	0.00
159	TRAVEL-VO AG-HS					5,000.00	890.94	0.00	4,109.06
160	TRAVEL-HOMEMAKING-HS					2,400.00	646.37	0.00	1,753.63
161	TRAVEL-AUTO MECH-HS					0.00	0.00	0.00	0.00
162	TRAVEL-DE-HS					1,000.00	116.74	0.00	883.26
163	TRAVEL-SP ED-NON EMPLOYEE					0.00	0.00	0.00	0.00
164	FEE/DUES-ES					0.00	0.00	0.00	0.00
165	GRADUATION EXPENSE					2,500.00	306.90	1,874.30	318.80
166	TOTAL					14,900.00	2,200.20	1,874.30	10,825.50
167									
168	VECHILE-VO AG					0.00	0.00	0.00	0.00
169	EQUIP/FURN>5,000-VO AG					0.00	0.00	0.00	0.00
170	FURN/EQUIP-HS					5,397.28	0.00	0.00	5,397.28
171	FURN/EQUIP-C/T					0.00	0.00	0.00	0.00
172	FURN/EQUIP-HS ALLOTMENT					5,000.00	0.00	0.00	5,000.00
173	FURN/EQUIP-MS					11,890.01	7,302.97	4,469.00	118.04
174	FURN/EQUIP-MS-ST COMP					750.00	750.00	0.00	0.00
175	FURN/EQUIP-PS					7,500.00	4,763.34	0.00	2,736.66
176	FURN/EQUIP-ES					7,500.00	5,122.45	0.00	2,377.55
177	FURN/EQUIP-DISTRICT WIDE					0.00	0.00	0.00	0.00
178	FURN/EQUIP-HS-ENGLISH					0.00	0.00	0.00	0.00
179	FURN/EQUIP-DRAMA					399.98	399.98	0.00	0.00
180	FURN/EQUIP-MS-ENGLISH					359.99	359.99	0.00	0.00
181	FURN/EQUIP-SPANISH					0.00	0.00	0.00	0.00
182	BAND INSTRUMENTS-HS					0.00	0.00	0.00	0.00
183	FURN/EQUIP-HS CHOIR					1,200.00	1,200.00	0.00	0.00
184	BAND INSTRUMENTS-MS					29,000.00	0.00	39,680.00	(10,680.00)
185	FURN/EQUIP-HS ART					532.00	0.00	532.00	0.00
186	FURN/EQUIP-MS-ART					2,484.79	0.00	2,484.79	0.00
187	FURN/EQUIP-HS-MATH					0.00	0.00	0.00	0.00
188	FURN/EQUIP-MS-MATH					0.00	0.00	0.00	0.00
189	FURN/EQUIP-HS-SCIENCE					0.00	0.00	0.00	0.00
190	FURN/EQUIP-MS-SCIENCE					0.00	0.00	0.00	0.00
191	FURN/EQUIP-PS-MUSIC					0.00	0.00	0.00	0.00
192	FURN/EQUIP-ES-MUSIC					0.00	0.00	0.00	0.00
193	FUNR/EQUIP-HS-PE					164.76	164.76	0.00	0.00
194	FURN/EQUIP-PS-PE					0.00	0.00	0.00	0.00
195	FURN/EQUIP-ES-PE					0.00	0.00	0.00	0.00
196	FURN/EQUIP-KEYBOARDING-MS					0.00	0.00	0.00	0.00
197	FURN/EQUIP-PS-PRE-K					0.00	0.00	0.00	0.00
198	FURN/EQUIP-PS-KINDERGARTEN					0.00	0.00	0.00	0.00
199	FURN/EQUIP-PS-FIRST GRADE					0.00	0.00	0.00	0.00
200	FURN/EQUIP-PS-SECOND GRADE					0.00	0.00	0.00	0.00
201	FURN/EQUIP-HEAD START					0.00	0.00	0.00	0.00

	A	B	C	D	E	F	G	H	I
202	FURN/EQUIP-ES-THIRD GRADE					0.00	0.00	0.00	0.00
203	FURN/EQUIP-ES-FOURTH GRADE					0.00	0.00	0.00	0.00
204	FURN/EQUIP-ES-FIFTH GRADE					0.00	0.00	0.00	0.00
205	FURN/EQUIP-HS-CAREER/TECH					0.00	0.00	0.00	0.00
206	FURN/EQUIP-VO AG					0.00	0.00	0.00	0.00
207	FURN/EQUIP-DE					0.00	0.00	0.00	0.00
208	FURN-EQUIP-HS-AUTO MECH					2,912.63	2,912.63	0.00	0.00
209	FURN/EQUIP-PS-SPEECH					0.00	0.00	0.00	0.00
210	FURN/EQUIP-HS-SP ED					929.00	929.00	0.00	0.00
211	FURN/EQUIP-MS-SP ED					0.00	0.00	0.00	0.00
212	FURN/EQUIP-PS-SP ED					0.00	0.00	0.00	0.00
213	FURN/EQUIP-ES-SP ED					0.00	0.00	0.00	0.00
214	FURN/EQUIP-HS-SCIENCE-RENOVATIONS					0.00	0.00	0.00	0.00
215	FURN/EQUIP-HS TECHNOLOGY**					667.95	667.95	0.00	0.00
216	FURN/EQUIP-HS-C/T					0.00	0.00	0.00	0.00
217	FURN/EQUIP-HS-ST COMP					0.00	0.00	0.00	0.00
218	FURN/EQUIP-MS TECHNOLOGY**					15,982.00	14,149.96	0.00	1,832.04
219	FURN/EQUIP-PS TECHNOLOGY**					28,055.89	26,592.17	0.00	1,463.72
220	FURN/EQUIP-ES TECHNOLOGY**					15,462.11	14,558.55	0.00	903.56
221	FURN/EQUIP-ES-ST COMP					0.00	0.00	0.00	0.00
222	TOTAL					136,188.39	79,873.75	47,165.79	9,148.85
223									
224	TOTAL INSTRUCTION					7,752,323.00	4,792,051.26	1,211,727.90	1,748,543.84
225									
226									
227									
228	SALARY					171,717.00	147,975.81	18,561.57	5,179.62
229	TOTAL					171,717.00	147,975.81	18,561.57	5,179.62
230									
231	CONTRACTED SERVICES-HS					1,814.00	567.45	0.00	1,246.55
232	CONTRACTED SERVICES-MS					1,000.00	87.45	0.00	912.55
233	CONTRACTED SERVICES-PS					1,000.00	362.45	0.00	637.55
234	CONTRACTED SERVICES-ES					1,000.00	362.45	0.00	637.55
235	TOTAL					4,814.00	1,379.80	0.00	3,434.20
236									
237	MAGAZINES/BOOKS-HS					9,760.00	6,419.47	3,339.50	1.03
238	MAGAZINES/BOOKS-MS					6,350.00	3,952.46	2,393.95	3.59
239	MAGAZINES/BOOKS-PS					7,315.00	949.11	6,369.52	(3.63)
240	MAGAZINES/BOOKS-ES					5,860.00	2,034.54	3,825.24	0.22
241	AUDIO VISUAL & OTHER INST SUPPLY-HS					250.00	191.52	0.00	58.48
242	AUDIO VISUAL & OTHER INST SUPPLY-MS					1,600.00	1,017.11	559.02	23.87
243	AUDIO VISUAL & OTHER INST SUPPLY-PS					1,225.00	1,079.96	0.00	145.04
244	AUDIO VISUAL & OTHER INST SUPPLY-ES					340.00	320.57	0.00	19.43
245	TOTAL					32,700.00	15,964.74	16,487.23	248.03
246									
247	TRAVEL-HS					1,225.00	1,107.22	0.00	117.78
248	TRAVEL-MS					50.00	0.00	0.00	50.00
249	TRAVEL-PS					50.00	0.00	0.00	50.00
250	TRAVEL-ES					1,275.00	1,268.22	0.00	6.78
251	FEES/DUES-HS					500.00	0.00	0.00	500.00

12-LIBRARY

	A	B	C	D	E	F	G	H	I
252	TOTAL					3,100.00	2,375.44	0.00	724.56
253									
254	FURN/EQUIP-HS					0.00	0.00	0.00	0.00
255	FURN/EQUIP-MS					0.00	0.00	0.00	0.00
256	FURN/EQUIP-PS					0.00	281.99	0.00	(281.99)
257	FURN/EQUIP-ES					0.00	0.00	0.00	0.00
258	TOTAL					0.00	281.99	0.00	(281.99)
259									
260	TOTAL LIBRARY					212,331.00	167,977.78	35,048.80	9,304.42
261									
262	<i>13-STAFF DEVELOPMENT</i>								
263									
264	DEPARTMENT HEAD/JUDGE TRUST					24,339.00	17,805.82	4,532.19	2,000.99
265	TOTAL					24,339.00	17,805.82	4,532.19	2,000.99
266									
267	CONTRACTED STAFF DEVELOPMENT-HS ALLO					0.00	0.00	0.00	0.00
268	CONTRACTED STAFF-DEVELOPMENT					10,000.00	834.55	0.00	9,165.45
269	STAFF DEVELOPMENT-REGION VII					8,000.00	2,523.50	1,081.50	4,395.00
270	STAFF DEVELOPMENT-G/T-REGION VII					11,000.00	7,700.00	3,300.00	0.00
271	STAFF DEVELOPMENT-CT-REGION VII					3,800.00	2,660.06	1,140.06	(0.12)
272	TOTAL					32,800.00	13,718.11	5,521.56	13,560.33
273									
274	SUPPLIES-IN SERVICE					500.00	163.50	155.25	181.25
275	TOTAL					500.00	163.50	155.25	181.25
276									
277	TRAVEL-HS-REG					1,098.24	1,054.63	0.00	43.61
278	TRAVEL-HS-VOC					1,139.76	1,139.76	0.00	0.00
279	TRAVEL-HS-SP ED					0.00	0.00	0.00	0.00
280	TRAVEL-HS-ST COMP					0.00	0.00	0.00	0.00
281	TRAVEL-HS-ESL					0.00	0.00	0.00	0.00
282	TRAVEL-HS ALLOTMENT					7,387.00	4,167.38	0.00	3,219.62
283	TRAVEL-MS-REG					2,333.31	201.29	0.00	2,132.02
284	TRAVEL-MS-SP ED					166.69	166.69	0.00	0.00
285	TRAVEL-MS-ST COMP					0.00	0.00	0.00	0.00
286	TRAVEL-MS-ESL					0.00	0.00	0.00	0.00
287	TRAVEL-PS-REG					2,400.00	0.00	0.00	2,400.00
288	TRAVEL-PS-G/T					0.00	0.00	0.00	0.00
289	TRAVEL-PS-SP ED					100.00	0.00	100.00	0.00
290	TRAVEL-PS-ST COMP					0.00	0.00	0.00	0.00
291	TRAVEL-ES-REG					2,362.11	0.00	0.00	2,362.11
292	TRAVEL-ES-G/T					59.89	59.89	0.00	0.00
293	TRAVEL-ES-SP ED					0.00	0.00	0.00	0.00
294	TRAVEL ES-ESL					0.00	0.00	0.00	0.00
295	TRAVEL-ALL SCHOOLS					6,751.42	0.00	0.00	6,751.42
296	TRAVEL -TECHNOLOGY					13,226.58	12,987.58	0.00	239.00
297	MISC OPERATING-HS-REG					262.00	262.00	0.00	0.00
298	MISC OPERATING-HS-SP ED					0.00	0.00	0.00	0.00
299	MISC OPERATING-HS-VOC					135.00	135.00	0.00	0.00
300	MISC OEPRATING-HS-G/T					0.00	0.00	0.00	0.00
301	MISC OPERATING-MS-REG					0.00	0.00	0.00	0.00

	A	B	C	D	E	F	G	H	I
302	MISC OPERATING-MS-G/T					0.00	0.00	0.00	0.00
303	MISC OPERATING-MS-SP ED					0.00	0.00	0.00	0.00
304	MISC OPERATING-MS-ESL					0.00	0.00	0.00	0.00
305	MISC OPERATING-PS-REG					0.00	0.00	0.00	0.00
306	MISC OPERATING-PS-SP ED					0.00	0.00	0.00	0.00
307	MISC OPERATING-PS-ST COMP					0.00	0.00	0.00	0.00
308	MISC OPERATING-PS-ESL					0.00	0.00	0.00	0.00
309	MISC OPERATING-ES-REG					0.00	0.00	0.00	0.00
310	MISC OPERATING-ES-G/T					0.00	0.00	0.00	0.00
311	MISC OPERATING-ES-SP ED					0.00	0.00	0.00	0.00
312	MISC OPERATING-ES-ESL					78.00	78.00	0.00	0.00
313	TOTAL					37,500.00	20,252.22	100.00	17,147.78
314									
315	TOTAL STAFF DEVELOPMENT					95,139.00	51,939.65	10,309.00	32,890.35
316									
317									
318									
319	PAYROLL					108,343.00	81,427.48	0.00	26,915.52
320	TOTAL					108,343.00	81,427.48	0.00	26,915.52
321									
322	CONTRACTED SERVICE					0.00	0.00	0.00	0.00
323									
324	SUPPLIES					500.00	145.89	0.00	354.11
325									
326	TRAVEL					2,000.00	1,828.31	0.00	171.69
327	DUES					0.00	0.00	0.00	0.00
328	TOTAL					2,000.00	1,828.31	0.00	171.69
329									
330	FURN/EQUIP					0.00	0.00	0.00	0.00
331									
332	TOTAL INSTRUCTIONAL LEADERSHIP					110,843.00	83,401.68	0.00	27,441.32
333									
334									
335	PAYROLL					772,476.00	550,620.27	37,953.40	183,902.33
336	TOTAL					772,476.00	550,620.27	37,953.40	183,902.33
337									
338	PRINTING-HS					2,000.00	1,325.22	0.00	674.78
339	PRINTING-MS					2,000.00	761.53	0.00	1,238.47
340	PRINTING-PS					2,000.00	334.62	0.00	1,665.38
341	PRINTING-ES					2,000.00	300.63	0.00	1,699.37
342	TOTAL					8,000.00	2,722.00	0.00	5,278.00
343									
344	SUPPLIES-HS					2,410.02	198.26	128.00	2,083.76
345	SUPPLIES-MS					2,210.01	617.11	0.00	1,592.90
346	SUPPLIES-PS					2,747.01	1,052.31	0.00	1,694.70
347	SUPPLIES-ES					3,000.00	693.50	0.00	2,306.50
348	DISTRICT EXPENSES-HS					1,000.00	367.52	400.00	232.48
349	DISTRICT EXPENSES-MS					1,000.00	448.61	400.00	151.39
350	DISTRICT EXPENSES-PS					1,000.00	424.74	400.00	175.26
351	DISTRICT EXPENSES-ES					1,000.00	389.50	400.00	210.50

	A	B	C	D	E	F	G	H	I
352	POSTAGE-HS					4,000.00	3,539.59	0.00	460.41
353	POSTAGE-MS					3,000.00	2,772.18	0.00	227.82
354	POSTAGE-PS					1,500.00	1,282.58	0.00	217.42
355	POSTAGE-ES					1,500.00	1,500.00	0.00	0.00
356	TOTAL					24,367.04	13,285.90	1,728.00	9,353.14
357									
358	TRAVEL-HS					4,420.00	1,820.90	759.49	1,839.61
359	TRAVEL-MS					3,000.00	2,237.68	759.49	2.83
360	TRAVEL-PS					3,500.00	1,664.67	0.00	1,835.33
361	TRAVEL-ES					2,565.00	739.21	344.00	1,481.79
362	BONDING-HS					0.00	0.00	0.00	0.00
363	TRAVEL-ALL SCHOOLS					0.00	0.00	0.00	0.00
364	DUES-HS					0.00	0.00	0.00	0.00
365	DUES-MS					0.00	0.00	0.00	0.00
366	DUES-PS					0.00	0.00	0.00	0.00
367	DUES-ES					0.00	0.00	0.00	0.00
368	TOTAL					13,485.00	6,462.46	1,862.98	5,159.56
369									
370	FURN/EQUIP-HS					589.98	589.38	0.00	0.60
371	FURN/EQUIP-MS					289.99	289.99	0.00	0.00
372	FURN/EQUIP-PS					252.99	252.99	0.00	0.00
373	FURN/EQUIP-ES					0.00	0.00	0.00	0.00
374	TOTAL					1,132.96	1,132.36	0.00	0.60
375									
376	TOTAL SCHOOL ADMINISTRATION					819,461.00	574,222.99	41,544.38	203,693.63
377									
378									
379									
380	PAYROLL					218,092.00	147,299.38	24,169.87	46,622.75
381	TOTAL					218,092.00	147,299.38	24,169.87	46,622.75
382									
383	REGION VII ESC					1,500.00	1,050.08	450.00	(0.08)
384	TEST SCORING-HS					250.00	0.00	0.00	250.00
385	TEST SCORING-MS					200.00	0.00	0.00	200.00
386	TEST SCORING-PS					200.00	0.00	0.00	200.00
387	TEST SCORING-ES					250.00	0.00	0.00	250.00
388	TOTAL					2,400.00	1,050.08	450.00	899.92
389									
390	TEST MATERIALS-HS					500.00	0.00	0.00	500.00
391	TEST MATERIALS-MS					500.00	0.00	0.00	500.00
392	TEST MATERIALS-PS					700.00	332.32	0.00	367.68
393	TEST MATERIALS-ES					700.00	230.03	0.00	469.97
394	SUPPLIES-HS					1,603.94	767.55	0.00	836.39
395	SUPPLIES-MS					1,028.94	916.58	12.98	99.38
396	SUPPLIES-PS					853.94	0.00	0.00	853.94
397	SUPPLIES-ES					1,103.92	598.90	288.76	216.26
398	COLLEGE FAIR-HS					250.00	x	0.00	#VALUE!
399	TOP TEN BANQUET					1,000.00	749.47	0.00	250.53
400	POSTAGE-HS					250.00	250.00	0.00	0.00
401	POSTAGE-MS					250.00	250.00	0.00	0.00

	A	B	C	D	E	F	G	H	I
402	TOTAL					8,740.74	4,094.85	301.74	4,344.15
403									
404	TRAVEL-HS					3,140.00	1,685.90	0.00	1,454.10
405	TRAVEL-MS					1,375.00	1,127.15	100.00	147.85
406	TRAVEL-PS					0.00	0.00	0.00	0.00
407	TRAVEL-ES					1,550.00	894.00	100.00	556.00
408	TRAVEL-ES-TSII					0.00	0.00	0.00	0.00
409	MEMBERSHIP/DUES-HS					260.00	260.00	0.00	0.00
410	MEMBERSHIP/DUES-MS					0.00	0.00	0.00	0.00
411	MEMBERSHIP/DUES-PS					0.00	0.00	0.00	0.00
412	MEMBERSHIP/DUES-ES					0.00	0.00	0.00	0.00
413	FEES & DUES-COLLEGE FAIR-HS					0.00	0.00	0.00	0.00
414	FEES-PS-STUDENTS					0.00	0.00	0.00	0.00
415	TOTAL					6,325.00	3,967.05	200.00	2,157.95
416									
417	FURNITURE-HS					146.06	146.06	0.00	0.00
418	FURNITURE-MS					146.06	146.06	0.00	0.00
419	FURNITURE-PS					146.06	146.06	0.00	0.00
420	FURNITURE-ES					146.08	146.08	0.00	0.00
421	TOTAL					584.26	584.26	0.00	0.00
422									
423	TOTAL COUNSELING					236,142.00	156,995.62	25,121.61	54,024.77
424									
425	<i>33-HEALTH SERVICES</i>								
426									
427	PAYROLL					112,562.00	77,398.94	20,424.38	14,738.68
428	TOTAL					112,562.00	77,398.94	20,424.38	14,738.68
429									
430	CONT SERVICES-FINGERPRINTING					0.00	0.00	0.00	0.00
431	CONT SERVICES-NURSING-HS					0.00	0.00	0.00	0.00
432	CONT SERVICES-NURSING-MS					0.00	0.00	0.00	0.00
433	CONT SERVICES-NURSING-PS					0.00	0.00	0.00	0.00
434	CONT SERVICES-NURSING-ES					0.00	0.00	0.00	0.00
435	CONT SERVICES-HS					100.00	0.00	100.00	0.00
436	CONT SERVICES-MS					100.00	0.00	100.00	0.00
437	CONT SERVICES-PS					100.00	0.00	100.00	0.00
438	CONT SERVICES-ES					100.00	0.00	100.00	0.00
439	TOTAL					400.00	0.00	400.00	0.00
440									
441	SUPPLIES-HS					1,340.00	780.90	21.55	537.55
442	SUPPLIES-MS					1,000.00	780.90	21.55	197.55
443	SUPPLIES-PS					1,500.00	780.90	21.55	697.55
444	SUPPLIES-ES					840.00	780.87	21.53	37.60
445	TOTAL					4,680.00	3,123.57	86.18	1,470.25
446									
447	TRAVEL-HS					300.00	94.01	188.38	17.61
448	TRAVEL-MS					300.00	94.01	188.38	17.61
449	TRAVEL-PS					300.00	94.01	210.88	(4.89)
450	TRAVEL-ES					300.00	94.02	165.86	40.12
451	TOTAL					1,200.00	376.05	753.50	70.45

	A	B	C	D	E	F	G	H	I
452									
453	EQUIPMENT-HS					160.00	159.99	0.00	0.01
454	EQUIPMENT-MS					0.00	0.00	0.00	0.00
455	EQUIPMENT-PS					0.00	0.00	0.00	0.00
456	EQUIPMENT-ES					160.00	160.00	0.00	0.00
457	TOTAL					320.00	319.99	0.00	0.01
458									
459	TOTAL HEALTH SERVICE					119,162.00	81,218.55	21,664.06	16,279.39
460									
461									
462									
463	PAYROLL					215,035.00	157,453.32	15,596.41	41,985.27
464	TOTAL					215,035.00	157,453.32	15,596.41	41,985.27
465									
466	CONT SERVICES-PHYSICALS/DRUG TEST					4,500.00	1,356.45	800.00	2,343.55
467	CONT SERVICES-RECERTIFICATION					1,700.00	15.00	300.00	1,385.00
468	CONT SERVICES-REPAIR					13,000.00	5,602.94	725.00	6,672.06
469	LEASE/RENTALS					0.00	7,390.00	0.00	(7,390.00)
470	TOTAL					19,200.00	14,364.39	1,825.00	3,010.61
471									
472	GAS,OIL,GREASE,TIRES					93,000.00	28,321.49	9,300.00	55,378.51
473	PARTS & SUPPLIES					45,000.00	18,076.08	5,700.00	21,223.92
474	TOTAL					138,000.00	46,397.57	15,000.00	76,602.43
475									
476	INSURANCE					12,450.00	11,224.00	0.00	1,226.00
477	MISC OPERATING COSTS					2,000.00	1,040.13	0.00	959.87
478	TOTAL					14,450.00	12,264.13	0.00	2,185.87
479									
480	BUSES					44,000.00	39,553.40	0.00	4,446.60
481	CAPITAL OUTLAY					3,000.00	3,000.00	0.00	0.00
482	FURN/EQUIP-TECHNOLOGY					0.00	0.00	0.00	0.00
483	TOTAL					47,000.00	42,553.40	0.00	4,446.60
484									
485	TOTAL STUDENT TRANSPORTATION					433,685.00	273,032.81	32,421.41	128,230.78
486									
487									
488									
489	CONTRACTED SERVICES-REPAIR					0.00	0.00	0.00	0.00
490									
491	TRANSFER OUT					0.00	0.00	0.00	0.00
492									
493	TOTAL FOOD SERVICE					0.00	0.00	0.00	0.00
494									
495									
496									
497									
498	PAYROLL					356,467.00	243,580.65	33,884.00	79,002.35
499	TOTAL					356,467.00	243,580.65	33,884.00	79,002.35
500									
501	DRUG TESTING-HS					2,500.00	2,268.00	0.00	232.00

	A	B	C	D	E	F	G	H	I
502	DRUG TESTING-MS					1,000.00	700.00	0.00	300.00
503	DRUG DOGS-HS					0.00	0.00	0.00	0.00
504	DRUG DOGS-MS					0.00	0.00	0.00	0.00
505	CONTRACTED ATHLETIC TRAINER					9,000.00	8,876.00	0.00	124.00
506	REPAIR ATHLETICS-HS					4,835.00	2,950.00	0.00	1,885.00
507	REPAIR-ATHLETICS-MS					2,000.00	0.00	0.00	2,000.00
508	RENTAL-DRAMA-HS					0.00	0.00	0.00	0.00
509	RENTAL-ATHLETICS					100.00	89.25	0.00	10.75
510	RENTAL-STADIUM/GYM					1,400.00	1,307.82	0.00	92.18
511	GAME OFFICIALS-HS					21,000.00	20,806.84	0.00	193.16
512	GAME OFFICIALS-MS					6,000.00	5,119.77	0.00	880.23
513	GAME WORKERS-HS					1,200.00	1,090.00	0.00	110.00
514	GAME WORKERS-MS					800.00	580.00	0.00	220.00
515	GAME CONTRACTS					0.00	0.00	0.00	0.00
516	CONTRACTED SERVICE-HS DRAMA					426.00	426.00	0.00	0.00
517	CONTRACTED SERVICE-MS-DRAMA					60.00	60.00	0.00	0.00
518	CONTRACTED SERVICE-HS-BAND					11,410.00	4,073.00	200.00	7,137.00
519	CONTRACTED SERVICE-MS-BAND					490.00	490.00	0.00	0.00
520	CONTRACTED SERVICE-HS CHOIR					670.00	270.00	400.00	0.00
521	CONTRACTED SERVICE-HS-ATHLETICS					2,546.34	2,546.34	0.00	0.00
522	PRINTING					550.00	0.00	0.00	550.00
523	TOTAL					65,987.34	51,653.02	600.00	13,734.32
524									
525	ATHLETIC NEWSLETTER					250.00	99.00	99.00	52.00
526	UNIFORMS-EVERY 3 YEARS ROTATE					5,500.00	4,810.00	13,440.00	(12,750.00)
527	DRAMA COSTUMES					1,000.00	837.52	0.00	162.48
528	BAND UNIFORMS					9,300.00	895.51	0.00	8,404.49
529	CHOIR UNIFORMS-HS					0.00	0.00	0.00	0.00
530	UIL SUPPLIES-HS					4,000.00	1,704.22	0.00	2,295.78
531	UIL SUPPLIES-MS					500.00	101.75	0.00	398.25
532	UIL SUPPLIES-PS					0.00	0.00	0.00	0.00
533	UIL SUPPLIES-ES					1,000.00	294.15	0.00	705.85
534	CHEERLEADERS-HS					1,000.00	110.00	0.00	890.00
535	CHEERLEADERS-MS					500.00	0.00	0.00	500.00
536	ALL ATHLETICS-HS					3,785.00	1,268.73	0.00	2,516.27
537	ALL ATHLETICS-MS					2,000.00	220.00	0.00	1,780.00
538	FOOTBALL-HS					13,000.00	2,636.17	12,710.55	(2,346.72)
539	FOOTBALL-MS					4,000.00	0.00	0.00	4,000.00
540	BASKETBALL-HS					4,000.00	4,097.63	0.00	(97.63)
541	BASKETBALL-MS					1,500.00	1,477.65	0.00	22.35
542	TRACK-HS					4,000.00	2,560.80	0.00	1,439.20
543	TRACK-MS					1,500.00	1,113.75	0.00	386.25
544	BASEBALL-HS					4,000.00	3,999.26	0.00	0.74
545	VOLLEYBALL-HS					4,000.00	0.00	3,823.60	176.40
546	VOLLEYBALL-MS					1,500.00	0.00	1,374.65	125.35
547	GIRLS BASKETBALL-HS					4,000.00	2,955.50	0.00	1,044.50
548	GIRLS BASKETBALL-MS					1,500.00	1,368.10	0.00	131.90
549	GIRLS TRACK-HS					4,000.00	3,495.30	423.75	80.95
550	GIRLS TRACK-MS					1,500.00	0.00	447.00	1,053.00

	A	B	C	D	E	F	G	H	I
551	TENNIS-HS					1,500.00	0.00	1,443.75	56.25
552	GOLF-HS					1,500.00	320.18	0.00	1,179.82
553	WEIGHT TRAINING-HS					1,500.00	1,024.00	0.00	476.00
554	SOFTBALL-HS					4,000.00	3,980.00	0.00	20.00
555	OFF SEASON-HS					5,000.00	2,257.75	0.00	2,742.25
556	OFF SEASON-MS					0.00	0.00	0.00	0.00
557	TRAINER SUPPLIES-HS					5,000.00	0.00	0.00	5,000.00
558	CROSS COUNTRY-HS					1,556.00	1,556.00	0.00	0.00
559	SOCCER-HS					1,000.00	497.75	0.00	502.25
560	TOTAL					98,391.00	43,680.72	33,762.30	20,947.98
561									
562	EMPLOYEE TRAVEL-DRAMA-HS					0.00	0.00	0.00	0.00
563	EMPLOYEE TRAVEL-BAND-HS					689.01	714.01	0.00	(25.00)
564	EMPLOYEE TRAVEL-CHOIR-HS					224.55	224.55	0.00	0.00
565	EMPLOYEE TRAVEL-BAND-MS					597.06	622.06	0.00	(25.00)
566	EMPLOYEE TRAVEL-MUSIC-ES					0.00	0.00	0.00	0.00
567	EMPLOYEE TRAVEL-ES-UIL					0.00	0.00	0.00	0.00
568	EMPLOYEE TRAVEL-ATHELTICS-HS					14,000.00	7,818.81	0.00	6,181.19
569	STUDENT MEALS/FEES-HS					0.00	0.00	0.00	0.00
570	STUDENT MEALS/FEES-MS					0.00	0.00	0.00	0.00
571	STUDENT MEALS/FEES-PS					0.00	0.00	0.00	0.00
572	STUDENT MEALS/FEES-ES					0.00	0.00	0.00	0.00
573	STUDENT MEALS/FEES-BAND STATE					0.00	15,160.88	0.00	(15,160.88)
574	STUDENTS/REP DISTRICT-HS					0.00	0.00	0.00	0.00
575	STUDENTS/REP DISTRICT-MS					0.00	0.00	0.00	0.00
576	STUDENT TRAVEL-JOURNALISM-HS					432.82	432.82	0.00	0.00
577	STUDENT TRAVEL-DRAMA-HS					240.00	240.00	0.00	0.00
578	STUDENT TRAVEL-DRAMA-MS					300.00	300.00	0.00	0.00
579	STUDENT TRAVEL-BAND-HS					8,918.57	9,604.16	158.00	(843.59)
580	STUDENT TRAVEL-BAND-MS					1,373.98	1,629.37	210.00	(465.39)
581	STUDENT TRAVEL-CHOIR-HS					133.00	193.00	0.00	(60.00)
582	STUDENT TRAVEL-SCIENCE-HS					461.18	331.18	100.00	30.00
583	STUDENT TRAVEL-SCIENCE-MS					166.25	166.25	0.00	0.00
584	STUDENT TRAVEL-BUS CLUB-HS					2,571.60	2,571.60	0.00	0.00
585	STUDENT TRAVEL-VO AG					3,760.71	3,800.71	0.00	(40.00)
586	STUDENT TRAVEL-HOME ECO					4,817.14	4,817.14	0.00	0.00
587	STUDENT TRAVEL-DECA-HS					234.00	234.00	0.00	0.00
588	STUDENT TRAVEL-UIL-HS					2,167.10	3,706.00	0.00	(1,538.90)
589	STUDENT TRAVEL-UIL-MS					515.00	515.00	0.00	0.00
590	STUDENT TRAVEL-UIL-PS					25.00	0.00	0.00	25.00
591	STUDENT TRAVEL-UIL-ES					300.00	0.00	0.00	300.00
592	STUDENT TRAVEL-ACADEMICS-HS					0.00	0.00	0.00	0.00
593	STUDENT TRAVEL-ROPE TRICK-ES					0.00	0.00	0.00	0.00
594	STUDENT TRAVEL-ATHLETICS-HS					0.00	0.00	0.00	0.00
595	STUDENT TRAVEL-ATHLETICS-MS					0.00	0.00	0.00	0.00
596	STUDENT TRAVEL-CHEERLEADERS-HS					2,880.60	2,880.60	0.00	0.00
597	STUDENT TRAVEL-CHEERLEADERS-MS					85.00	85.00	0.00	0.00
598	STUDENT TRAVEL-HS-FOOTBALL					2,450.00	4,132.58	0.00	(1,682.58)

	A	B	C	D	E	F	G	H	I
599	STUDENT TRAVEL-MS-FOOTBALL					2,000.00	777.09	0.00	1,222.91
600	STUDENT TRAVEL-HS BASKETBALL					2,000.00	1,805.95	122.06	71.99
601	STUDENT TRAVEL-MS BASKETBALL					1,000.00	369.22	0.00	630.78
602	STUDENT TRAVEL-HS TRACK					2,800.00	2,264.65	0.00	535.35
603	STUDENT TRAVEL-MS TRACK					1,800.00	990.00	360.00	450.00
604	STUDENT TRAVEL-HS BASEBALL					1,800.00	995.39	0.00	804.61
605	STUDENT TRAVEL-HS VOLLEYBALL					1,800.00	731.38	0.00	1,068.62
606	STUDENT TRAVEL-MS VOLLEYBALL					1,000.00	1,090.50	0.00	(90.50)
607	STUDENT TRAVEL-HS GIRLS BASKETBALL					2,000.00	1,374.10	137.67	488.23
608	STUDENT TRAVEL-MS GIRLS BASKETBALL					1,000.00	1,482.00	0.00	(482.00)
609	STUDENT TRAVEL-HS GIRLS TRACK					1,500.00	1,362.91	0.00	137.09
610	STUDENT TRAVEL-MS GIRLS TRACK					1,000.00	1,492.00	0.00	(492.00)
611	STUDENT TRAVEL-HS TENNIS					500.00	63.00	0.00	437.00
612	STUDENT TRAVEL-HS GOLF					550.00	111.90	0.00	438.10
613	STUDENT TRAVEL-HS WEIGHT LIFTING					500.00	139.00	0.00	361.00
614	STUDENT TRAVEL-HS SOFTBALL					1,800.00	1,127.95	97.75	574.30
615	STUDENT TRAVEL-HS CROSS COUNTRY					500.00	806.26	0.00	(306.26)
616	STUDENT TRAVEL-MS CROSS COUNTRY					0.00	9.19	0.00	(9.19)
617	STUDENT INSURANCE-HS					25,000.00	0.00	0.00	25,000.00
618	STUDENT INSURANCE-MS					25,000.00	0.00	0.00	25,000.00
619	DUES-JOURNALISM-HS					345.00	345.00	0.00	0.00
620	DUES-BAND-HS					210.00	305.00	50.00	(145.00)
621	DUES-CHOIR-HS					110.00	110.00	0.00	0.00
622	DUES-BAND-MS					320.00	320.00	0.00	0.00
623	DUES-ATHLETICS-HS					150.00	150.00	0.00	0.00
624	STUDENT ACTIVITY-HS					0.00	0.00	0.00	0.00
625	STUDENT ACTIVITY-MS					0.00	0.00	0.00	0.00
626	FEES & DUES-DRAMA-HS					0.00	0.00	0.00	0.00
627	FEES & DUES-DRAMA-MS					0.00	0.00	0.00	0.00
628	FEES & DUES-BAND-HS					6,234.50	6,234.50	0.00	0.00
629	FEES & DUES-CHOIR-HS					230.00	230.00	0.00	0.00
630	FEES & DUES-BAND-MS					1,300.00	2,180.00	0.00	(880.00)
631	FEES & DUES-CHOIR-MS					64.00	64.00	0.00	0.00
632	FEES & DUES-SCIENCE-HS					200.00	200.00	0.00	0.00
633	FEES & DUES-MUSIC-ES					60.00	60.00	0.00	0.00
634	FEES & DUES-BUS DEPT-HS					1,410.00	1,410.00	0.00	0.00
635	FEES & DUES-VO AG					311.00	571.00	0.00	(260.00)
636	FEES & DUES-HOME ECO					741.00	741.00	0.00	0.00
637	FEES & DUES-DE					1,715.88	1,715.88	0.00	0.00
638	UIL FEES-HS					4,795.00	4,535.00	260.00	0.00
639	UIL FEES-MS					278.71	663.96	0.00	(385.25)
640	UIL FEES-PS					200.00	200.00	0.00	0.00
641	UIL FEES-ES					400.00	376.21	0.00	23.79
642	ACADEMIC AWARDS-HS					0.00	0.00	0.00	0.00
643	ACADEMIC AWARDS-MS					0.00	150.00	0.00	(150.00)
644	ACADEMIC AWARDS-ES					0.00	0.00	0.00	0.00
645	JUMP ROPE FEES-ES					0.00	0.00	0.00	0.00
646	CHEERLEADER FEES-HS					300.00	300.00	0.00	0.00

	A	B	C	D	E	F	G	H	I
647	CHEERLEADER FEES-MS					0.00	0.00	0.00	0.00
648	DRUM MAJOR/FLAGS FEES-HS					0.00	0.00	0.00	0.00
649	DEBATE FEES-HS					0.00	0.00	0.00	0.00
650	DRAMA AWARDS/JACKETS-HS					0.00	0.00	0.00	0.00
651	BAND AWARD/JACKETS-HS					189.00	189.00	1,612.80	(1,612.80)
652	CHOIR AWARDS/JACKETS-HS					0.00	0.00	0.00	0.00
653	BAND AWARDS-MS					0.00	0.00	0.00	0.00
654	FEES & DUES-ATHLETICS-HS					17,300.00	13,198.70	0.00	4,101.30
655	FEES & DUES-ATHLETICS-MS					2,000.00	1,174.75	0.00	825.25
656	TROPHIES,MEDALS,RIBBONS-HS					2,750.00	2,897.89	610.00	(757.89)
657	TROPHIES,MEDALS,RIBBONS-MS					1,200.00	0.00	0.00	1,200.00
658	ATHLETICS AWARDS/JACKETS-HS					2,500.00	770.00	700.00	1,030.00
659	TOTAL					166,206.66	116,264.10	4,418.28	45,524.28
660									
661	EQUIPMENT-HS-FOOTBALL					0.00	0.00	0.00	0.00
662	EQUIPMENT-ALL ATHLETICS-HS					0.00	4,195.00	0.00	(4,195.00)
663	EQUIPMENT-ALL ATHLETICS-MS					0.00	0.00	0.00	0.00
664	EQUIPMENT-TRACK					0.00	0.00	0.00	0.00
665	TOTAL					0.00	4,195.00	0.00	(4,195.00)
666									
667	TOTAL COCURRICULAR/EXTRACURRICULAR					687,052.00	459,373.49	72,664.58	155,013.93
668									
669									
670									
671	PAYROLL					398,027.00	307,027.74	0.00	90,999.26
672	TOTAL					398,027.00	307,027.74	0.00	90,999.26
673									
674	ATTORNEY FEES-SPEC ED					650.00	663.00	0.00	(13.00)
675	ATTORNEY FEES					3,700.00	1,410.00	0.00	2,290.00
676	AUDIT EXP					20,000.00	19,800.00	0.00	200.00
677	CONT-SERVICE-FINGERPRINTING					0.00	0.00	0.00	0.00
678	REGION VII ESC					4,350.00	3,083.15	1,321.35	(54.50)
679	COPIER REPAIR/MAINT					1,250.00	500.00	0.00	750.00
680	LEASE-EQUIP					2,868.00	2,151.00	0.00	717.00
681	PRINTING-SUPERINTENDENT					0.00	0.00	0.00	0.00
682	POLICY REVIEW-SCHOOL BOARD					900.00	0.00	0.00	900.00
683	PRINTING-TAX OFFICE					1,600.00	478.50	0.00	1,121.50
684	PRINTING-ADM					2,300.00	1,944.20	374.77	(18.97)
685	CONT SERVICE-BOND					8,000.00	5,000.00	0.00	3,000.00
686	CONT SERVICE-TASB PAY PLAN					1,900.00	0.00	1,900.00	0.00
687	CONT SERVICE-SHARS					2,400.00	403.00	0.00	1,997.00
688	TOTAL					49,918.00	35,432.85	3,596.12	10,889.03
689									
690	MAGAZINES					100.00	0.00	0.00	100.00
691	SUPPLIES-SUPERINTENDENT					1,000.00	322.26	0.00	677.74
692	SUPPLIES-SCHOOL BOARD					1,500.00	80.70	0.00	1,419.30
693	SUPPLIES-TAX OFFICE					2,289.00	2,310.18	0.00	(21.18)
694	SUPPLIES-ADMINISTRATION					3,150.00	2,415.02	0.00	734.98
695	SERVICE PINS					1,150.00	0.00	893.50	256.50

41-GENERAL ADMINISTRATION

	A	B	C	D	E	F	G	H	I
696	POSTAGE-TAX					1,500.00	1,000.00	0.00	500.00
697	POSTAGE-ADM					1,500.00	1,011.99	0.00	488.01
698	SUPPLIES-TECHNOLOGY**					0.00	0.00	0.00	0.00
699	TOTAL					12,189.00	7,140.15	893.50	4,155.35
700									
701	TRAVEL-SUPERINTENDENT					4,000.00	3,554.48	50.00	395.52
702	TRAVEL-TAX					2,000.00	1,777.61	0.00	222.39
703	TRAVEL-BUS OFF					2,000.00	2,008.35	50.00	0.00
704	TRAVEL-SCHOOL BOARD					7,500.00	7,342.02	0.00	157.98
705	INSUR-SCHOOL BOARD					4,630.00	4,502.00	0.00	128.00
706	BONDING-TAX					250.00	250.00	0.00	0.00
707	BONDING-ADM					0.00	0.00	0.00	0.00
708	ELECTIONS					2,225.00	61.25	0.00	2,163.75
709	DUES-SUPERINTENDENT					500.00	0.00	0.00	500.00
710	DUES-SCHOOL BOARD					5,000.00	3,244.04	0.00	1,755.96
711	DUES-TAX COLLECTOR					250.00	135.00	0.00	115.00
712	DUES-SCHOOL WIDE					5,000.00	0.00	0.00	5,000.00
713	DUES-ADMIN OFFICE					4,625.00	100.00	0.00	4,525.00
714	MISC OPERATING-SUPERINTENDENT					750.00	641.00	0.00	109.00
715	MISC OPERATING-SCHOOL BOARD					2,500.00	2,548.10	0.00	(48.10)
716	MISC OPERATING-TAX OFFICE					500.00	0.00	0.00	500.00
717	MISC OPERATING-SCHOOL WIDE					4,000.00	0.00	0.00	4,000.00
718	MISC OPERATING-ADMIN					2,500.00	589.78	0.00	1,910.22
719	MISC OPERATING-BOND COMMITTEE					2,000.00	1,922.18	0.00	77.82
720	OTHER OPERATING COSTS-TAX REFUNDS					0.00	0.00	0.00	0.00
721	ADVER-TAX					500.00	0.00	0.00	500.00
722	ADVER-ADM					2,000.00	648.70	0.00	1,351.30
723	TECS FEES					0.00	0.00	0.00	0.00
724	TOTAL					52,730.00	29,324.51	100.00	23,305.49
725									
726	FURN/EQUIP-SUPERINTENDENT					0.00	0.00	0.00	0.00
727	FURN/EQUIP-SCHOOL BOARD					0.00	0.00	0.00	0.00
728	FURN/EQUIP-TAX OFFICE					311.00	311.00	0.00	0.00
729	TOTAL					311.00	311.00	0.00	0.00
730									
731	TOTAL GENERAL ADMINISTRATION					513,175.00	379,236.25	4,589.62	129,349.13
732									
733									
734									
735	PAYROLL					544,374.00	390,555.50	0.00	153,818.50
736	TOTAL					544,374.00	390,555.50	0.00	153,818.50
737									
738	BUILDING APPRAISAL					0.00	0.00	0.00	0.00
739	PRINTING					0.00	0.00	0.00	0.00
740	CONTRACTED SERVICES-PHYSICALS/DRUG					1,000.00	364.55	0.00	635.45
741	CONTRACTED SERVICES-ELECTRICAL					3,000.00	1,986.89	0.00	1,013.11
742	CONTRATCED SERVICES-HS-VOC					19,000.00	18,375.00	0.00	625.00
743	CONTRACTED SERVICES-EXTERMINATING					7,500.00	4,875.65	0.00	2,624.35
744	CONTRACTED SERVICES-GARBAGE					10,000.00	7,239.22	0.00	2,760.78

51-PLANT MAINTENANCE

	A	B	C	D	E	F	G	H	I
745	CONTRACTED SERVICES-HEAT/AIR					125,000.00	65,967.50	56,188.00	2,844.50
746	CONTRACTED SERVICES-GENERAL					32,000.00	26,915.64	3,962.50	1,121.86
747	CONTRACTED SERVICES-FOOTBALL/BASEBAL					19,000.00	16,499.00	0.00	2,501.00
748	CONTRACTED SERVICES-GYM FLOORS					9,100.00	1,612.00	0.00	7,488.00
749	CONTRACTED SERVICES-SOUND SYS					10,000.00	6,063.61	2,400.00	1,536.39
750	CONTRACTED SERVICES-ROAD REPAIR					2,500.00	0.00	0.00	2,500.00
751	CONTRACTED SERVICES-FIRE EXT					7,500.00	395.00	0.00	7,105.00
752	CONTRACTED SERVICES-PLUMBING					10,000.00	4,526.00	1,000.00	4,474.00
753	CONTRACTED SERVICES-DST WIDE					57,064.00	0.00	0.00	57,064.00
754	CONTRACTED SERVICES-ROOFING					2,500.00	0.00	0.00	2,500.00
755	CONTRACTED SERVICES-TECHNOLOGY**					0.00	0.00	0.00	0.00
756	PHONE-HS					3,200.00	2,813.81	0.00	386.19
757	PHONE-MS					1,700.00	1,074.69	0.00	625.31
758	PHONE-PS					1,200.00	1,074.69	0.00	125.31
759	PHONE-ES					1,200.00	1,074.69	0.00	125.31
760	PHONE-ADM					1,500.00	1,424.67	0.00	75.33
761	PHONE-CAFETERIA					650.00	715.92	0.00	(65.92)
762	PHONE-BUS/MAINTENANCE					3,000.00	1,833.49	0.00	1,166.51
763	PHONE-HS MEREDITH STADIUM					2,500.00	2,692.77	0.00	(192.77)
764	WATER					34,000.00	21,295.90	0.00	12,704.10
765	ELECTRICITY					258,750.00	165,976.14	0.00	92,773.86
766	GAS					32,000.00	12,580.10	0.00	19,419.90
767	CABLE INTERNET					10,000.00	9,000.00	0.00	1,000.00
768	LEASE/RENTAL					0.00	0.00	0.00	0.00
769	TOTAL					664,864.00	376,376.93	63,550.50	224,936.57
770									
771	VEHICLE SUPPLIES					0.00	0.00	0.00	0.00
772	CUSTODIAL SUPPLIES					60,000.00	48,234.63	8,600.00	3,165.37
773	MAINT/GROUNDS SUPPLIES					60,000.00	34,433.87	9,660.97	15,905.16
774	SUPPLIES-TECHNOLOGY**					0.00	0.00	0.00	0.00
775	TOTAL					120,000.00	82,668.50	18,260.97	19,070.53
776									
777	TRAVEL-MAIT					0.00	159.00	0.00	(159.00)
778	PROPERTY INSUR					62,348.00	60,790.28	0.00	1,557.72
779	FEES-MAINT DEPT					500.00	0.00	0.00	500.00
780	TOTAL					62,848.00	60,949.28	0.00	1,898.72
781									
782	CAPITAL OUTLAY					6,000.00	379.00	0.00	5,621.00
783									
784	TOTAL PLANT MAINTENANCE					1,398,086.00	910,929.21	81,811.47	405,345.32
785									
786									
787									
788	CONT SERV-SECURITY-HS					3,500.00	2,460.00	0.00	1,040.00
789	CONT SERV-SECURITY-MS					0.00	0.00	0.00	0.00
790	CONT SERV-HS					675.00	69.00	0.00	606.00
791	CONT SERV-MS					675.00	69.00	0.00	606.00
792	CONT SERV-PS					675.00	69.00	0.00	606.00
793	CONT SERV-ES					675.00	69.00	0.00	606.00

52-SECURITY & MONITORING SERVICES

	A	B	C	D	E	F	G	H	I
794	MISC CONT SERV-HS					0.00	425.00	0.00	(425.00)
795	MISC CONT SERV-MS					0.00	0.00	0.00	0.00
796	MISC CONT SERV-PS					0.00	0.00	0.00	0.00
797	MISC CONT SERV-ES					0.00	0.00	0.00	0.00
798	MISC CONT SERV-ADM					0.00	0.00	0.00	0.00
799	TOTAL					6,200.00	3,161.00	0.00	3,039.00
800									
801	SUPPLIES-HS					1,000.00	849.25	0.00	150.75
802	SUPPLIES-MS					1,000.00	849.25	0.00	150.75
803	SUPPLIES-PS					1,000.00	849.25	0.00	150.75
804	SUPPLIES-ES					1,000.00	849.25	0.00	150.75
805	SUPPLIES-ADM					0.00	0.00	0.00	0.00
806	TOTAL					4,000.00	3,397.00	0.00	603.00
807									
808	EQUIP-HS					3,750.00	189.00	0.00	3,561.00
809	EQUIP-MS					3,750.00	0.00	0.00	3,750.00
810	EQUIP-PS					3,750.00	0.00	0.00	3,750.00
811	EQUIP-ES					3,750.00	0.00	0.00	3,750.00
812	EQUIP-ADM					0.00	0.00	0.00	0.00
813	TOTAL					15,000.00	189.00	0.00	14,811.00
814									
815	TOTAL SECURITY & MONITORING					25,200.00	6,747.00	0.00	18,453.00
816									
817									
818									
819	PAYROLL					0.00	1,217.40	0.00	(1,217.40)
820	TOTAL					0.00	1,217.40	0.00	(1,217.40)
821									
822	CONTRACTED SERVICES-DISTRICT					25,000.00	0.00	0.00	25,000.00
823	CONT SERVICE-FINGERPRINTING					0.00	0.00	0.00	0.00
824	HARDWARE & SOFTWARE MAINT-HS					7,250.00	8,332.52	6,546.75	(7,629.27)
825	HARDWARE & SOFTWARE MAINT-MS					7,250.00	8,332.53	6,546.75	(7,629.28)
826	HARDWARE & SOFTWARE MAINT-PS					7,250.00	8,332.52	6,546.75	(7,629.27)
827	HARDWARE & SOFTWARE MAINT-ES					7,250.00	8,332.53	6,546.75	(7,629.28)
828	HARDWARE & SODTWARE MAINT-TAX					6,000.00	0.00	0.00	6,000.00
829	HARDWARE & SOFTWARE MAINT-ADM					14,000.00	16,253.00	58,169.00	(60,422.00)
830	MISC CONT SERVICES-HS					18,400.00	7,994.50	393.56	10,011.94
831	MISC CONT SERVICES-MS					18,400.00	7,984.00	393.55	10,022.45
832	MISC CONT SERVICES-PS					18,400.00	7,984.00	393.55	10,022.45
833	MISC CONT SERVICES-ES					18,400.00	7,984.00	393.55	10,022.45
834	TOTAL					147,600.00	81,529.60	85,930.21	(19,859.81)
835									
836	COMPUTER SUPPLIES-HS					500.00	925.10	0.00	(425.10)
837	COMPUTER SUPPLIES-MS					500.00	893.75	0.00	(393.75)
838	COMPUTER SUPPLIES-PS					500.00	893.75	0.00	(393.75)
839	COMPUTER SUPPLIES-ES					500.00	893.75	0.00	(393.75)
840	COMPUTER SUPPLIES-ADM					500.00	0.00	0.00	500.00
841	TOTAL					2,500.00	3,606.35	0.00	(1,106.35)
842									

53-DATA PROCESSING

	A	B	C	D	E	F	G	H	I
843	TRAVEL					660.00	254.26	0.00	405.74
844	FEES/DUES					340.00	0.00	340.00	0.00
845	TOTAL					1,000.00	254.26	340.00	405.74
846									
847	COMPUTERS-HS					1,750.00	2,374.76	0.00	(624.76)
848	COMPUTERS-MS					1,750.00	2,374.77	0.00	(624.77)
849	COMPUTERS-PS					1,750.00	2,374.77	0.00	(624.77)
850	COMPUTERS-ES					1,750.00	2,374.77	0.00	(624.77)
851	COMPUTERS-ADM					3,000.00	2,785.18	0.00	214.82
852	TOTAL					10,000.00	12,284.25	0.00	(2,284.25)
853									
854	TOTAL DATA PROCESSING					161,100.00	98,891.86	86,270.21	(24,062.07)
855									
856									
857									
858	CONTRACTED SERVICE-HS					2,125.00	0.00	0.00	2,125.00
859	CONTRACTED SERVICE-MS					2,125.00	0.00	0.00	2,125.00
860	CONTRACTED SERVICE-PS					2,125.00	0.00	0.00	2,125.00
861	CONTRACTED SERVICE-ES					2,125.00	0.00	0.00	2,125.00
862	TOTAL					8,500.00	0.00	0.00	8,500.00
863									
864	TOTAL COMMUNITY SERVICE					8,500.00	0.00	0.00	8,500.00
865									
866									
867									
868	FEES/DUES					0.00	200.00	0.00	200.00
869	TOTAL					0.00	200.00	0.00	200.00
870									
871	TURF-PRINCIPAL					95,552.00	95,552.31	0.00	(0.31)
872	TURF-INTEREST					25,270.00	25,267.67	0.00	2.33
873	TOTAL					120,822.00	120,819.98	0.00	2.02
874									
875	TOTAL DEBT SERVICE					120,822.00	121,019.98	0.00	(197.98)
876									
877									
878									
879	FACILITY PLANNING					0.00	0.00	0.00	0.00
880	CONT SERVICES-TECHNOLOGY-MS**					0.00	0.00	0.00	0.00
881	CONT SERVICES-TECHNOLOGY-PS**					0.00	0.00	0.00	0.00
882	CONT SERVICES-TECHNOLOGY-ES**					0.00	0.00	0.00	0.00
883	CONT SERVICES-TECHNOLOGY-ADM**					0.00	0.00	0.00	0.00
884	CONT SERVICES-STADIUM					0.00	0.00	0.00	0.00
885	TOTAL					0.00	0.00	0.00	0.00
886									
887	SUPPLIES-STADIUM/TRACK					0.00	0.00	0.00	0.00
888	TOTAL					0.00	0.00	0.00	0.00
889									
890	LAND PURCHASE					0.00	0.00	0.00	0.00
891	FEES-LAND PURCHASE					0.00	0.00	0.00	0.00

	A	B	C	D	E	F	G	H	I
941									
942	REFERENCE GUIDE								
943									
944	HS					ST COMP		STATE COMPENSATORY	
945	MS	HIGH SCHOOL				ESL		ENGLISH/SPANISH LANGUAGE	
946	PS	MIDDLE SCHOOL				VOC		VOCATIONAL EDUCATION	
947	ES	PRIMARY SCHOOL				G/T		GIFTED/TALENTED EDUCATION	
948	ADM	ELEMENTARY SCHOOL				SP ED		SPECIAL EDUCATION	
949		ADMINISTRATION							
950									
951	MINEOLA INDEPENDENT SCHOOL DISTRICT								
952									
953	2015-2016 REVENUE								
954	199-GENERAL FUND								
955						BUDGETED	RECEIVED		BALANCE
956	TAXES-CURRENT YEAR					5,605,623.00	5,437,378.89		168,244.11
957	TAXES-PRIOR YEAR					125,000.00	139,150.66		-14,150.66
958	TAXES-PENALTIES					100,000.00	82,191.64		17,808.36
959	TAXES-INTEREST					0.00	0.00		0.00
960	DRIVER EDUCATION TUITION					0.00	0.00		0.00
961	TUITION-SUMMER SCHOOL					0.00	10.00		-10.00
962	EARNING FROM PERMANENT INVESTMENTS					3,200.00	0.00		3,200.00
963	EARNING FROM TEMPORARY INVESTMENTS					20,000.00	31,007.03		-11,007.03
964	RENTAL OF FACILITIES					7,000.00	4,535.00		2,465.00
965	GIFTS/BEQUESTS-MEREDITH-					141,400.00	68,000.00		73,400.00
966	GIFTS/BEQUESTS-MEREDITH-HS BAND					0.00	0.00		0.00
967	GIFTS/BEQUESTS-HS WEIGHT ROOM					0.00	0.00		0.00
968	GIFTS/BEQUESTS-MEREDITH-ES PLAYG					0.00	0.00		0.00
969	GIFTS/BEQUESTS					16,951.00	19,661.00		-2,710.00
970	INSURANCE RECOVERY					0.00	0.00		0.00
971	ATHLETIC ACTIVITY					50,000.00	80,114.31		-30,114.31
972	MISC REVENUE-FISCAL AGENT FEE					52,000.00	0.00		52,000.00
973	TAXES-CED					0.00	0.00		0.00
974	MISC REVENUE-LOCAL SOURCES					15,000.00	8,242.53		6,757.47
975	CITY OF MINEOLA					6,500.00	3,250.00		3,250.00
976	HEAD START REIMBURSEMENT					95,000.00	96,428.13		-1,428.13
977	TOTAL					6,237,674.00	5,969,969.19		267,704.81
978									
979	PER CAPITA					422,281.00	147,024.00		275,257.00
980	STATE FOUNDATION					6,032,038.00	3,901,336.00		2,130,702.00
981	SAFE SCHOOL-RIDER 59					0.00	4,895.00		-4,895.00
982	TRS ON BEHALF					588,178.00	0.00		588,178.00
983	TOTAL					7,042,497.00	4,053,255.00		2,989,242.00
984									
985	SCHOOL HEALTH & REALTED SERVICES					39,194.00	9,828.76		29,365.24
986									
987	SALE OF REAL PROPERTY					0.00	954.00		-954.00
988									
989	TAX MAINTENANCE NOTE					0.00	0.00		0.00

Flower Fund	732.33	
Jacket Dads	306.00	
Library Fund	1,773.23	
T-Shirts	613.00	
Teacher Gifts	10,932.09	
Title I Book Acct	395.00	
School Vending	2,904.52	
Benevolent Fund	12,507.74	
Lounge Vending	2,803.33	
TOTAL		46,813.80

Mineola Elementary School

Teacher Gifts	3,222.19	
School Annual	3,590.94	
Benevolent Fund	2,410.65	
Advisory Council	5,335.03	
Flower Fund	266.68	
Library Fund	2,801.77	
Lounge Vending	-21.53	
Jump Rope	672.19	
School Vending	23,613.94	
P. E.	7.46	
Kiwanis Kids	209.75	
Super Dads	268.74	
TOTAL		42,377.81

Mineola Middle School

AVID	157.74	
PE-MS	1,095.01	
Flower Fund	186.33	
MS Band	10.00	
Advisory Council	1,364.80	
Choir	201.44	
MS Cheerleaders	3,813.04	
MS Yearbook	2,947.14	
Junior Honor Society	119.00	
Athletic Boosters	614.90	
Library Fund	649.91	
Lounge Vending	953.80	
FCA-MS	4,903.46	
Builder's Club	133.53	
Spirit Crew	188.50	
School Vending	8,198.83	
Benevolent Fund	6,844.35	
Science Club	0.00	
Student Council	1,101.13	
TOTAL		33,482.91

Mineola High School

Athletic Boosters	25,866.79	
Art	974.22	
Auto Mechanics	1,005.48	

Anchor Club	402.88	
Annual Staff	2,385.93	
Athletic Vending	15,488.55	
Athletic Equipment Donations	1,357.28	
Band Fund	8,025.61	
Band Boosters	7,926.77	
Business Club	228.82	
D. E. C. A.	883.89	
Fellowship of Christian Athletes	3,793.44	
Future Farmers of America	477.06	
Future Homemakers of America	1,112.45	
Fishing Club	229.85	
Class of 2016	6,875.49	
Benevolent Fund	2,941.98	
Testing/Tuition	3,335.45	
Lounge Vending	597.46	
Student Technoloty Assoc	2.11	
I-Pad fees	23,215.94	
Choir	1,918.59	
Class of 2018	1,820.00	
Key Club	2,776.73	
Library Fund	758.92	
S.P.I.E. Grant	1,878.53	
Junior Historians	954.75	
National Honor Society	89.42	
Nature Trail	51.64	
Summer Camp	826.20	
Project Graduation	-19.06	
H. S. Players/Drama	523.62	
Flower Fund	1,143.55	
Student Council	310.57	
Scholarship Fund	36,213.00	
Class of 2019	2,120.00	
Soccer Club	1,185.75	
Class of 2017	12,845.22	
Slot Car Racing	1,879.65	
Girl's Athletic Scholarship	95.99	
Varsity Cheerleaders	5,520.35	
AVID	159.81	
School Vending	6,769.74	
TOTAL		186,950.42

WOOD COUNTY SPECIAL EDUCATION SSA


Activity Fund	1,924.69	
TOTAL		1,924.69

**TEXPOOL
PORTFOLIO SUMMARY
ACTIVITY FOR MONTH ENDING
May 31, 2016**

LOCAL MAINTENANCE

<i>Investments</i>	<i>Cost</i>	<i>Market</i>	<i>Ratio</i>	<i>Interest Rate</i>
Beginning of period	27,285.79	27,285.79	100.00%	0.34%
Deposits	0.00			
Withdrawals	0.00			
Interest accrued	7.86			
End of Period	27,293.65	27,293.65	100.00%	0.34%

This report is in compliance with the investment strategies as approved by the Public Funds Investment Act



Investment Officer

**TEXPOOL
PORTFOLIO SUMMARY
ACTIVITY FOR MONTH ENDING
May 31, 2016**

FOOD SERVICE

<i>Investments</i>	<i>Cost</i>	<i>Market</i>	<i>Ratio</i>	<i>Interest Rate</i>
Beginning of period	12.20	12.20	100.00%	0.34%
Deposits	0.00			
Withdrawals	0.00			
Interest accrued	0.00			
End of Period	12.20	12.20	100.00%	0.34%

This report is in compliance with the investment strategies as approved by the Public Funds Investment Act



Investment Officer

TEXPOOL
PORTFOLIO SUMMARY
ACTIVITY FOR MONTH ENDING
May 31, 2016

INTEREST & SINKING

<i>Investments</i>	<i>Cost</i>	<i>Market</i>	<i>Ratio</i>	<i>Interest Rate</i>
Beginning of period	107,339.35	107,339.35	100.00%	0.34%
Deposits	0.00			
Withdrawals	0.00			
Interest accrued	31.00			
End of Period	107,370.35	107,370.35	100.00%	0.34%

This report is in compliance with the investment strategies as approved by the Public Funds Investment Act



Investment Officer

**TEXPOOL
PORTFOLIO SUMMARY
ACTIVITY FOR MONTH ENDING
May 31, 2016**

WORKERS COMPENSATION

<i>Investments</i>	<i>Cost</i>	<i>Market</i>	<i>Ratio</i>	<i>Interest Rate</i>
Beginning of period	435,559.63	435,559.63	100.00%	0.34%
Deposits	0.00			
Withdrawals	1,058.82			
Interest accrued	125.55			
End of Period	434,626.36	434,626.36	100.00%	0.34%

This report is in compliance with the investment strategies as approved by the Public Funds Investment Act



Investment Officer

**EDWARD JONES
PORTFOLIO SUMMARY
ACTIVITY FOR MONTH ENDING
May 31, 2016**

MARILYN MERRITT WILSON TRUST

<i>Investments</i>	<i>Cost</i>	<i>Market</i>	<i>Original Value</i>	<i>Ratio</i>	<i>Combined Interest Rate</i>
Beginning of period	476,343.06	476,343.06	435,931.44	100.00%	0.00%
Assets added	0.00		30,254.70		
Assets added	0.00		52.82		
Deposits-Interest	406.46		38,819.95		
Scholarships	0.00		2,000.00		
Change in Value YTD	1,740.85		-24,568.54		
End of Period	478,490.37	478,490.37	478,490.37	100.00%	0.00%

This report is in compliance with the investment strategies as approved by the Public Funds Investment Act

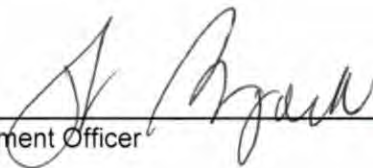

Investment Officer

**EDWARD JONES
PORTFOLIO SUMMARY
ACTIVITY FOR MONTH ENDING
May 31, 2016**

DAN PEACOCK TRUST

<i>Investments</i>	<i>Cost</i>	<i>Market</i>	<i>Original Value</i>	<i>Ratio</i>	<i>Combined Interest Rate</i>
Beginning of period	15,953.34	15,953.34	16,094.29	100.00%	0.00%
Assets Added	0.00		500.00		
Deposits-Interest	0.00		898.64		
Scholarships	0.00		1,000.00		
Change in Value YTD	93.43		-446.16		
End of Period	16,046.77	16,046.77	16,046.77	100.00%	0.00%

This report is in compliance with the investment strategies as approved by the Public Funds Investment Act


Investment Officer

**EDWARD JONES
PORTFOLIO SUMMARY
ACTIVITY FOR MONTH ENDING
May 31, 2016**

G. W. ENGLISH TRUST

<i>Investments</i>	<i>Cost</i>	<i>Market</i>	<i>Original Value</i>	<i>Ratio</i>	<i>Combined Interest Rate</i>
Beginning of period	240,354.97	240,354.97	235,708.14	100.00%	0.00%
Deposits-Interest	177.58		19,134.40		
Scholarships	0.00		1,000.00		
Change in Value YTD	821.66		-12,488.33		
End of Period	241,354.21	241,354.21	241,354.21	100.00%	0.00%

This report is in compliance with the investment strategies as approved by the Public Funds Investment Act




 Investment Officer

**MINEOLA COMMUNITY BANK
PORTFOLIO SUMMARY
ACTIVITY FOR MONTH ENDING
May 31, 2016**

JUDGE TRUST

<i>Investments</i>	<i>Cost</i>	<i>Market</i>	<i>Ratio</i>	<i>Interest Rate</i>
Beginning of period				
CD	18,000.00	18,000.00	100.00%	0.60%
CD	24,329.52	24,329.52	100.00%	0.60%
CD	26,814.59	26,814.59	100.00%	0.60%
SAVINGS ACCT	1,645.13	1,645.13	100.00%	0.25%
Deposits	0.00			
Withdrawals	0.00			
Quarterly Interest	0.00			
End of Period	1,645.13			
CD	18,000.00	18,000.00	100.00%	0.60%
CD	24,329.52	24,329.52	100.00%	0.60%
CD	26,814.59	26,814.59	100.00%	0.60%
SAVINGS ACCT	1,645.13	6,145.13	100.00%	0.25%

This report is in compliance with the investment strategies as approved by the Public Funds Investment Act




 Investment Officer

PORTFOLIO SUMMARY
ACTIVITY FOR MONTH ENDING
May 31, 2016

CERTIFICATE OF DEPOSIT/SAVINGS

<i>Investments</i>	<i>Cost</i>	<i>Market</i>	<i>Ratio</i>	<i>Interest Rate</i>
Beginning of period	8,048,128.99	8,048,128.99	100.00%	
Deposits	1,994.08			
Withdrawals	700,000.00			
End of period	7,350,123.07	7,350,123.07		
Interest Accrued	4,434.67			
End of Period				
Bank Texas				
CD # 8025567	266,956.54	266,956.54	100.00%	1.00%
Bank Texas				
CD # 8025872	1,076,931.19	1,076,931.19	100.00%	1.00%
First National Bank-Gilmer in Mineola				
CD # 1005229	242,973.28	242,973.28	100.00%	0.75%
Mineola Community				
CD # 01-00542339-9	161,143.30	161,143.30	100.00%	0.60%
Capital One				
Savings #3830656862	5,396,441.67	5,396,441.67	100.00%	0.40%
City National Bank				
CD #10305497	205,677.09	205,677.09	100.00%	1.00%

This report is in compliance with the investment strategies as approved by the Public Funds Investment Act




 Investment Officer

**CAPITAL ONE BANK
PORTFOLIO SUMMARY
ACTIVITY FOR MONTH ENDING
May 31, 2016**

WOOD COUNTY SPECIAL EDUCATION SHARED SERVICES ARRANGEMENT

<i>Investments</i>	<i>Cost</i>	<i>Market</i>	<i>Ratio</i>	<i>Interest Rate</i>
Beginning of period	780,616.94	780,616.94	100.00%	0.40%
Deposits	30,000.00			
Withdrawals	0.00			
Interest accrued	266.81			
End of Period	810,883.75	810,883.75	100.00%	0.40%

This report is in compliance with the investment strategies as approved by the Public Funds Investment Act



Investment Officer

**TEXPOOL
PORTFOLIO SUMMARY
ACTIVITY FOR MONTH ENDING
May 31, 2016**

WOOD COUNTY SPECIAL EDUCATION SHARED SERVICES ARRANGEMENT

<i>Investments</i>	<i>Cost</i>	<i>Market</i>	<i>Ratio</i>	<i>Interest Rate</i>
Beginning of period	15,422.29	15,422.29	100.00%	0.34%
Deposits	0.00			
Withdrawals	0.00			
Interest accrued	4.40			
End of Period	15,426.69	15,426.69	100.00%	0.34%

This report is in compliance with the investment strategies as approved by the Public Funds Investment Act



Investment Officer

TEXPOOL
PORTFOLIO SUMMARY
ACTIVITY FOR MONTH ENDING
May 31, 2016

WOOD COUNTY SPECIAL EDUCATION SHARED SERVICES ARRANGEMENT
WORKER'S COMPENSATION

<i>Investments</i>	<i>Cost</i>	<i>Market</i>	<i>Ratio</i>	<i>Interest Rate</i>
Beginning of period	15,862.33	15,862.33	100.00%	0.34%
Deposits	0.00			
Withdrawals	65.00			
Interest accrued	4.64			
End of Period	15,801.97	15,801.97	100.00%	0.34%

This report is in compliance with the investment strategies as approved by the Public Funds Investment Act



Investment Officer

BANK: 01 LOCAL MAINTENANCE

CHECK TYPE	CHECK NUMBER	CHECK DATE	CHECK AMOUNT	REMITTED TO
OFFC	67184	5-03-2016	190.46	10520 COMFORT INN - <i>DOLLER, SHIPP</i>
SYST	67185	5-16-2016	423.12	10483 ZOO-PHONICS - <i>KINDERGARTEN</i>
SYST	67186	5-16-2016	947.39	7604 ABLES-LAND, INC - <i>NO OFFICE</i>
SYST	67187	5-16-2016	290.52	6085 ACE HARDWARE - <i>MAINTENANCE</i>
SYST	67188	5-16-2016	345.00	9851 API SYSTEMS INC - <i>MAINTENANCE</i>
SYST	67189	5-16-2016	56.50	10424 ASHLEY MADSEN - <i>REFUND ACT</i>
SYST	67190	5-16-2016	189.90	3549 AT&T - <i>PHONE LINE</i>
SYST	67191	5-16-2016	24.46	3533 AT&T LONG DISTANCE - <i>LONG DISTANCE</i>
SYST	67192	5-16-2016	91.77	10290 AUTOMATIC PROPANE GAS AND SUPPLY,LL - <i>Vo Ag</i>
SYST	67193	5-16-2016	1,450.00	8429 AVID CENTER - <i>Stanley, VANCKLEAVE</i>
SYST	67194	5-16-2016	1,467.50	5672 B & W COMMUNICATIONS - <i>MAINTENANCE</i>
SYST	67195	5-16-2016	121,019.98	10521 BANK OF TEXAS - <i>1st TURF DVMT</i>
SYST	67196	5-16-2016	81.83	5517 BARNES & NOBLE BOOKSELLERS, INC. - <i>5th G</i>
SYST	67197	5-16-2016	1,521.39	1467 BAXTER SALES COMPANY, INC. - <i>MAINTENANCE</i>
SYST	67198	5-16-2016	15,599.07	9604 C AND R SERVICES - <i>Security Camera</i>
SYST	67199	5-16-2016	313.28	1033 CADE'S BUILDING MATERIALS, INC. - <i>MAINTENANCE, Vo Ag</i>
SYST	67200	5-16-2016	29.68	9135 CARLA TAYLOR - <i>REIMBURSE</i>
SYST	67201	5-16-2016	306.54	6944 CDW GOVERNMENT, INC - <i>TECH SUPPLY</i>
SYST	67202	5-16-2016	741.77	571 CENTERPOINT ENERGY RESOURCES CORP. - <i>GAS</i>
SYST	67203	5-16-2016	38.00	3935 CHERYL'S LAKE COUNTRY FLORIST - <i>Balloons</i>
SYST	67204	5-16-2016	179.87	10527 CHICK-FIL-A - <i>TRACK</i>
SYST	67205	5-16-2016	170.00	9674 CHRIS BRANNAN - <i>REIMBURSE</i>
VOID	67206	5-16-2016	900.00	9674 CHRIS BRANNAN - <i>VOID</i>
SYST	67207	5-16-2016	95.00	9789 CHUCK ALLEN - <i>GAME OFFICIAL</i>
SYST	67208	5-16-2016	133.00	10503 CICI'S PIZZA - <i>CHOIR MEAL</i>
SYST	67209	5-16-2016	656.70	5938 CLASSROOMDIRECT - <i>1st G, 8th G, KINDERGARTEN, Ed Sp Ed</i>
SYST	67210	5-16-2016	260.00	7834 CLAY EWELL EDUCATIONAL SERVICES - <i>Vo Ag</i>
SYST	67211	5-16-2016	1,358.90	10181 COMFORT INN & SUITES - <i>HS WIL</i>
SYST	67212	5-16-2016	140.20	10545 DAYLE LEE GOODMAN - <i>GAME OFFICIAL</i>
SYST	67213	5-16-2016	692.58	557 DEALERS ELECTRICAL SUPPLY CO. - <i>MAINTENANCE</i>
SYST	67214	5-16-2016	44.39	9702 DEBORAH ARMSTRONG - <i>REIMBURSE</i>
SYST	67215	5-16-2016	1,361.95	1139 DEMCO, INC. - <i>PS LIBRARY</i>
SYST	67216	5-16-2016	4,152.65	8444 DUKO OIL CO, INC - <i>TRANSPORTATION</i>
SYST	67217	5-16-2016	376.42	6961 EAI EDUCATION - <i>3rd G</i>
SYST	67218	5-16-2016	44.00	563 EAST TEXAS ALARM, INC. - <i>MAINTENANCE</i>
SYST	67219	5-16-2016	318.00	854 EBSCO INFORMATION SERVICES - <i>HS LIBRARY</i>
SYST	67220	5-16-2016	62.50	1412 EDGEWOOD ISD - <i>TENNIS</i>
SYST	67221	5-16-2016	1,800.00	7413 ERI CONSULTING INC - <i>AHERA YEARLY UPDATE</i>
SYST	67222	5-16-2016	300.00	7167 FAMILY CONSUMER SCIENCES CONFERENCE - <i>FCCLA</i>
SYST	67223	5-16-2016	2,224.00	8711 FIRETROL PROTECTION SYSTEMS, INC. - <i>MAINTENANCE</i>
SYST	67224	5-16-2016	816.70	2170 FLATT STATIONERS, INC. - <i>NURSE, Ed OFFICE</i>
SYST	67225	5-16-2016	547.22	7703 G&K SERVICES - <i>MAINTENANCE, TRANSPORTATION, CUSTODIAL</i>
SYST	67226	5-16-2016	15.69	920 GLEN DOSSETT - <i>REIMBURSE</i>
SYST	67227	5-16-2016	535.00	581 GOGGANS TIRE SERVICE - <i>TRANSPORTATION</i>
SYST	67228	5-16-2016	1,076.90	7809 GRADUATE SALES LIMITED - <i>GRADUATION</i>
SYST	67229	5-16-2016	167.22	4548 GRAINGER - <i>MAINTENANCE</i>
SYST	67230	5-16-2016	162.50	5402 HARDY COOK & HARDY, PC - <i>SCHOOL ATTNY</i>
SYST	67231	5-16-2016	367.50	6327 HERRINGTON HEAT & AC - <i>MAINTENANCE</i>

BANK: 01 LOCAL MAINTENANCE

TYPE	CHECK NUMBER	CHECK DATE	CHECK AMOUNT	REMITTED TO
SYST	67232	5-16-2016	1,293.38	3133 HYATT REGENCY DALLAS - AVID
SYST	67233	5-16-2016	260.00	8901 JASON GOODSON - WIL MEALS
SYST	67234	5-16-2016	25.00	10336 JIM BEST - REIMBURSE
SYST	67235	5-16-2016	177.02	8168 JOE DRENNON - REIMBURSE
SYST	67236	5-16-2016	116.38	8706 JOE TEMPLE - GAME OFFICIAL
SYST	67237	5-16-2016	115.32	6789 JOHN HUMMELL - GAME OFFICIAL
SYST	67238	5-16-2016	1,600.00	6691 JOHNNY NEIDHOLT - Pd GYM RAMP
SYST	67239	5-16-2016	44.48	10543 JOSEPH ARMSTRONG - REIMBURSE
SYST	67240	5-16-2016	280.84	10239 KIM TUNNELL - REIMBURSE
SYST	67241	5-16-2016	198.30	8945 KODY THOMPSON - GAME OFFICIAL
SYST	67242	5-16-2016	1,328.99	1526 LAKESHORE LEARNING MATERIALS - 1st G, 5th G, Head Start
SYST	67243	5-16-2016	795.96	6280 LONGHORN FORD - TRANSPORTATION
SYST	67244	5-16-2016	429.93	2686 LOWE'S - MAINTENANCE
SYST	67245	5-16-2016	43.34	631 MARK'S PLUMBING PARTS - MAINTENANCE
SYST	67246	5-16-2016	60.50	6468 MATHESON TRI-GAS, INC. - AUTO MECHANICS
SYST	67247	5-16-2016	31.90	10121 MELISSA FISHER - REIMBURSE
VOID	67248	5-16-2016	2,134.22	9884 MICROTEL INN - VOID
SYST	67249	5-16-2016	288.00	10542 MIKE GOOLSBY - GAME OFFICIAL
SYST	67250	5-16-2016	1,089.31	1457 MINEOLA AUTO SUPPLY - AUTO MECH
SYST	67251	5-16-2016	7,579.23	8076 MINEOLA ISD TAX COLLECTOR - AUTO TAX DYMNT
SYST	67252	5-16-2016	432.30	649 MINEOLA MONITOR - ADMIN
SYST	67253	5-16-2016	6,334.10	1815 MINEOLA SUPPLY COMPANY, INC. - CUSTODIAL
SYST	67254	5-16-2016	47.66	8155 MUNICIPAL SERVICES BUREAU - Toll Chgs
SYST	67255	5-16-2016	330.45	672 NASCO - Hd MATH
SYST	67256	5-16-2016	15.69	921 NELDA SHIPP - REIMBURSE
SYST	67257	5-16-2016	235.97	10501 NOR-TEX TRACTOR - MAINTENANCE
SYST	67258	5-16-2016	6.85	8156 NORTH TEXAS TOLLWAY AUTHORITY - Toll Chgs
SYST	67259	5-16-2016	770.56	10509 NOVEL UNITS, INC - Hd ENGLISH
SYST	67260	5-16-2016	1,598.40	5531 PERDUE, BRANDON, FIELDER, COLLINS & - DEL TAX ARRY - APRIL
SYST	67261	5-16-2016	102.81	8506 PHILLIP RAGLIN - GAME OFFICIAL
SYST	67262	5-16-2016	151.48	688 PITNEY BOWES INC - ADMIN
SYST	67263	5-16-2016	614.00	10237 R-SQUARED SECURITY SERVICES, LLC - Security CAMERAS
SYST	67264	5-16-2016	125.65	7548 REALLY GOOD STUFF, INC - 1st G, 4th G
SYST	67265	5-16-2016	777.00	5370 REPUBLIC SERVICES - TRASH PICK-UP
SYST	67266	5-16-2016	1,254.43	8442 RUSH BUS CENTERS - TRANSPORTATION
SYST	67267	5-16-2016	4,947.00	9526 S & S ROOFING INC - Hd GYM
SYST	67268	5-16-2016	7,171.64	10308 SCHOOL OUTFITTERS - Hd FURNITURE
SYST	67269	5-16-2016	212.27	724 SCHOOL SPECIALTY, INC. - 5th G
SYST	67270	5-16-2016	93.14	5411 SHANE HELMS - GAME OFFICIAL
SYST	67271	5-16-2016	546.30	8583 SHERATON DALLAS - FCCLA
SYST	67272	5-16-2016	699.00	10370 SKYWARD, INC - DATA MIGRATION
SYST	67273	5-16-2016	121.94	10235 SMITH COUNTY LUMBER - MAINTENANCE
SYST	67274	5-16-2016	309.85	10451 SUBWAY - Athletic MEAL
SYST	67275	5-16-2016	56.50	10544 SUSAN CARUSO - REFUND ACT
SYST	67276	5-16-2016	536.74	10261 SWEETWATER AUDIO - DRAMA
SYST	67277	5-16-2016	260.00	5160 SWORD COMPANY - MAINTENANCE
SYST	67278	5-16-2016	151.68	763 TASB, INC - Local Update
SYST	67279	5-16-2016	1,642.07	5035 TATUM MUSIC CO, INC - BAND

BANK: 01 LOCAL MAINTENANCE

CHECK TYPE	CHECK NUMBER	CHECK DATE	CHECK AMOUNT	REMITTED TO
SYST	67280	5-16-2016	478.00	8119 TCEA - <i>KARCH, BRANNAN</i>
SYST	67281	5-16-2016	415.29	10517 TEACHER DIRECT - <i>4th G</i>
SYST	67282	5-16-2016	376.05	10529 TEMPLE GARDEN INN - <i>NURSES</i>
SYST	67283	5-16-2016	265.00	1289 TEXAS ASSOC. OF ASSESSING OFFICERS - <i>RODEBERRY</i>
SYST	67284	5-16-2016	100.00	10519 TEXAS COMPTROLLER OF PUBLIC ACCOUNT - <i>PURCHASING COOP</i>
SYST	67285	5-16-2016	21.00	774 TEXAS DEPT OF PUBLIC SAFETY - <i>CRIMINAL HISTORY</i>
SYST	67286	5-16-2016	700.00	2108 TMEA - <i>Mid Honor Band</i>
SYST	67287	5-16-2016	93.94	7149 TRACTOR SUPPLY CREDIT PLAN - <i>MAINTENANCE</i>
SYST	67288	5-16-2016	135.00	10526 TRAEF - <i>FCCLA</i>
SYST	67289	5-16-2016	550.00	8607 TUMBLEWEED PRESS, INC - <i>PAJES LIBRARY</i>
SYST	67290	5-16-2016	11.85	10090 TXTAG - <i>Tell Cops</i>
SYST	67291	5-16-2016	2,475.00	3943 TYLER JUNIOR COLLEGE - <i>Student Tuition</i>
SYST	67292	5-16-2016	4,000.00	5654 U S POSTAL SERVICE - <i>POSTAGE</i>
SYST	67293	5-16-2016	368.86	801 UNIVERSAL TIME EQUIPMENT COMPANY - <i>MAINTENANCE</i>
SYST	67294	5-16-2016	9.13	7840 UPS - <i>Shipping</i>
SYST	67295	5-16-2016	1,000.00	6290 VICTORY SOUND COMMUNICATIONS, INC. - <i>MAINTENANCE</i>
VOID	67296	5-16-2016	0.00	VOID CHECK FROM SYSTEM
SYST	67297	5-16-2016	1,145.82	822 WAL-MART STORES TEXAS, LLC - <i>TRANSPORTATION, Adm, 1st G, 2nd G, DRAMA, Ho Council, Ho Science, Ed Council, MAINTENANCE</i>
SYST	67298	5-16-2016	748.12	7417 WALDEN POWER EQUIPMENT - <i>MAINT</i>
SYST	67299	5-16-2016	198.32	10179 WHATABURGER - <i>ATHLETIC MEALS</i>
SYST	67300	5-16-2016	1,443.75	2827 WILLIAMS SPORTING GOODS - <i>ATHLETICS</i>
SYST	67301	5-16-2016	47,110.87	837 WOOD COUNTY SPECIAL EDUCATION SSA - <i>monthly SpEd</i>
SYST	67302	5-16-2016	250.00	6505 WYATT'S TOWING - <i>TRANSPORTATION</i>
OFFC	67303	5-24-2016	75.00	10550 SARA THOMPSON - <i>BAND JUDGE</i>
OFFC	67304	5-24-2016	75.00	10551 AMANDA MARSH - " "
OFFC	67305	5-25-2016	89.03	822 WAL-MART STORES TEXAS, LLC - <i>MAINTENANCE</i>
OFFC	67306	5-25-2016	475.00	9674 CHRIS BRANNAN - <i>BAND MEALS</i>
OFFC	67307	5-25-2016	1,552.16	9884 MICROTEL INN - <i>ST BAND</i>
SYST	67308	5-31-2016	26.78	7604 ABLES-LAND, INC - <i>ADMIN</i>
SYST	67309	5-31-2016	17,609.10	745 ABP SOUTHWESTERN ELECTRIC POWER - <i>ELECTRICITY</i>
SYST	67310	5-31-2016	88.08	10560 BEN SCHAEFFER - <i>GAME OFFICIAL</i>
SYST	67311	5-31-2016	59.24	7237 BILL SELF - <i>REIMBURSE</i>
SYST	67312	5-31-2016	256.00	3149 BUDGET BUSINESS SYSTEMS - <i>PD OFF</i>
SYST	67313	5-31-2016	205.20	1329 CHEVRON - <i>VO AG, LIBRARY, TRACK</i>
SYST	67314	5-31-2016	1,488.14	5938 CLASSROOMDIRECT - <i>1st G, 2nd G</i>
SYST	67315	5-31-2016	102,809.40	4447 CYNERGY TECHNOLOGY BY COMPUTERLAND - <i>Chrome Books 9-12</i>
SYST	67316	5-31-2016	226.72	10563 DAMONE THOMPSON - <i>GAME OFFICIAL</i>
SYST	67317	5-31-2016	161.00	7026 DEBBIE LEIBOWITZ - <i>REIMBURSE</i>
SYST	67318	5-31-2016	147.10	10564 DEEDEE THOMPSON - <i>GAME OFFICIAL</i>
SYST	67319	5-31-2016	250.86	6961 EAI EDUCATION - <i>3rd G</i>
SYST	67320	5-31-2016	294.00	10552 EDGEWOOD BULLDOG BOOSTER CLUB - <i>TRACK MEALS</i>
SYST	67321	5-31-2016	324.75	1412 EDGEWOOD ISD - <i>DISTRICT TRACK</i>
SYST	67322	5-31-2016	309.99	2170 FLATT STATIONERS, INC. - <i>PS OFFICE</i>
SYST	67323	5-31-2016	576.00	10020 FLOCABULARY - <i>MS ENGLISH</i>
SYST	67324	5-31-2016	949.11	1141 FOLLETT SCHOOL SOLUTIONS INC - <i>PS LIBRARY</i>
SYST	67325	5-31-2016	782.45	10558 FRIED TECHNOLOGY - <i>KARCH</i>
SYST	67326	5-31-2016	275.00	10569 GINGER KRATZMEYER - <i>REFUND TJC</i>
SYST	67327	5-31-2016	40.00	920 GLEN DOSSETT - <i>VO AG MEALS</i>

BANK: 01 LOCAL MAINTENANCE

CHECK TYPE	CHECK NUMBER	CHECK DATE	CHECK AMOUNT	REMITTED TO
SYST	67328	5-31-2016	128.13	10566 HAYES A LESHER- <i>GAME OFFICIAL</i>
SYST	67329	5-31-2016	11,900.00	6327 HERRINGTON HEAT & AC- <i>PS Lounge, HS Lobby</i>
SYST	67330	5-31-2016	150.00	4267 HOMETOWN TROPHY & AWARD, INC.- <i>MS AWARDS</i>
SYST	67331	5-31-2016	409.50	10577 INGRID B HUDGINS- <i>TAX REFUND</i>
SYST	67332	5-31-2016	182.62	10565 JAMES HOBBS- <i>GAME OFFICIAL</i>
SYST	67333	5-31-2016	217.89	9952 JAMES R GARRISON- <i>GAME OFFICIAL</i>
SYST	67334	5-31-2016	56.11	8901 JASON GOODSON- <i>REIMBURSE</i>
SYST	67335	5-31-2016	111.90	7650 JOHN TALLEY- <i>REIMBURSE</i>
SYST	67336	5-31-2016	292.50	10573 JORDAN T HUNT- <i>GAME OFFICIAL</i>
SYST	67337	5-31-2016	258.88	10567 JUSTIN WIDEMAN- " "
SYST	67338	5-31-2016	88.20	2354 KAPLAN EARLY LEARNING CO- <i>3RD G</i>
SYST	67339	5-31-2016	54.50	10570 KATHRYN DAVENPORT- <i>REFUND SAT</i>
SYST	67340	5-31-2016	85.02	1526 LAKESHORE LEARNING MATERIALS- <i>PRE-K</i>
SYST	67341	5-31-2016	99.47	8169 LUKE BLACKWELL- <i>REIMBURSE</i>
SYST	67342	5-31-2016	95.40	9575 MARY A ROSEBERRY- <i>REIMBURSE</i>
SYST	67343	5-31-2016	180.00	10482 MHS ATHLETIC BOOSTERS- <i>TRACK MEALS</i>
SYST	67344	5-31-2016	258.88	10568 MICAH BOOKER- <i>GAME OFFICIAL</i>
SYST	67345	5-31-2016	204.93	7942 MIKE STEELE- " "
SYST	67346	5-31-2016	419.29	1457 MINEOLA AUTO SUPPLY- <i>AUTO MECHANICS</i>
SYST	67347	5-31-2016	2,354.64	8076 MINEOLA ISD TAX COLLECTOR- <i>AUTO TAX PYMTS</i>
SYST	67348	5-31-2016	175.00	10572 MT PLEASANT CHAPEL HILL ISD- <i>GOLF</i>
SYST	67349	5-31-2016	279.88	672 NASCO- <i>3RD G</i>
SYST	67350	5-31-2016	72.45	6968 NATIONAL SCHOOL PRODUCTS- <i>3RD G</i>
SYST	67351	5-31-2016	15.00	10532 PEAP-ACA- <i>Ed COUNSELOR</i>
SYST	67352	5-31-2016	294.59	683 PENDER'S MUSIC COMPANY- <i>BAND</i>
SYST	67353	5-31-2016	1,159.68	1142 PERMA-BOUND BOOKS- <i>MS LIBRARY</i>
SYST	67354	5-31-2016	2,600.00	10547 PERSONAL ACADEMIC AND CHARACTER EDU- <i>HS scheduling</i>
SYST	67355	5-31-2016	80.93	7548 REALLY GOOD STUFF, INC- <i>3RD G</i>
SYST	67356	5-31-2016	210.76	10561 ROBERT BROOKS- <i>GAME OFFICIAL</i>
SYST	67357	5-31-2016	187.48	5356 SAM'S CLUB DIRECT- <i>PS OFFICE</i>
SYST	67358	5-31-2016	358.48	5356 SAM'S CLUB DIRECT- <i>MS TESTING</i>
SYST	67359	5-31-2016	1,274.52	724 SCHOOL SPECIALTY, INC.- <i>3RD G, MS SpEd, HS OFFICE, MS LIBRARY</i>
SYST	67360	5-31-2016	203.20	10562 SCOTT SNIDOW- <i>GAME OFFICIAL</i>
SYST	67361	5-31-2016	275.00	10571 SHEILA VALEK- <i>REFUND TJC</i>
SYST	67362	5-31-2016	190.00	10463 SPIRIT PRODUCTIONS- <i>DRAMA</i>
SYST	67363	5-31-2016	124.54	10553 SUBWAY- <i>BASEBALL MEALS</i>
SYST	67364	5-31-2016	2,113.22	7168 SUDDENLINK COMMUNICATIONS- <i>PHONE, INTERNET</i>
SYST	67365	5-31-2016	731.40	8567 SULPHUR SPRINGS HIGH SCHOOL- <i>BASEBALL PLAYOFF</i>
SYST	67366	5-31-2016	43.00	10576 TAMATA HARRIS- <i>REFUND SAT</i>
SYST	67367	5-31-2016	15.00	1472 TEXAS HIGH SCHOOL COACHES' ASSOC.- <i>Football</i>
SYST	67368	5-31-2016	66.91	4557 TIM BANKS- <i>GAME OFFICIAL</i>
SYST	67369	5-31-2016	41.79	8425 VERIZON- <i>CELL PHONE</i>
SYST	67370	5-31-2016	3,299.00	807 VISUAL TECHNIQUES, INC.- <i>SUPPLY ALL School</i>
SYST	67371	5-31-2016	506.87	822 WAL-MART STORES TEXAS, LLC- <i>HS WIL, KINDERGARTEN, HS SCIENCE, DECA</i>
SYST	67372	5-31-2016	156.48	10554 WHATABURGER- <i>BASEBALL MEALS</i>
SYST	67373	5-31-2016	630.00	10516 X GRAIN <i>ATHLETICS</i>
OFFC	67699*	5-11-2016	518.84	10181 COMFORT INN & SUITES- <i>ST TRACK</i>

BANK 01 TOTALS

SYSTEM CHECKS	NO CHECKS	CHECK AMOUNTS
SYSTEM CHECKS	181	429,727.91
OFFICE CHECKS	7	2,975.49
VOID CHECKS	3	3,034.22
TOTALS	191	435,737.62