


September 14, 2021

Superintendent's Report





Around the Schools



Canyon del Oro High School (CDO) has had some great CTE activities so far this year. Thanks to the folks at the Arizona Masonry Council, our CDO Dorados in Mr. Ronstadt's construction class got some unique hands-on experience with masonry. At right, Year 1 Culinary Students at Canyon del Oro High School are learning the basics of cooking, as they prepare biscuits and gravy.



Around the Schools



Copper Creek Elementary School brought its Hawk Walk back this year, and what a great day it was! The event featured some refreshing ice pops, a wet and wild run, some guests from Wilson K-8, CDO and IRHS, and a couple of human sundaes. (Kudos to our troopers for the cause, Mr. Matt Abney and Ms. January Multhup).



Around the Schools



One more photo from the Hawk Walk—a rainbow courtesy of Golder Ranch Fire Department and their water hose!



Around the Schools



Ironwood Ridge High School student athlete Tyler Haynie recorded a public service announcement for Teen Lifeline's September Suicide Prevention Campaign. To see Tyler's message, visit Ironwood Ridge's Facebook page.



Prince Elementary staff and students celebrated their favorite colleges last week (looks like quite a fan base for the hometown school). Bear Down!



Around the Schools



The District kicked off its first Feel-Good Friday by inviting Amphitheater staff to wear a shirt with a positive message. Feel-Good Friday will take place on the last Friday of every month. Thanks to all who participated for the smiles and good vibes.





Some Operational Highlights

- NWEA MAP (B.O.Y.) testing is nearing completion. Data will be finalized by early October.
- Professional Development ongoing for ELA and Schoology adoptions – both of which were necessitated by expiring procurements. Both offer such potential!
- Rebound – our focus on restoration and acceleration of learning following hybrid/remote learning modes.
- Amira – new dyslexia screening system implementation.
- Recruitment and retention of staff continues to be a challenge due to applicant shortages, marketplace competition, and wage compression (minimum wage changes). Impacts to bus routes, grounds and maintenance, health office staffing, and instructional assistance in particular.
- ESSER Funds – presenting informational item on September 28, 2021 to review public input, use, and planning thus far.
- Retention Stipends – first payment released last week; Board has approved for next year; will seek approval of same through 2024.
- 12,000 Chromebooks now purchased and received – 1:1 device to student ratio goal is fully realized (and then some, considering desktop units – 1,000 newly acquired; thousands more already in labs and classrooms).



Pima County Metrics -- As of 9/2

Disease Data (same as last report)

Cases over two consecutive weeks (with complete reporting of cases)

Percent Positivity

COVID-19 like illness

Criteria not met	Progress	Criteria met

Health Care System (Same as last report)

Lab Testing Availability and Utilization

Hospital Bed Capacity

Sufficient Personal Protective Equipment (PPE) for Emergency Responders

Criteria not met	Progress	Criteria met

Public Health Response (Same as last report)

Timely case investigation

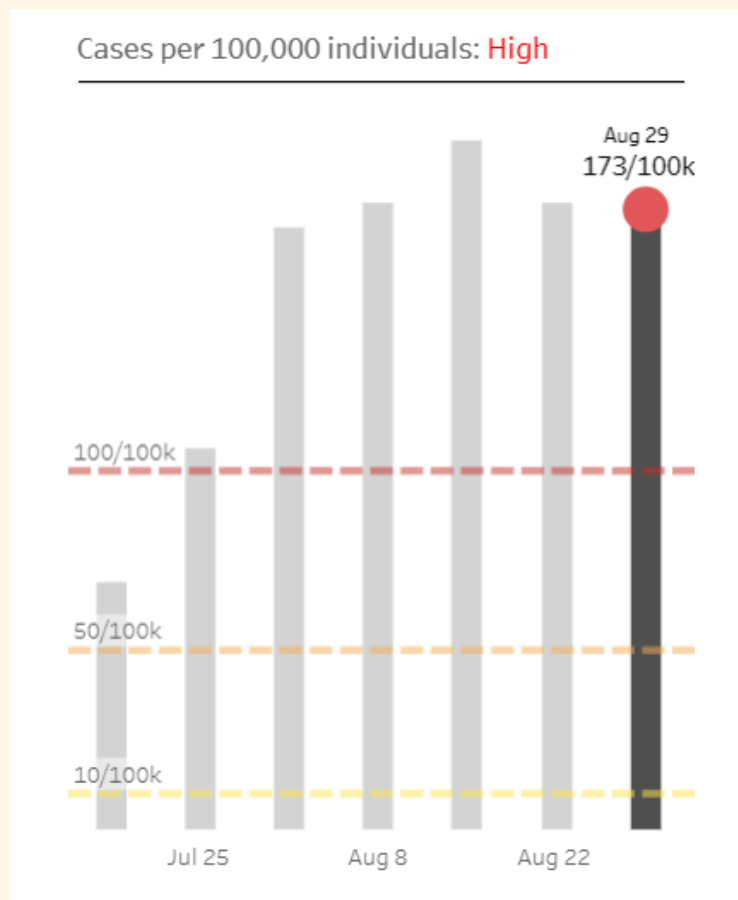
Testing of symptomatic contacts within 48 hours

Facilities/support for patients who can't be discharged home – Statewide

Criteria not met	Progress	Criteria met

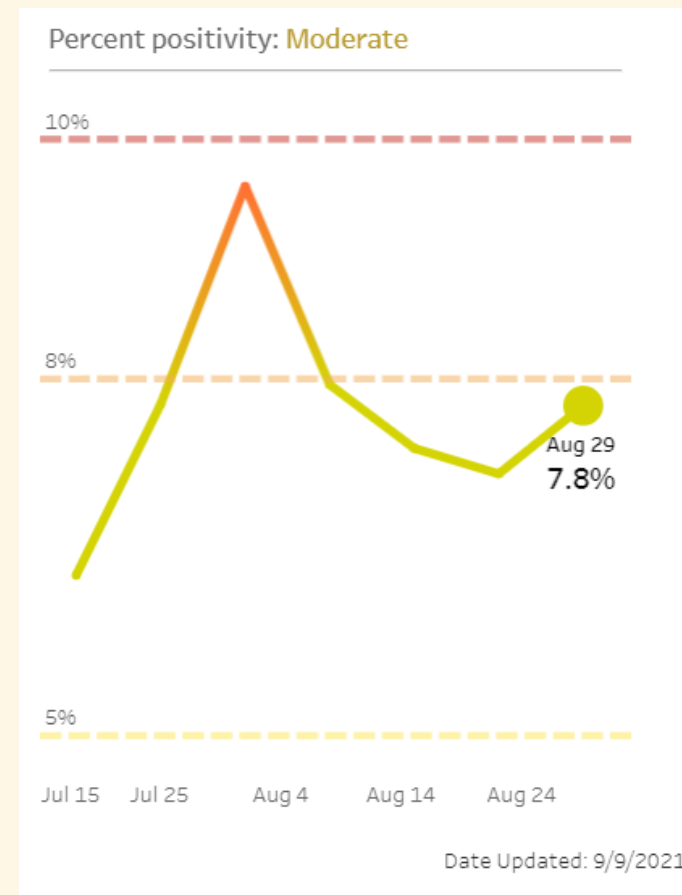


AZDHS Data for Pima County



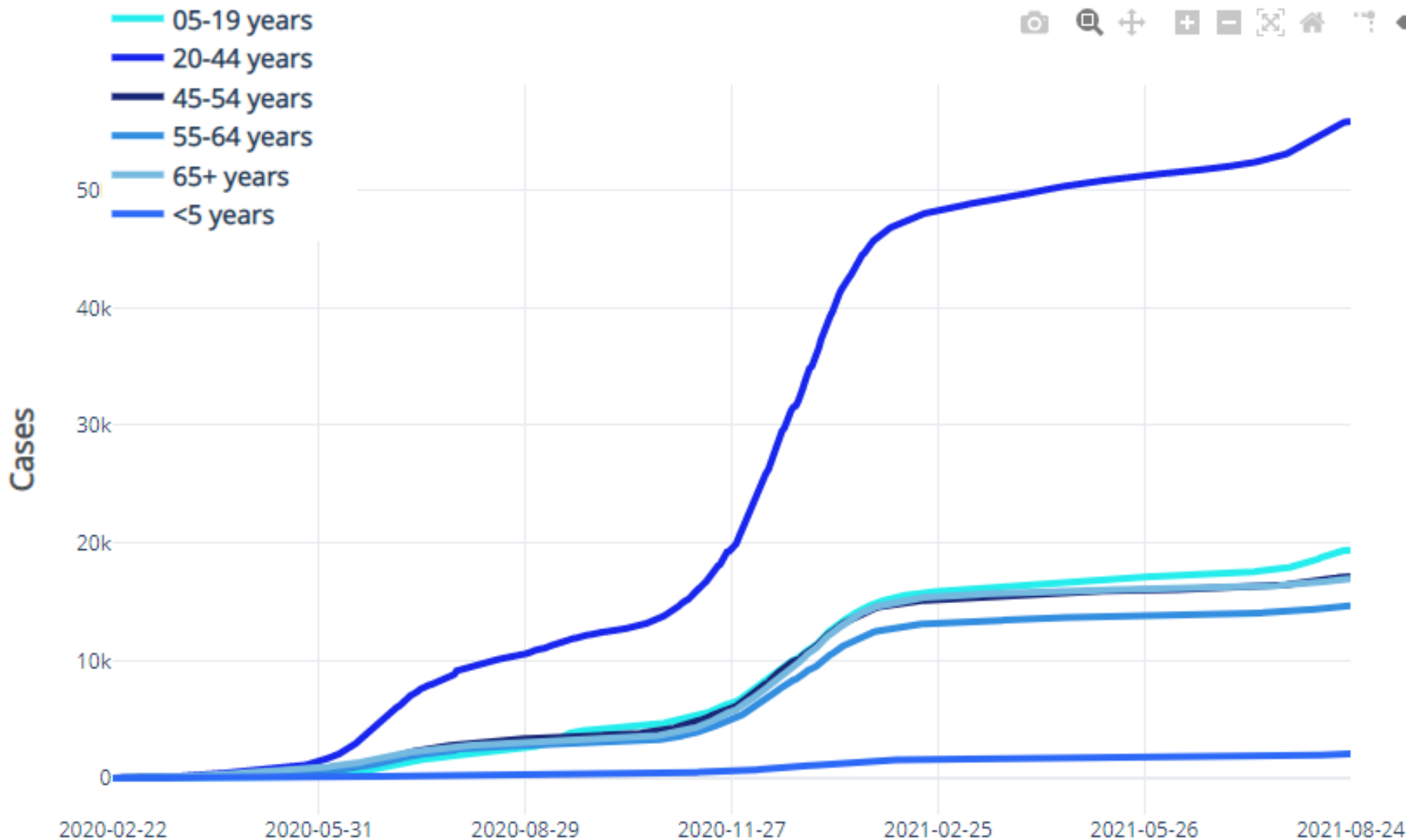
Week of August 22: 175 cases per 100,000 in Pima County.
Week of August 15: 192 cases
Week of August 8: 175 cases
Week of August 1: 168 cases

Week of August 22: Test positivity rate = 7.2%
Week of August 15: 7.4%
Week of August 8: 7.9%
Week of August 1: 9.6%





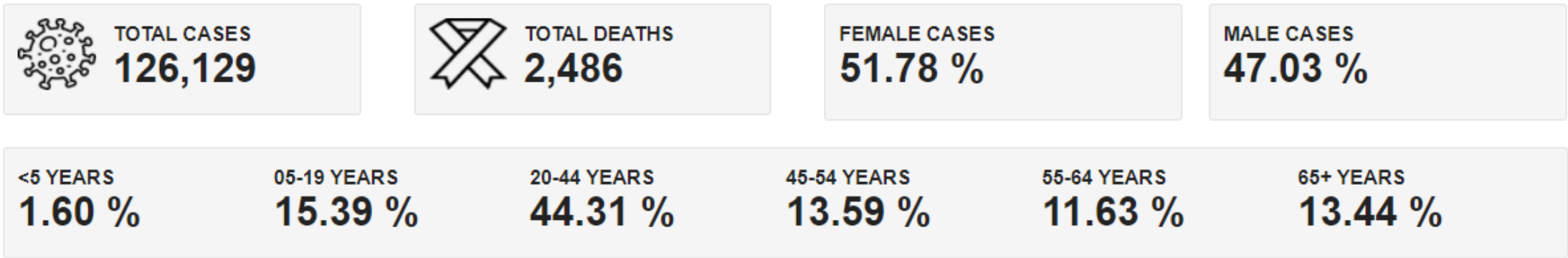
Cumulative Cases Grouped By Age



Source: PCHD – 8/26/2021



Data Snapshot – Pima County



Source: PCHD – 8/26/2021



School Cases – Pima County

School Cases

As reported since July 20, 2021.

Total cases: 947

Outbreaks: 33

Last updated: 8/23/21, 2:05 p.m.

District/category	Cases
Altar Valley	<10
Amphitheater	99
Catalina Foothills	11
Continental	<10
Flowing Wells	23
Marana	184
Sahuarita	42
Sunnyside	68
Tanque Verde	16
Tucson Unified	139
Vail	197
Other	157

School Cases

As reported since July 20, 2021.
Updated Tuesdays & Fridays

Total cases: 1,884

Outbreaks: 66

Last updated: 9/14/21, 9:30 a.m.

District/category	Cases
Amphitheater	203
Catalina Foothills	37
Continental	<10
Flowing Wells	61
Marana	270
Sahuarita	90
Sunnyside	163
Tanque Verde	24
Tucson Unified	403
Vail	256
Other	322

Source: PCHD



District COVID-19 Dashboard

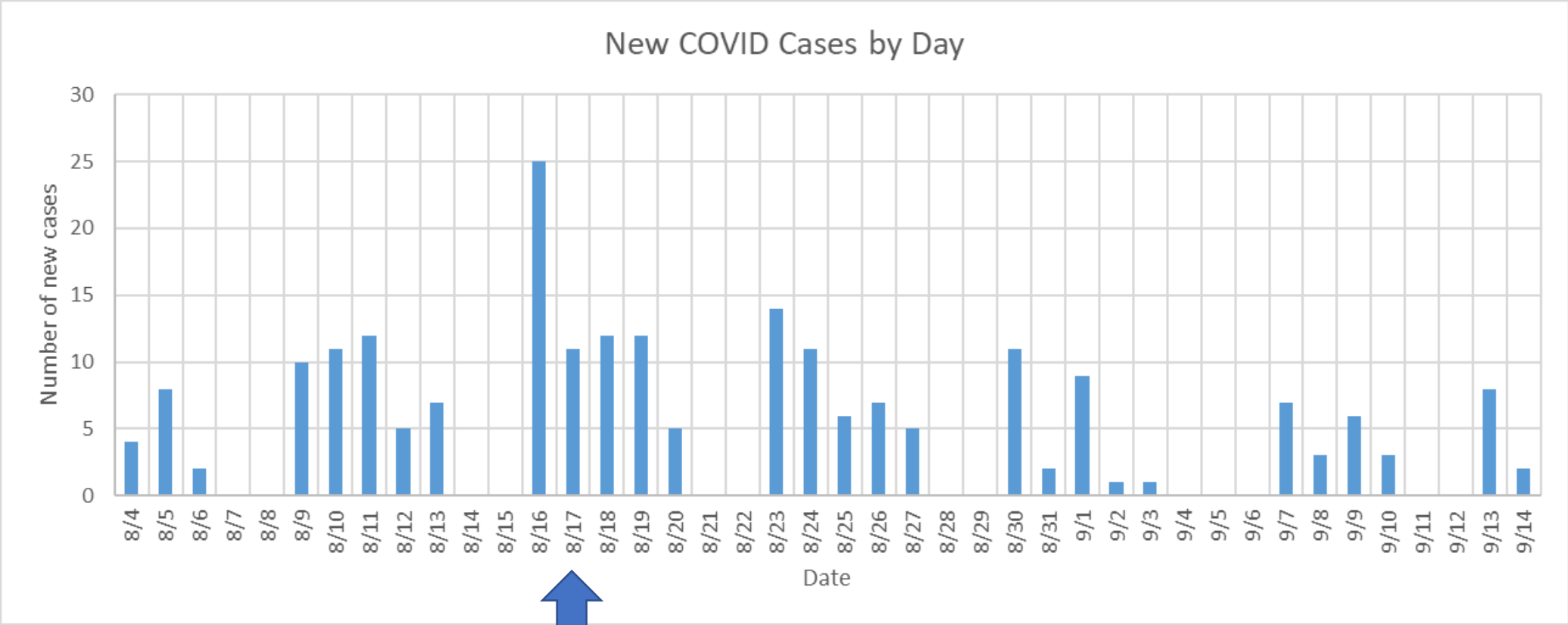
Confirmed Active Case Data as of this morning (9/14/21) (includes staff and students) (13 active cases)

- Amphitheater High School 1
- Coronado K-8 School 4
- Cross Middle School 1
- Ironwood Ridge High School 3
- La Cima Middle School 1
- Nash Elementary School 3
- All Other District Sites 0

At last report (August 24, 2021), there were 55 active cases.



District New Cases by Day (Current School Year)



Masking reinstated



Vaccinations

- Amphitheater is working with PCHD to host and publicize vaccination clinics at our schools – open to the community and eligible students.
- Get vaccinated if you can!

People in Pima

Total number of people who have received at least one dose of COVID-19 vaccine: **550,732**

Increase of 16,200 since last report

Percent of people vaccinated: **52.7%**

Increase of 1.5%

Number of people who are fully vaccinated against COVID-19: **488,976**


Increase of 16,886

Upcoming Vaccination Clinics:

Nash Elementary School, 515 W. Kelso

Wed., October 27, 2021 8:00 am – 4:00 pm

Wed., November 17, 2021 8:00 am – 4:00 pm



Questions?

