



River Forest Public Schools

5Essentials School Survey Overview 2025



Lincoln
Elementary School



Willard
Elementary School



Roosevelt
Middle School

What is the 5Essentials Survey?

- Required by Illinois State Board of Education
- Administered annually to students and staff **by school**; parents are also encouraged to participate in a separate survey
- Developed by University of Chicago based on 20 years of school improvement research, indicating that schools with strong essential indicators predicate success
- Raw data are based on a core of 80 student and 150 teacher questions, compiled into 22 measures of school climate and practice, reflecting “5 essential” components



What are the 5Essentials?

- Effective Leaders
- Collaborative Teachers
- Ambitious Instruction
- Supportive Environment
- Involved Families



Strong Survey Participation in District 90

- The response rate for teachers and students was 93% across the District
- All groups met the thresholds needed to receive data

Schools with Reports	Student Rate	Teacher Rate	Parent Rate
Lincoln Elem School	99.9%	67.3%	37.2%
Roosevelt School	95.8%	85.7%	37.4%
Willard Elem School	99.9%	83.7%	32.1%

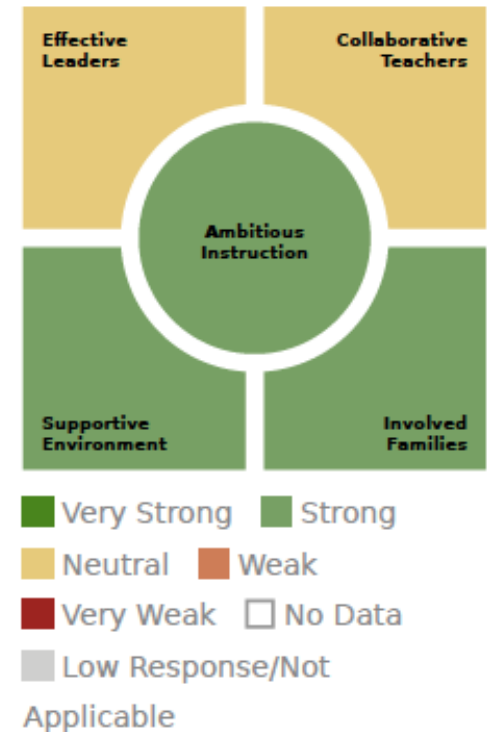


Overview - “Heat Map” Image

Overall, River Forest SD 90 are **well-organized** for improvement on average.

Find full 5Essentials reports at:

district90.org/about/district-state-report-card

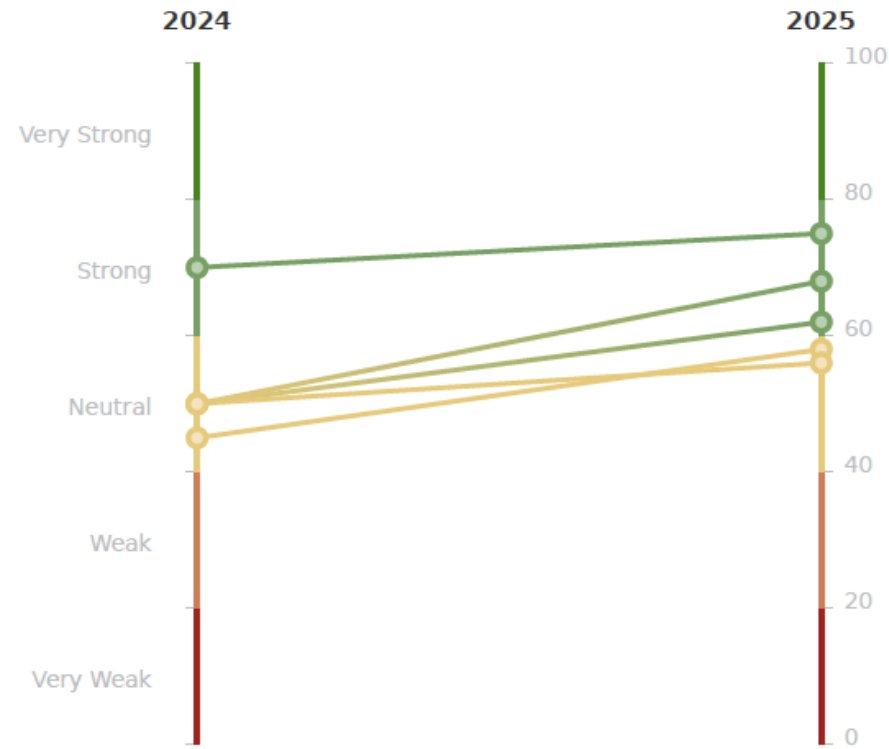


Category Shifts: 2024-25



The 5Essentials

How is River Forest SD 90 performing on each of the 5Essentials in 2025?



Essentials	Performance Across Years		
	2024	2025	
Involved Families	70	75	Strong
Supportive Environment	50	68	Strong
Ambitious Instruction	50	62	Strong
Effective Leaders	45	58	Neutral
Collaborative Teachers	50	56	Neutral

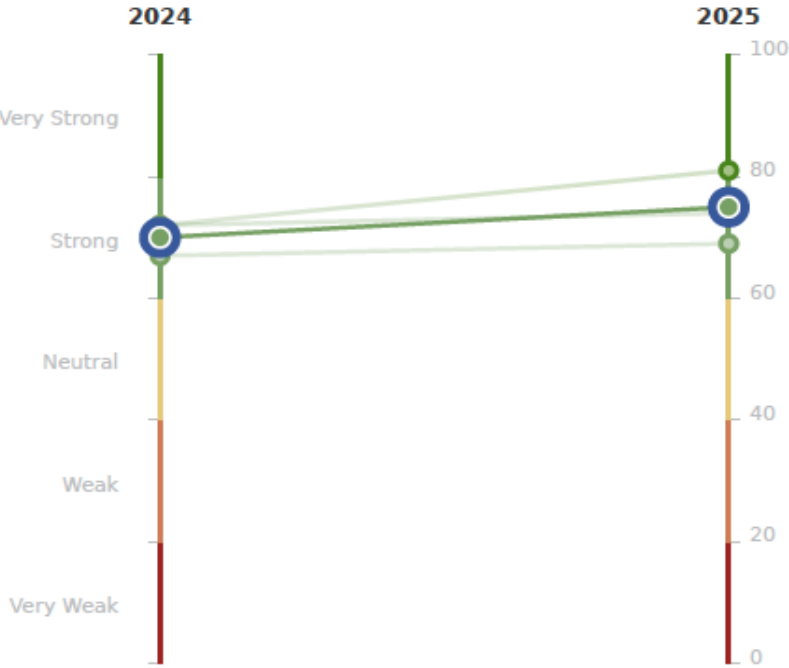
Involved Families

How is River Forest SD 90 performing on Involved Families?

In schools with Involved Families, the entire staff builds strong external relationships. Such schools:

- see parents as partners in helping students learn,
- value parents' input and participation in advancing the school's mission, and
- support efforts to strengthen its students' community resources.

Performance on essential and its underlying measures



Measures	Performance Across Years		Respondent
	2024	2025	
Parent Influence on Decision Making in Schools	72	81	Teacher
Parent Involvement in School	72	74	Teacher
Teacher-Parent Trust	67	69	Teacher

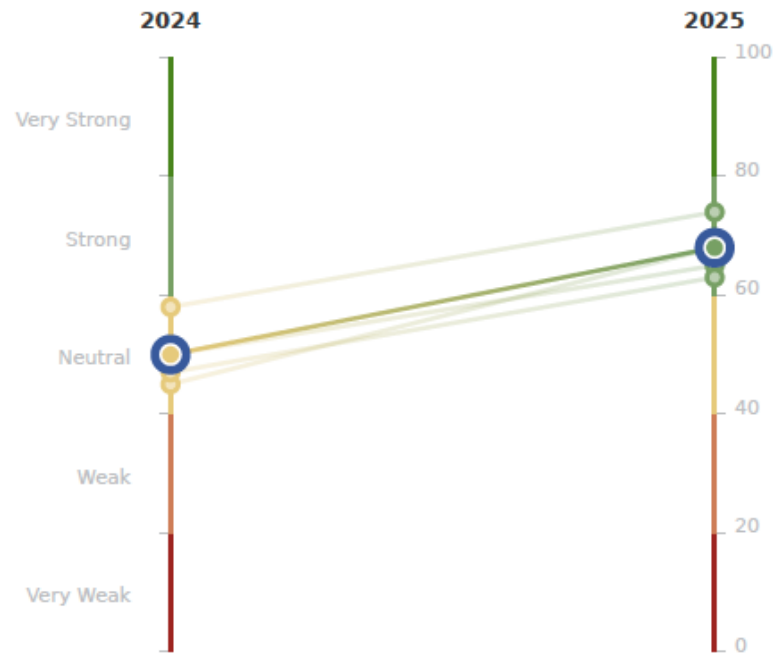
Supportive Environment

How is River Forest SD 90 performing on Supportive Environment?

In schools with a Supportive Environment, the school is safe, demanding, and supportive. In such schools:

- students feel safe in and around the school,
- they find teachers trust-worthy and responsive to their academic needs,
- all students value hard work, and
- teachers push all students toward high academic performance.

Performance on essential and its underlying measures



Measures	Performance Across Years		Respondent
	2024	2025	
Safety	58	74	Student
Academic Personalism	45	68	Student
Peer Support for Academic Work	50	65	Student
Student-Teacher Trust	47	63	Student

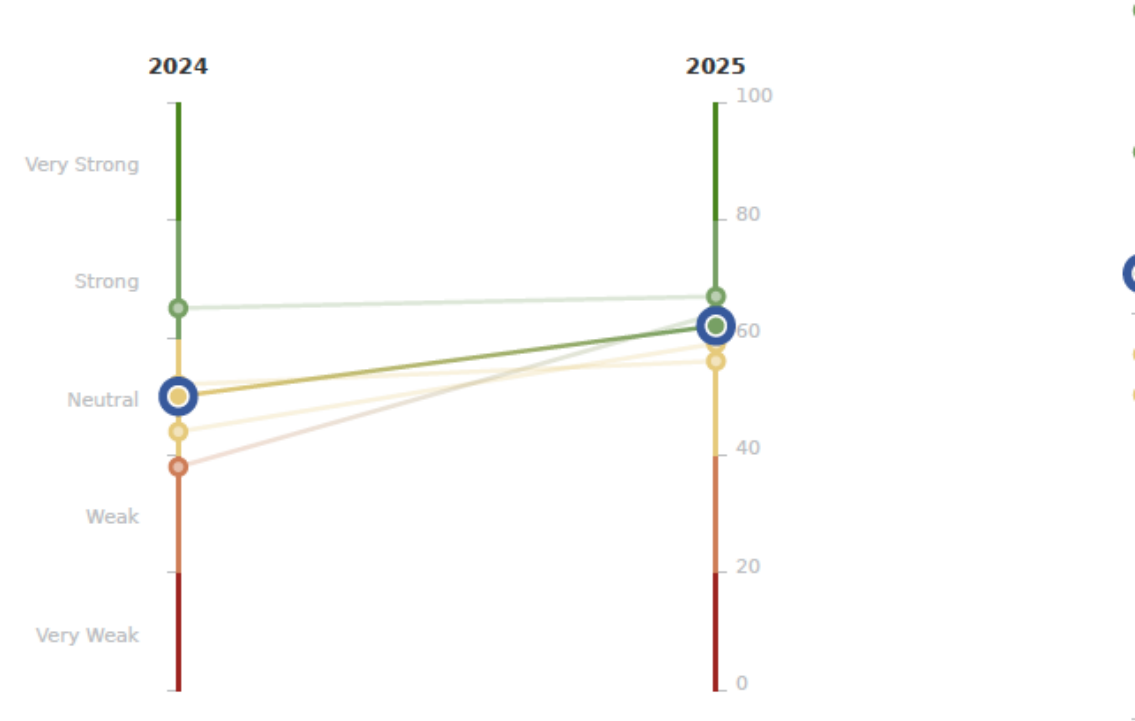
Ambitious Instruction

How is River Forest SD 90 performing on Ambitious Instruction?

In schools with strong Ambitious Instruction, classes are challenging and engaging. The instruction is clear, well-structured, and encourages students to build and apply knowledge. When combined with a supportive environment, Ambitious Instruction has the most direct effect on student learning. It is:

- well-defined with clear expectations for student success,
- interactive and encourages students to build and apply knowledge,
- well-paced (not measured), and
- aligned across grades (not measured).

Performance on essential and its underlying measures



Measures	Performance Across Years		Respondent
	2024	2025	
Quality of Student Discussion	65	67	Teacher
English Instruction	38	64	Student
Academic Press	44	59	Student
Math Instruction	52	56	Student

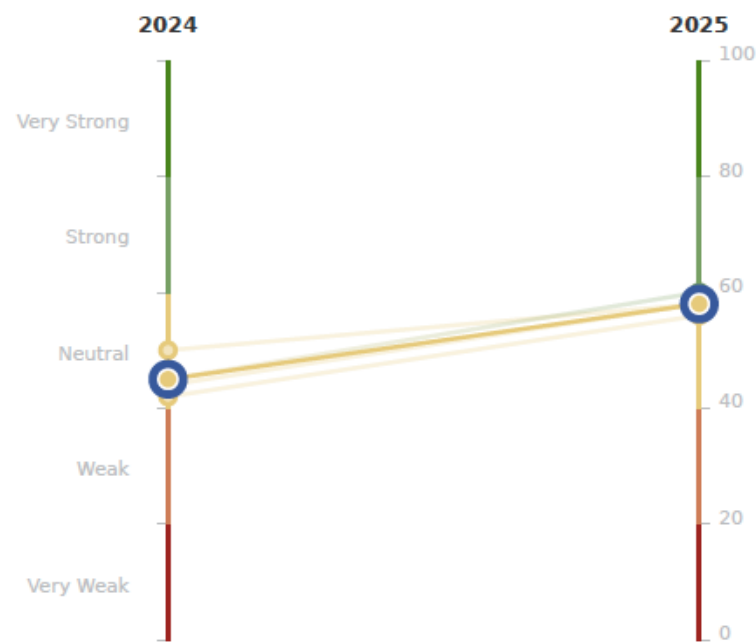
Effective Leaders

How is River Forest SD 90 performing on Effective Leaders?

In schools with Effective Leaders, principals and teachers work together to implement a shared vision. In such schools, people, programs, and resources are focused on a vision for sustained improvement. Leaders:

- practice shared leadership,
- set high goals for quality instruction,
- maintain mutually trusting and respectful relationships,
- support professional advancement for faculty and staff, and
- manage resources for sustained program improvement (not measured).

Performance on essential and its underlying measures



Measures	Performance Across Years		Respondent
	2024	2025	
Teacher-Principal Trust	45	60	Teacher
Program Coherence	44	58	Teacher
Teacher Influence	50	58	Teacher
Instructional Leadership	42	56	Teacher

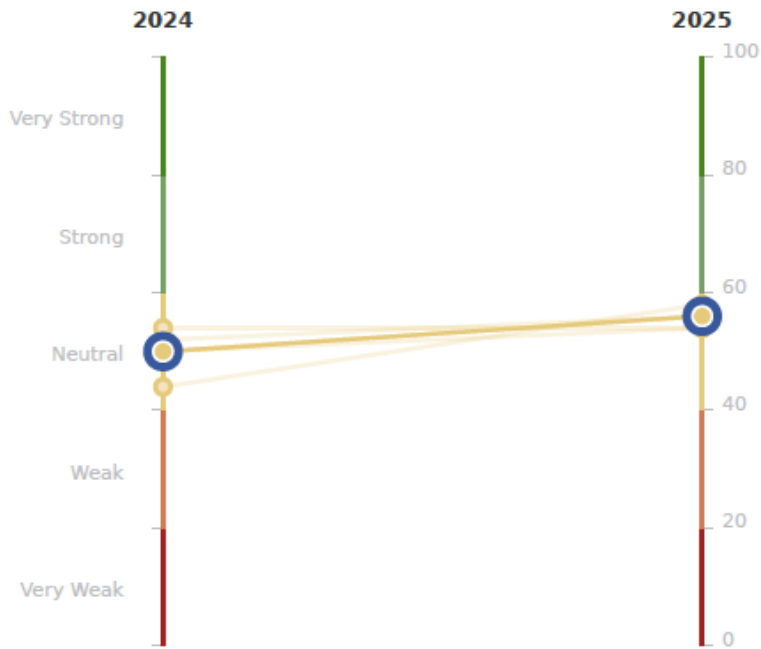
Collaborative Teachers

How is River Forest SD 90 performing on Collaborative Teachers?

In schools with strong Collaborative Teachers, all teachers collaborate to promote professional growth. In such schools, teachers are:

- active partners in school improvement,
- committed to the school, and
- focused on professional development.

Performance on essential and its underlying measures



Measures	Performance Across Years		Respondent
	2024	2025	
Quality Professional Development	44	58	Teacher
Collective Responsibility	50	56	Teacher
School Commitment	52	56	Teacher
Collaborative Practices	50	54	Teacher
Teacher-Teacher Trust	54	54	Teacher

5Essentials Dashboard Summary Page

Where is River Forest SD 90 performing the highest?



Parent Influence on Decision Making in Schools	81
Parent Involvement in School	74
Safety	74
Teacher-Parent Trust	69
Academic Personalism	68

What has improved most for River Forest SD 90?



English Instruction	64 + 26
Academic Personalism	68 + 23
Student-Teacher Trust	63 + 16
Safety	74 + 16

Where is River Forest SD 90 performing the lowest?



Collaborative Practices	54
Teacher-Teacher Trust	54

Find all reports at:

district90.org/about/district-state-report-card



River Forest
Public Schools

Parent Survey Feedback

Parent Survey Measures

Communication Preferences

Computer-Internet Access

Parent Connectedness

Parent Involvement & Disruptions

Parent Satisfaction

Parent-Student Interaction

Parent-Teacher Interaction

Parents' Assessment of Involvement in School

Parents' Assessment of School Safety

Parents' Assessment of Teacher Trust

Quality of School Facilities

School Outreach

Find all reports at:

district90.org/about/district-state-report-card



River Forest
Public Schools

Parent Survey Data – Areas of Relative Strength

- Parent Satisfaction (Overall satisfaction) – Very/Somewhat: 94%
- Parent-Student Interaction (Talk about day) – Always/Usually: 98%
- Parent Assessment of Teacher Trust (Respect/Child's Interest at Heart) – Strongly Agree/Agree: 98%
- Quality of School Facilities (Cleanliness) – Excellent/Good: 98%
- School Safety (Child feels safe) – Great Extent/Somewhat: 97%
- School Outreach (Informed about News/Information) – Every Time/Often: 99%
- Parent Involvement in School (Attend Parent-Teacher conferences) – Always/Usually: 92%

Find full report of parent survey data at:

district90.org/about/district-state-report-card

Parent Survey Data – Relative Areas for Growth

- Parent Connectedness (Voice valued at school) – Great Extent/Somewhat: 86%
- Parent Connectedness (Important part of improving school) – Great Extent/Somewhat: 81%
- Parent Involvement/Disruptions (Work obligations) – Always/Usually: 43%
- Parent Involvement/Disruptions (Events scheduled when can't attend) – Always/Usually: 13%
- Parent Teacher Interaction (Listen to my suggestions) – 2-3 Times Per Month/Once a Week or More: 24%
- School Safety (Child affected by bullying) – Not at All/A Little: 85%

Find full report of parent survey data at:

district90.org/about/district-state-report-card



Thank you!

Questions?



River Forest
Public Schools