

	A	B	C	D	E	F	G	H	I
51	CONT-SERV-COMPUTERS-HS-ST COMP					0.00	0.00	0.00	0.00
52	CONT SERV-COMPUTERS-MS					12,500.00	3,987.32	0.00	8,512.68
53	CONT SERV-COMPUTERS-MS-ST COMP					0.00	0.00	0.00	0.00
54	CONT SERV-COMPUTERS-PS					12,500.00	3,320.07	0.00	9,179.93
55	CONT SERV-COMPUTERS-PS ESL					0.00	0.00	0.00	0.00
56	CONT SERV-COMPUTERS-PS-ST COMP					0.00	0.00	0.00	0.00
57	CONT SERV-COMPUTERS- ES					14,000.00	4,383.24	0.00	9,616.76
58	CONT SERV-COMPUTERS-ES-ESL					0.00	0.00	0.00	0.00
59	CONT SERV-COMPUTERS-ES-ST COMP					0.00	0.00	0.00	0.00
60	CONT SERV-TECHNOLOGY-HS					5,000.00	0.00	0.00	5,000.00
61	CONT SERV-TECHNOLOGY-MS					5,000.00	119.99	0.00	4,880.01
62	CONT SERV-TECHNOLOGY-PS					5,000.00	183.98	225.00	4,591.02
63	CONT SERV-TECHNOLOGY-ES					5,000.00	0.00	0.00	5,000.00
64	TOTAL					136,600.00	34,191.78	1,283.00	101,125.22
65									
66	INST SUPPLIES-HS					14,000.00	4,711.00	0.00	9,289.00
67	INST SUPPLIES-HS-G/T					100.00	53.97	0.00	46.03
68	INST SUPPLIES-HS-ESL					300.00	0.00	0.00	300.00
69	INST SUPPLIES-HS-ST COMP					2,500.00	115.54	32.97	2,351.49
70	INST SUPPLIES-HS-EXTENDED DAY					1,500.00	0.00	0.00	1,500.00
71	INST SUPPLIES-HS ALLOTMENT					10,000.00	0.00	0.00	10,000.00
72	INST SUPPLIES-MS					12,500.00	3,774.29	0.00	8,725.71
73	INST SUPPLIES-MS-G/T					1,600.00	1,399.99	0.00	200.01
74	INST SUPPLIES-MS-ESL					300.00	0.00	283.56	16.44
75	INST SUPPLIES-MS-ST COMP					2,000.00	0.00	0.00	2,000.00
76	INST SUPPLIES-MS-EXTENDED DAY					1,500.00	285.32	100.00	1,114.68
77	INST SUPPLIES-PS					18,000.00	5,261.29	0.00	12,738.71
78	INST SUPPLIES-PS-G/T					500.00	0.00	0.00	500.00
79	INST SUPPLIES-PS-ESL					500.00	0.00	328.96	171.04
80	INST SUPPLIES-PS-ST COMP					1,000.00	0.00	0.00	1,000.00
81	INST SUPPLIES-PS-AFTER SCHOOL					1,500.00	0.00	0.00	1,500.00
82	INST SUPPLIES-ES					18,000.00	6,379.34	0.00	11,620.66
83	INST SUPPLIES-ES-G/T					500.00	224.49	200.00	75.51
84	INST SUPPLIES-ES-ESL					300.00	0.00	0.00	300.00
85	INST SUPPLIES-ES-ST COMP					2,000.00	0.00	0.00	2,000.00
86	INST SUPPLIES-ES-AFTER SCHOOL					1,500.00	186.12	0.00	1,313.88
87	IST SUPPLIES-CURRICULUM-ES					600.00	0.00	0.00	600.00
88	SUPPLIES-DISTRICT					0.00	0.00	0.00	0.00
89	GENERAL SUPPLIES-HS					9,560.05	0.00	0.00	9,560.05
90	GENERAL SUPPLIES-MS					5,000.00	0.00	0.00	5,000.00
91	GENERAL SUPPLIES-PS					4,800.00	0.00	0.00	4,800.00
92	GENERAL SUPPLIES-ES					5,000.00	0.00	0.00	5,000.00
93	ENGLISH-HS					600.00	151.80	0.00	448.20
94	ENGLISH-MS					500.00	131.17	0.00	368.83
95	SPEECH-HS					50.00	0.00	0.00	50.00
96	SPEECH-MS					200.00	0.00	0.00	200.00
97	JOURNALISM-HS					300.00	300.00	0.00	0.00
98	JOURNALISM-MS					0.00	0.00	0.00	0.00
99	DRAMA-HS					4,100.00	961.82	0.00	3,138.18

	A	B	C	D	E	F	G	H	I
100	DRAMA-MS					250.00	0.00	0.00	250.00
101	READING-MS					750.00	450.75	0.00	299.25
102	SPANISH-HS					200.00	0.00	0.00	200.00
103	BAND-HS					14,682.25	12,601.69	842.46	1,238.10
104	CHOIR-HS					1,000.00	169.20	284.76	546.04
105	BAND-MS					5,000.00	2,269.30	899.68	1,831.02
106	CHOIR-MS					1,000.00	121.29	123.98	754.73
107	HISTORY-HS					250.00	0.00	0.00	250.00
108	HISTORY-MS					500.00	0.00	0.00	500.00
109	MATH-HS					3,870.00	383.73	0.00	3,486.27
110	MATH-MS					1,500.00	449.72	0.00	1,050.28
111	ART-HS					1,234.00	0.00	0.00	1,234.00
112	ART-MS					1,000.00	586.75	0.00	413.25
113	ART-PS					2,400.00	1,181.82	0.00	1,218.18
114	ART-ES					600.00	453.78	0.00	146.22
115	SCIENCE-HS					4,536.00	1,864.99	339.00	2,332.01
116	SCIENCE-MS					2,320.00	1,901.05	0.00	418.95
117	SCIENCE-ES					2,500.00	242.49	240.00	2,017.51
118	MUSIC-PS					500.00	0.00	0.00	500.00
119	MUSIC-ES					500.00	83.06	0.00	416.94
120	PE-HS					739.95	690.57	0.00	49.38
121	PE-MS					750.00	0.00	0.00	750.00
122	PE-PS					950.00	0.00	901.86	48.14
123	PE-ES					700.00	687.28	0.00	12.72
124	INST HEALTH-HS					0.00	0.00	0.00	0.00
125	BUSINESS DEPT-HS					1,000.00	181.11	100.00	718.89
126	KEYBOARDING-MS					500.00	0.00	0.00	500.00
127	HEALTH-HS					0.00	0.00	0.00	0.00
128	SIXTH GRADE-MS					0.00	0.00	0.00	0.00
129	PRE-K-PS					500.00	0.00	0.00	500.00
130	KINDERGARTEN-PS					3,000.00	1,058.59	30.00	1,911.41
131	FIRST GRADE-PS					3,500.00	776.02	0.00	2,723.98
132	SECOND GRADE-PS					3,000.00	211.46	60.00	2,728.54
133	HEAD START-PS					600.00	384.77	0.00	215.23
134	THIRD GRADE-ES					3,500.00	551.43	0.00	2,948.57
135	FOURTH GRADE-ES					3,000.00	0.00	0.00	3,000.00
136	FIFTH GRADE-ES					3,000.00	1,279.77	0.00	1,720.23
137	COMPUTER LAB-MS					500.00	0.00	0.00	500.00
138	COMPUTER LAB-PS					900.00	0.00	327.26	572.74
139	COMPUTER LAB-ES					2,000.00	0.00	0.00	2,000.00
140	CAREER & TECH-HS					0.00	0.00	0.00	0.00
141	VO AGRICULTURE-HS					2,200.00	1,732.44	400.00	67.56
142	HOMEMAKING-HS					2,500.00	1,469.78	0.00	1,030.22
143	AUTO MECH-HS					2,000.00	1,141.77	278.55	579.68
144	D E -HS					1,000.00	0.00	0.00	1,000.00
145	SPEECH THERAPY-PS					0.00	0.00	0.00	0.00
146	SPEECH THERAPY-ES					0.00	0.00	0.00	0.00
147	CONTENT MASTERY-HS					0.00	0.00	0.00	0.00
148	SPECIAL ED-HS					2,000.00	356.07	0.00	1,643.93
149	SPECIAL ED-MS					2,000.00	0.00	0.00	2,000.00
150	SPECIAL ED-PS					750.00	429.00	0.00	321.00

	A	B	C	D	E	F	G	H	I
151	SPECIAL ED-ES					2,000.00	236.12	0.00	1,763.88
152	SUPPLIES-HS-SCIENCE-RENOVATIONS					0.00	0.00	0.00	0.00
153	SUPPLIES-TECHNOLOGY-HS**					10,000.00	6,445.99	111.14	3,442.87
154	SUPPLEIS-TECHNOLOGY-HS C/T					0.00	0.00	0.00	0.00
155	SUPPLIES-TECHNOLOGY-MS**					10,000.00	6,512.74	570.95	2,916.31
156	SUPPLIES-TECHNOLOGY-PS**					10,000.00	6,512.73	570.95	2,916.32
157	SUPPLIES-TECHNOLOGY-ES**					10,000.00	6,512.78	111.14	3,376.08
158	TOTAL					247,992.25	83,866.18	7,137.22	156,988.85
159									
160	GENERAL TRAVEL-HS					2,500.00	0.00	0.00	2,500.00
161	TRAVEL-BUSINESS-HS					0.00	0.00	0.00	0.00
162	TRAVEL-DRAFTING-HS					0.00	0.00	0.00	0.00
163	TRAVEL-VO AG-HS					5,000.00	2,647.55	0.00	2,352.45
164	TRAVEL-HOMEMAKING-HS					2,000.00	21.08	0.00	1,978.92
165	TRAVEL-AUTO MECH-HS					0.00	0.00	0.00	0.00
166	TRAVEL-DE-HS					1,000.00	0.00	0.00	1,000.00
167	TRAVEL-SP ED-NON EMPLOYEE					2,500.00	302.00	0.00	2,198.00
168	FEE/DUES-ES					0.00	0.00	0.00	0.00
169	GRADUATION EXPENSE					2,500.00	0.00	0.00	2,500.00
170	TOTAL					15,500.00	2,970.63	0.00	12,529.37
171									
172	VECHILE-VO AG					0.00	0.00	0.00	0.00
173	EQUIP/FURN>5,000-VO AG					0.00	0.00	0.00	0.00
174	FURN/EQUIP-HS					9,651.00	4,426.69	0.00	5,224.31
175	FURN/EQUIP-C/T					0.00	0.00	0.00	0.00
176	FURN/EQUIP-HS ALLOTMENT					10,000.00	0.00	0.00	10,000.00
177	FURN/EQUIP-MS					10,000.00	375.00	0.00	9,625.00
178	FURN/EQUIP-MS-ST COMP					0.00	0.00	0.00	0.00
179	FURN/EQUIP-PS					10,000.00	823.64	0.00	9,176.36
180	FURN/EQUIP-ES					10,000.00	375.00	0.00	9,625.00
181	FURN/EQUIP-DISTRICT WIDE					25,000.00	0.00	0.00	25,000.00
182	FURN/EQUIP-HS-ENGLISH					0.00	0.00	0.00	0.00
183	FURN/EQUIP-DRAMA					0.00	0.00	0.00	0.00
184	FURN/EQUIP-MS-READING					0.00	0.00	0.00	0.00
185	FURN/EQUIP-SPANISH					0.00	0.00	0.00	0.00
186	BAND INSTRUMENTS-HS					36,082.75	1,013.00	0.00	35,069.75
187	FURN/EQUIP-HS CHOIR					0.00	0.00	0.00	0.00
188	BAND INSTRUMENTS-MS					5,235.00	5,235.00	0.00	0.00
189	FURN/EQUIP-HS HISTORY					0.00	0.00	0.00	0.00
190	FURN/EQUIP-MS-HISTORY					0.00	0.00	0.00	0.00
191	FURN/EQUIP-HS-MATH					5,000.00	0.00	0.00	5,000.00
192	FURN/EQUIP-HS-ART					0.00	0.00	0.00	0.00
193	FURN/EQUIP-HS-SCIENCE					0.00	0.00	0.00	0.00
194	FURN/EQUIP-MS-SCIENCE					0.00	0.00	0.00	0.00
195	FURN/EQUIP-PS-MUSIC					0.00	0.00	0.00	0.00
196	FURN/EQUIP-ES-MUSIC					0.00	0.00	0.00	0.00
197	FURN/EQUIP-PS-PE					0.00	0.00	0.00	0.00
198	FURN/EQUIP-ES-PE					0.00	0.00	0.00	0.00
199	FURN/EQUIP-KEYBOARDING-MS					0.00	0.00	0.00	0.00
200	FURN/EQUIP-PS-PRE-K					0.00	0.00	0.00	0.00
201	FURN/EQUIP-PS-KINDERGARTEN					0.00	0.00	0.00	0.00

	A	B	C	D	E	F	G	H	I
202	FURN/EQUIP-PS-FIRST GRADE					0.00	0.00	0.00	0.00
203	FURN/EQUIP-PS-SECOND GRADE					0.00	0.00	0.00	0.00
204	FURN/EQUIP-HEAD START					0.00	0.00	0.00	0.00
205	FURN/EQUIP-ES-THIRD GRADE					0.00	0.00	0.00	0.00
206	FURN/EQUIP-ES-FOURTH GRADE					0.00	0.00	0.00	0.00
207	FURN/EQUIP-ES-FIFTH GRADE					0.00	0.00	0.00	0.00
208	FURN/EQUIP-HS-CAREER/TECH					0.00	0.00	0.00	0.00
209	FURN/EQUIP-VO AG					0.00	0.00	0.00	0.00
210	FURN/EQUIP-DE					0.00	0.00	0.00	0.00
211	FURN-EQUIP-HS-AUTO MECH					0.00	0.00	0.00	0.00
212	FURN/EQUIP-PS-SPEECH					0.00	0.00	0.00	0.00
213	FURN/EQUIP-HS-SP ED					349.00	349.00	0.00	0.00
214	FURN/EQUIP-MS-SP ED					0.00	0.00	0.00	0.00
215	FURN/EQUIP-PS-SP ED					0.00	0.00	0.00	0.00
216	FURN/EQUIP-ES-SP ED					0.00	0.00	0.00	0.00
217	FURN/EQUIP-HS-SCIENCE-RENOVATIONS					0.00	0.00	0.00	0.00
218	FURN/EQUIP-HS TECHNOLOGY**					45,000.00	5,319.00	0.00	39,681.00
219	FURN/EQUIP-HS-C/T					0.00	0.00	0.00	0.00
220	FURN/EQUIP-HS-ST COMP					0.00	0.00	0.00	0.00
221	FURN/EQUIP-MS TECHNOLOGY**					2,500.00	0.00	0.00	2,500.00
222	FURN/EQUIP-PS TECHNOLOGY**					2,500.00	0.00	0.00	2,500.00
223	FURN/EQUIP-ES TECHNOLOGY**					2,500.00	0.00	0.00	2,500.00
224	FURN/EQUIP-ES-ST COMP					0.00	0.00	0.00	0.00
225	TOTAL					173,817.75	17,916.33	0.00	155,901.42
226									
227	TOTAL INSTRUCTION					7,736,419.00	2,974,021.83	868,365.98	3,894,031.19
228									
229									
230									
231	SUBSTITUTES					1,000.00	347.50	0.00	652.50
232	SALARIES					145,221.00	66,068.14	23,685.63	55,467.23
233	FIMM					2,145.00	868.23	0.00	1,276.77
234	HEALTH INSURANCE					11,736.00	5,378.98	0.00	6,357.02
235	WORKER'S COMPENSATION					696.00	0.00	0.00	696.00
236	TRS ON BEHALF					0.00	0.00	0.00	0.00
237	UNEMPLOYMENT					122.00	107.31	0.00	14.69
238	TEACHER RETIREMENT/TRS CARE					2,119.00	1,109.19	0.00	1,009.81
239	PERSONAL DAYS					1,672.00	0.00	0.00	1,672.00
240	TOTAL					164,711.00	73,879.35	23,685.63	67,146.02
241									
242	REGION VII SERVICES-HS					0.00	0.00	0.00	0.00
243	REGION VII SERVICES-MS					0.00	0.00	0.00	0.00
244	REGION VII SERVICES-PS					0.00	0.00	0.00	0.00
245	REGION VII SERVICES-ES					0.00	0.00	0.00	0.00
246	AUDIO VISUAL/REPAIR-HS					0.00	0.00	0.00	0.00
247	AUDIO VISUAL/REPAIR-MS					0.00	0.00	0.00	0.00
248	AUDIO VISUAL/REPAIR-PS					0.00	0.00	0.00	0.00
249	AUDIO VISUAL/REPAIR-ES					0.00	0.00	0.00	0.00
250	CONTRACTED SERVICES-HS					2,219.00	825.30	0.00	1,393.70
251	CONTRACTED SERVICES-MS					1,000.00	0.00	0.00	1,000.00

12-LIBRARY

	A	B	C	D	E	F	G	H	I
252	CONTRACTED SERVICES-PS					1,000.00	0.00	0.00	1,000.00
253	CONTRACTED SERVICES-ES					1,000.00	0.00	0.00	1,000.00
254	TOTAL					5,219.00	825.30	0.00	4,393.70
255									
256	MAGAZINES/BOOKS-HS					8,000.00	7,890.65	0.00	109.35
257	MAGAZINES/BOOKS-MS					5,500.00	4,020.50	0.00	1,479.50
258	MAGAZINES/BOOKS-PS					6,500.00	0.00	0.00	6,500.00
259	MAGAZINES/BOOKS-ES					6,000.00	1,873.19	3,564.23	562.58
260	AUDIO VISUAL & OTHER INST SUPPLY-HS					2,500.00	31.58	0.00	2,468.42
261	AUDIO VISUAL & OTHER INST SUPPLY-MS					2,041.00	160.87	0.00	1,880.13
262	AUDIO VISUAL & OTHER INST SUPPLY-PS					2,541.00	0.00	0.00	2,541.00
263	AUDIO VISUAL & OTHER INST SUPPLY-ES					800.00	353.86	0.00	446.14
264	TOTAL					33,882.00	14,330.65	3,564.23	15,987.12
265									
266	TRAVEL-HS					1,000.00	998.45	0.00	1.55
267	TRAVEL-MS					50.00	0.00	0.00	50.00
268	TRAVEL-PS					50.00	0.00	0.00	50.00
269	TRAVEL-ES					700.00	1,007.45	0.00	(307.45)
270	FEES/DUES-HS					500.00	0.00	0.00	500.00
271	TOTAL					2,300.00	2,005.90	0.00	294.10
272									
273	FURN/EQUIP-HS					500.00	449.00	0.00	51.00
274	FURN/EQUIP-MS					459.00	460.15	0.00	(1.15)
275	FURN/EQUIP-PS					459.00	460.15	0.00	(1.15)
276	FURN/EQUIP-ES					500.00	460.15	0.00	39.85
277	TOTAL					1,918.00	1,829.45	0.00	88.55
278									
279	TOTAL LIBRARY					208,030.00	92,870.65	27,249.86	87,909.49
280									
281	<i>13-STAFF DEVELOPMENT</i>								
282									
283	DEPARTMENT HEAD/JUDGE TRUST					11,050.00	4,964.26	1,765.66	4,320.08
284	FIMM					142.00	59.58	0.00	82.42
285	HEALTH INSURANCE					744.00	345.75	0.00	398.25
286	WORKER'S COMPENSATION					0.00	0.00	0.00	0.00
287	TRS ON-BEHALF					0.00	0.00	0.00	0.00
288	UNEMPLOYMENT					0.00	7.66	0.00	(7.66)
289	TEACHER RETIREMENT/TRS CARE					251.00	121.17	0.00	129.83
290	TOTAL					12,187.00	5,498.42	1,765.66	4,922.92
291									
292	CONTRACTED STAFF DEVELOPMENT-HS ALLO					1,500.00	0.00	0.00	1,500.00
293	CONTRACTED STAFF-DEVELOPMENT					20,000.00	0.00	12,500.00	7,500.00
294	STAFF DEVELOPMENT-REGION VII					7,990.00	7,598.00	0.00	392.00
295	STAFF DEVELOPMENT-G/T-REGION VII					11,000.00	11,000.00	0.00	0.00
296	STAFF DEVELOPMENT-CT-REGION VII					3,810.00	3,806.00	0.00	4.00
297	TOTAL					44,300.00	22,404.00	12,500.00	9,396.00
298									
299	SUPPLIES-IN SERVICE					1,500.00	0.00	1,646.41	(146.41)
300	TOTAL					1,500.00	0.00	1,646.41	(146.41)
301									

	A	B	C	D	E	F	G	H	I
402	TRAVEL-MS					2,500.00	2,238.51	0.00	261.49
403	TRAVEL-PS					2,000.00	790.31	0.00	1,209.69
404	TRAVEL-ES					2,565.00	678.66	0.00	1,886.34
405	BONDING-HS					0.00	0.00	0.00	0.00
406	TRAVEL-ALL SCHOOLS					0.00	0.00	0.00	0.00
407	DUES-HS					390.00	390.00	0.00	0.00
408	DUES-MS					0.00	0.00	0.00	0.00
409	DUES-PS					0.00	0.00	0.00	0.00
410	DUES-ES					0.00	0.00	0.00	0.00
411	TOTAL					11,540.00	5,842.45	0.00	5,697.55
412									
413	FURN/EQUIP-HS					336.59	336.59	0.00	0.00
414	FURN/EQUIP-MS					324.16	324.16	0.00	0.00
415	FURN/EQUIP-PS					0.00	0.00	0.00	0.00
416	FURN/EQUIP-ES					0.00	0.00	0.00	0.00
417	TOTAL					660.75	660.75	0.00	0.00
418									
419	TOTAL SCHOOL ADMINISTRATION					742,507.00	351,564.00	20,074.90	370,868.10
420									
421									
422									
423	SALARIES					277,400.00	119,588.13	32,021.10	125,790.77
424	FIMM					4,088.00	1,566.72	0.00	2,521.28
425	HEALTH INSURANCE					15,654.00	5,533.98	0.00	10,120.02
426	WORKER'S COMPENSATION					1,136.00	0.00	0.00	1,136.00
427	TRS ON-BEHALF					0.00	0.00	0.00	0.00
428	UNEMPLOYMENT					199.00	199.98	0.00	(0.98)
429	TEACHER RETIREMENT/TRS CARE					4,314.00	2,049.30	0.00	2,264.70
430	PERSONAL DAYS					4,400.00	0.00	0.00	4,400.00
431	TOTAL					307,191.00	128,938.11	32,021.10	146,231.79
432									
433	REGION VII ESC					1,500.00	1,500.00	0.00	0.00
434	TEST SCORING-HS					250.00	0.00	0.00	250.00
435	TEST SCORING-MS					200.00	0.00	0.00	200.00
436	TEST SCORING-PS					200.00	0.00	0.00	200.00
437	TEST SCORING-ES					250.00	0.00	0.00	250.00
438	TOTAL					2,400.00	1,500.00	0.00	900.00
439									
440	TEST MATERIALS-HS					500.00	0.00	0.00	500.00
441	TEST MATERIALS-MS					500.00	0.00	0.00	500.00
442	TEST MATERIALS-PS					700.00	0.00	286.75	413.25
443	TEST MATERIALS-ES					700.00	0.00	0.00	700.00
444	SUPPLIES-HS					1,250.00	211.29	0.00	1,038.71
445	SUPPLIES-MS					700.00	59.78	0.00	640.22
446	SUPPLIES-PS					1,000.00	233.17	100.00	666.83
447	SUPPLIES-ES					750.00	0.00	58.85	691.15
448	POSTAGE-HS					250.00	0.00	0.00	250.00
449	POSTAGE-MS					250.00	0.00	0.00	250.00
450	TOTAL					6,600.00	504.24	445.60	5,650.16
451									

31-COUNSELING

	A	B	C	D	E	F	G	H	I
452	TRAVEL-HS					1,825.00	1,339.39	0.00	485.61
453	TRAVEL-MS					1,350.00	208.00	50.00	1,092.00
454	TRAVEL-PS					1,425.00	418.82	470.64	535.54
455	TRAVEL-ES					1,425.00	1,034.47	0.00	390.53
456	TRAVEL-ES-TSII					0.00	0.00	0.00	0.00
457	MEMBERSHIP/DUES-HS					125.00	125.00	0.00	0.00
458	MEMBERSHIP/DUES-MS					0.00	0.00	0.00	0.00
459	MEMBERSHIP/DUES-PS					125.00	125.00	0.00	0.00
460	MEMBERSHIP/DUES-ES					125.00	125.00	0.00	0.00
461	FEES & DUES-COLLEGE FAIR-HS					0.00	0.00	0.00	0.00
462	FEES-PS-STUDENTS					0.00	0.00	0.00	0.00
463	TOTAL					6,400.00	3,375.68	520.64	2,503.68
464									
465	FURNITURE-HS					450.00	0.00	0.00	450.00
466	FURNITURE-MS					0.00	0.00	0.00	0.00
467	FURNITURE-PS					0.00	0.00	0.00	0.00
468	TOTAL					450.00	0.00	0.00	450.00
469									
470	TOTAL COUNSELING					323,041.00	134,318.03	32,987.34	155,735.63
471									
472									
473									
474	SALARIES					104,352.00	46,431.06	17,883.72	40,037.22
475	FIMM					1,532.00	633.74	0.00	898.26
476	HEALTH INSURANCE					7,818.00	3,583.24	0.00	4,234.76
477	WORKER'S COMPENSATION					560.00	0.00	0.00	560.00
478	TRS ON-BEHALF					0.00	0.00	0.00	0.00
479	UNEMPLOYMENT					98.00	85.71	0.00	12.29
480	TEACHER RETIREMENT/TRS CARE					16,420.00	8,352.90	0.00	8,067.10
481	PERSONAL DAYS					1,400.00	0.00	0.00	1,400.00
482	TOTAL					132,180.00	59,086.65	17,883.72	55,209.63
483									
484	CONT SERVICES-FINGERPRINTING					0.00	0.00	0.00	0.00
485	CONT SERVICES-NURSING-HS					0.00	0.00	0.00	0.00
486	CONT SERVICES-NURSING-MS					0.00	0.00	0.00	0.00
487	CONT SERVICES-NURSING-PS					0.00	0.00	0.00	0.00
488	CONT SERVICES-NURSING-ES					0.00	0.00	0.00	0.00
489	CONT SERVICES-HS					80.00	0.00	0.00	80.00
490	CONT SERVICES-MS					80.00	0.00	0.00	80.00
491	CONT SERVICES-PS					80.00	0.00	0.00	80.00
492	CONT SERVICES-ES					80.00	0.00	0.00	80.00
493	TOTAL					320.00	0.00	0.00	320.00
494									
495	SUPPLIES-HS					1,500.00	292.67	22.50	1,184.83
496	SUPPLIES-MS					740.00	292.70	22.50	424.80
497	SUPPLIES-PS					1,240.01	292.69	22.50	924.82
498	SUPPLIES-ES					1,000.00	292.72	22.49	684.79
499	TOTAL					4,480.01	1,170.78	89.99	3,219.24
500									
501	TRAVEL-HS					200.00	0.00	0.00	200.00

33-HEALTH SERVICES

	A	B	C	D	E	F	G	H	I
552	TRANSFER OUT					0.00	0.00	0.00	0.00
553									
554	TOTAL FOOD SERVICE					0.00	0.00	0.00	0.00
555									
556									
557	<i>36-COCURRICULAR/EXTRACURRICULAR</i>								
558									
559	SALARIES/STIPENDS					279,976.00	140,811.41	24,956.94	114,207.65
560	FIMM					4,065.00	1,936.60	0.00	2,128.40
561	HEALTH INSURANCE					13,619.00	6,252.21	0.00	7,366.79
562	WORKER'S COMPENSATION					932.00	0.00	0.00	932.00
563	TRS ON-BEHALF					0.00	0.00	0.00	0.00
564	UNEMPLOYMENT					163.00	199.98	0.00	(36.98)
565	TEACHER RETIREMENT/TRS CARE					8,254.00	3,294.07	0.00	4,959.93
566	TOTAL					307,009.00	152,494.27	24,956.94	129,557.79
567									
568	DRUG TESTING-HS					2,250.00	1,680.00	322.00	248.00
569	DRUG TESTING-MS					854.00	714.00	140.00	0.00
570	DRUG DOGS-HS					670.00	562.50	107.50	0.00
571	DRUG DOGS-MS					230.00	112.50	117.50	0.00
572	CONTRACTED ATHLETIC TRAINER					9,000.00	8,876.00	0.00	124.00
573	REPAIR ATHLETICS-HS					5,000.00	0.00	1,800.00	3,200.00
574	REPAIR-ATHLETICS-MS					2,500.00	0.00	2,500.00	0.00
575	RENTAL-DRAMA-HS					0.00	0.00	0.00	0.00
576	RENTAL-ATHLETICS					272.25	272.25	0.00	0.00
577	RENTAL-STADIUM/GYM					1,000.00	389.77	0.00	610.23
578	GAME OFFICIALS-HS					20,000.00	12,521.15	0.00	7,478.85
579	GAME OFFICIALS-MS					7,000.00	5,781.34	0.00	1,218.66
580	GAME WORKERS-HS					9,000.00	845.00	0.00	8,155.00
581	GAME WORKERS-MS					3,000.00	1,067.50	0.00	1,932.50
582	GAME CONTRACTS					0.00	0.00	0.00	0.00
583	CONTRACTED SERVICE-HS DRAMA					1,500.00	45.00	0.00	1,455.00
584	CONTRACTED SERVICE-MS-DRAMA					35.00	35.00	0.00	0.00
585	CONTRACTED SERVICE-HS-BAND					15,300.00	8,281.75	500.00	6,518.25
586	CONTRACTED SERVICE-MS-BAND					0.00	0.00	0.00	0.00
587	CONTRACTED SERVICE-HS-ATHLETICS					1,895.00	1,895.00	0.00	0.00
588	PRINTING					550.00	0.00	0.00	550.00
589	TOTAL					80,056.25	43,078.76	5,487.00	31,490.49
590									
591	ATHLETIC NEWSLETTER					500.00	99.00	0.00	401.00
592	UNIFORMS-FOOTBALL/BOYS BASKETBALL					10,000.00	0.00	10,000.80	(0.80)
593	DRAMA COSTUMES					1,000.00	0.00	0.00	1,000.00
594	BAND UNIFORMS					9,300.00	3,264.20	0.00	6,035.80
595	CHOIR UNIFORMS-HS					0.00	0.00	0.00	0.00
596	UIL SUPPLIES-HS					985.65	927.23	59.00	(0.58)
597	UIL SUPPLIES-MS					500.00	199.68	57.25	243.07
598	UIL SUPPLIES-PS					0.00	0.00	0.00	0.00
599	UIL SUPPLIES-ES					1,000.00	592.50	0.00	407.50
600	CHEERLEADERS-HS					1,000.00	0.00	0.00	1,000.00

	A	B	C	D	E	F	G	H	I
601	CHEERLEADERS-MS					500.00	0.00	0.00	500.00
602	ALL ATHLETICS-HS					4,000.00	449.32	265.00	3,285.68
603	ALL ATHLETICS-MS					2,000.00	1,362.20	0.00	637.80
604	FOOTBALL-HS					13,000.00	225.48	12,768.47	6.05
605	FOOTBALL-MS					4,000.00	0.00	3,983.75	16.25
606	BASKETBALL-HS					4,000.00	3,744.85	0.00	255.15
607	BASKETBALL-MS					1,500.00	0.00	1,372.95	127.05
608	TRACK-HS					4,000.00	0.00	3,967.60	32.40
609	TRACK-MS					1,500.00	0.00	40.00	1,460.00
610	BASEBALL-HS					4,000.00	1,017.97	2,906.72	75.31
611	VOLLEYBALL-HS					4,000.00	0.00	0.00	4,000.00
612	VOLLEYBALL-MS					1,500.00	0.00	0.00	1,500.00
613	GIRLS BASKETBALL-HS					4,000.00	3,998.91	0.00	1.09
614	GIRLS BASKETBALL-MS					1,500.00	1,500.00	0.00	0.00
615	GIRLS TRACK-HS					4,000.00	0.00	2,420.77	1,579.23
616	GIRLS TRACK-MS					1,500.00	0.00	0.00	1,500.00
617	TENNIS-HS					1,500.00	0.00	0.00	1,500.00
618	GOLF-HS					1,500.00	297.72	0.00	1,202.28
619	WEIGHT TRAINING-HS					1,500.00	0.00	988.31	511.69
620	SOFTBALL-HS					4,000.00	1,061.70	2,898.27	40.03
621	OFF SEASON-HS					5,000.00	1,346.50	3,191.25	462.25
622	OFF SEASON-MS					0.00	0.00	0.00	0.00
623	TRAINER SUPPLIES-HS					5,000.00	103.74	146.26	4,750.00
624	CROSS COUNTRY-HS					1,500.00	394.70	1,082.30	23.00
625	TOTAL					99,285.65	20,585.70	46,148.70	32,551.25
626									
627	EMPLOYEE TRAVEL-DRAMA-HS					769.30	769.30	0.00	0.00
628	EMPLOYEE TRAVEL-BAND-HS					537.82	537.82	0.00	0.00
629	EMPLOYEE TRAVEL-CHOIR-HS					0.00	0.00	0.00	0.00
630	EMPLOYEE TRAVEL-BAND-MS					955.86	955.86	0.00	0.00
631	EMPLOYEE TRAVEL-MUSIC-ES					0.00	0.00	0.00	0.00
632	EMPLOYEE TRAVEL-ES-UIL					0.00	0.00	0.00	0.00
633	EMPLOYEE TRAVEL-ATHLETICS-HS					5,725.00	5,262.67	0.00	462.33
634	STUDENT MEALS/FEES-HS					1,109.25	120.00	0.00	989.25
635	STUDENT MEALS/FEES-MS					2,717.00	0.00	0.00	2,717.00
636	STUDENT MEALS/FEES-PS					0.00	0.00	0.00	0.00
637	STUDENT MEALS/FEES-ES					525.00	0.00	0.00	525.00
638	STUDENTS/REP DISTRICT-HS					0.00	0.00	0.00	0.00
639	STUDENTS/REP DISTRICT-MS					0.00	0.00	0.00	0.00
640	STUDENT TRAVEL-DRAMA-HS					0.00	0.00	0.00	0.00
641	STUDENT TRAVEL-DRAMA-MS					0.00	0.00	0.00	0.00
642	STUDENT TRAVEL-BAND-HS					4,266.32	4,266.32	0.00	0.00
643	STUDENT TRAVEL-BAND-MS					300.00	300.00	0.00	0.00
644	STUDENT TRAVEL-CHOIR-HS					40.00	40.00	0.00	0.00
645	STUDENT TRAVEL-BUS CLUB-HS					1,089.02	1,089.02	0.00	0.00
646	STUDENT TRAVEL-VO AG					890.00	890.00	0.00	0.00
647	STUDENT TRAVEL-HOME ECO					2,484.05	2,484.05	0.00	0.00
648	STUDENT TRAVEL-DECA-HS					2,101.48	2,101.48	0.00	0.00

	A	B	C	D	E	F	G	H	I
649	STUDENT TRAVEL-UIL-HS					0.00	0.00	0.00	0.00
650	STUDENT TRAVEL-UIL-MS					590.00	0.00	590.00	0.00
651	STUDENT TRAVEL-UIL-PS					0.00	0.00	0.00	0.00
652	STUDENT TRAVEL-UIL-ES					375.00	375.00	0.00	0.00
653	STUDENT TRAVEL-ACADEMICS-HS					0.00	0.00	0.00	0.00
654	STUDENT TRAVEL-ROPE TRICK-ES					0.00	0.00	0.00	0.00
655	STUDENT TRAVEL-ATHLETICS-HS					0.00	0.00	0.00	0.00
656	STUDENT TRAVEL-ATHLETICS-MS					0.00	0.00	0.00	0.00
657	STUDENT TRAVEL-HS-FOOTBALL					2,450.00	1,805.93	0.00	644.07
658	STUDENT TRAVEL-MS-FOOTBALL					2,000.00	1,210.00	0.00	790.00
659	STUDENT TRAVEL-HS BASKETBALL					2,000.00	1,850.69	0.00	149.31
660	STUDENT TRAVEL-MS BASKETBALL					1,225.00	615.91	0.00	609.09
661	STUDENT TRAVEL-HS TRACK					2,800.00	0.00	0.00	2,800.00
662	STUDENT TRAVEL-MS TRACK					1,800.00	0.00	0.00	1,800.00
663	STUDENT TRAVEL-HS BASEBALL					2,000.00	227.10	0.00	1,772.90
664	STUDENT TRAVEL-HS VOLLEYBALL					2,000.00	1,192.93	0.00	807.07
665	STUDENT TRAVEL-MS VOLLEYBALL					1,000.00	1,370.00	0.00	(370.00)
666	STUDENT TRAVEL-HS GIRLS BASKETBALL					2,000.00	2,260.68	0.00	(260.68)
667	STUDENT TRAVEL-MS GIRLS BASKETBALL					1,000.00	1,094.00	0.00	(94.00)
668	STUDENT TRAVEL-HS FIRLS TRACK					1,500.00	0.00	0.00	1,500.00
669	STUDENT TRAVEL-MS GIRLS TRACK					1,250.00	0.00	0.00	1,250.00
670	STUDENT TRAVEL-HS TENNIS					750.00	0.00	0.00	750.00
671	STUDENT TRAVEL-HS GOLF					750.00	0.00	0.00	750.00
672	STUDENT TRAVEL-HS WEIGHT LIFTING					1,000.00	115.00	0.00	885.00
673	STUDENT TRAVEL-HS SOFTBALL					2,000.00	297.38	0.00	1,702.62
674	STUDENT TRAVEL-HS CROSS COUNTRY					900.00	554.02	0.00	345.98
675	TRAVEL-NON EMPLOYEE-HS-BAND					0.00	0.00	0.00	0.00
676	STUDENT INSURANCE-HS					25,000.00	0.00	0.00	25,000.00
677	STUDENT INSURANCE-MS					25,000.00	0.00	0.00	25,000.00
678	DUES-BAND-HS					85.00	85.00	0.00	0.00
679	DUES-CHOIR-HS					50.00	50.00	0.00	0.00
680	DUES-BAND-MS					170.00	170.00	0.00	0.00
681	DUES-MUSIC-ES					0.00	0.00	0.00	0.00
682	DUES-ATHLETICS-HS					0.00	0.00	0.00	0.00
683	STUDENT ACTIVITY-HS					530.00	530.00	0.00	0.00
684	STUDENT ACTIVITY-MS					25.00	25.00	0.00	0.00
685	FEES & DUES-DRAMA-HS					275.00	275.00	0.00	0.00
686	FEES & DUES-DRAMA-MS					0.00	0.00	0.00	0.00
687	FEES & DUES-BAND-HS					2,475.00	2,475.00	0.00	0.00
688	FEES & DUES-CHOIR-HS					100.00	100.00	0.00	0.00
689	FEES & DUES-BAND-MS					1,187.00	1,187.00	0.00	0.00
690	FEES & DUES-CHOIR-MS					0.00	0.00	0.00	0.00
691	FEES-MUSIC-ES					0.00	0.00	0.00	0.00
692	FEES & DUES-BUS DEPT-HS					440.00	440.00	0.00	0.00
693	FEES & DUES-VO AG					356.00	356.00	0.00	0.00
694	FEES & DUES-HOME ECO					798.00	798.00	0.00	0.00
695	FEES & DUES-DE					545.00	545.00	0.00	0.00
696	UIL FEES-HS					232.00	232.00	0.00	0.00

	A	B	C	D	E	F	G	H	I
746	POLICY REVIEW-SCHOOL BOARD					800.00	0.00	0.00	800.00
747	PRINTING-TAX OFFICE					1,600.00	220.00	220.00	1,160.00
748	PRINTING-ADM					2,000.00	0.00	525.00	1,475.00
749	CONT SERVICE-TASB PAY PLAN					2,000.00	0.00	1,430.00	570.00
750	TOTAL					38,218.00	25,987.50	2,175.00	10,055.50
751									
752	MAGAZINES					100.00	0.00	0.00	100.00
753	SUPPLIES-SUPERINTENDENT					1,000.00	176.29	100.00	723.71
754	SUPPLIES-SCHOOL BOARD					1,500.00	109.24	100.00	1,290.76
755	SUPPLIES-TAX OFFICE					2,500.00	266.92	150.00	2,083.08
756	SUPPLIES-ADMINISTRATION					3,250.00	1,464.24	62.50	1,723.26
757	SERVICE PINS					1,150.00	0.00	0.00	1,150.00
758	POSTAGE-TAX					1,500.00	0.00	0.00	1,500.00
759	POSTAGE-ADM					1,500.00	516.37	0.00	983.63
760	SUPPLIES-TECHNOLOGY**					0.00	0.00	0.00	0.00
761	TOTAL					12,500.00	2,533.06	412.50	9,554.44
762									
763	TRAVEL-SUPERINTENDENT					2,500.00	1,924.42	0.00	575.58
764	TRAVEL-TAX					1000.00	250.00	0.00	750.00
765	TRAVEL-BUS OFF					2,250.00	2,761.59	0.00	(511.59)
766	TRAVEL-SCHOOL BOARD					7,500.00	4,229.13	0.00	3,270.87
767	INSUR-SCHOOL BOARD					4,410.00	4,410.00	0.00	0.00
768	BONDING-TAX					250.00	250.00	0.00	0.00
769	BONDING-ADM					0.00	0.00	0.00	0.00
770	ELECTIONS					2,225.00	0.00	765.78	1,459.22
771	DUES-SUPERINTENDENT					500.00	350.00	0.00	150.00
772	DUES-SCHOOL BOARD					5,000.00	0.00	0.00	5,000.00
773	DUES-TAX COLLECTOR					250.00	135.00	0.00	115.00
774	DUES-SCHOOL WIDE					5,000.00	0.00	0.00	5,000.00
775	DUES-ADMIN OFFICE					4,625.00	0.00	0.00	4,625.00
776	MISC OPERATING-SUPERINTENDENT					750.00	350.00	0.00	400.00
777	MISC OPERATING-SCHOOL BOARD					2,500.00	2,329.20	0.00	170.80
778	MISC OPERATING-TAX OFFICE					500.00	0.00	0.00	500.00
779	MISC OPERATING-SCHOOL WIDE					4,000.00	0.00	0.00	4,000.00
780	MISC OPERATING-ADMIN					2,500.00	724.80	0.00	1,775.20
781	OTHER OPERATING COSTS-TAX REFUNDS					0.00	0.00	0.00	0.00
782	ADVER-TAX					500.00	0.00	0.00	500.00
783	ADVER-ADM					2,000.00	148.00	0.00	1,852.00
784	TECS FEES					0.00	0.00	0.00	0.00
785	TOTAL					48,260.00	17,862.14	765.78	29,632.08
786									
787	FURN/EQUIP-SUPERINTENDENT					0.00	799.00	0.00	(799.00)
788	FURN/EQUIP-SCHOOL BOARD					0.00	0.00	0.00	0.00
789	FURN/EQUIP-TECHNOLOGY**					0.00	0.00	0.00	0.00
790	TOTAL					0.00	799.00	0.00	(799.00)
791									
792	TOTAL GENERAL ADMINISTRATION					468,619.00	231,678.03	3,353.28	233,587.69
793									
794									

51-PLANT MAINTENANCE

	A	B	C	D	E	F	G	H	I
795									
796	SUBSTITUTES					10,000.00	1,472.50	0.00	8,527.50
797	SALARIES					441,508.00	226,409.41	0.00	215,098.59
798	FIMM					6,211.00	2,849.46	0.00	3,361.54
799	HEALTH INSURANCE					54,354.00	30,303.75	0.00	24,050.25
800	WORKER'S COMPENSATION					2,148.00	0.00	0.00	2,148.00
801	TRS ON-BEHALF					0.00	0.00	0.00	0.00
802	UNEMPLOYMENT					375.00	338.64	0.00	36.36
803	TEACHER RETIREMENT/TRS CARE					3,340.00	1,762.50	0.00	1,577.50
804	PERSONAL DAYS					2,400.00	0.00	0.00	2,400.00
805	TOTAL					520,336.00	263,136.26	0.00	257,199.74
806									
807	BUILDING APPRAISAL					0.00	0.00	0.00	0.00
808	PRINTING					0.00	0.00	0.00	0.00
809	CONTRACTED SERVICES-PHYSICALS/DRUG					600.00	132.45	300.00	167.55
810	CONTRACTED SERVICES-ELECTRICAL					12,300.00	0.00	12,300.00	0.00
811	CONTRACTED SERVICES-EXTERMINATING					7,500.00	2,594.00	2,100.00	2,806.00
812	CONTRACTED SERVICES-GARBAGE					12,000.00	4,552.09	0.00	7,447.91
813	CONTRACTED SERVICES-HEAT/AIR					125,000.00	68,117.29	14,850.00	42,032.71
814	CONTRACTED SERVICES-GENERAL					55,234.00	20,032.63	30,388.40	4,812.97
815	CONTRACTED SERVICES-FOOTBALL/BASEBAL					15,000.00	3,320.00	0.00	11,680.00
816	CONTRACTED SERVICES-GYM FLOORS					8,500.00	0.00	0.00	8,500.00
817	CONTRACTED SERVICES-SOUND SYS					10,000.00	2,471.83	1,700.00	5,828.17
818	CONTRACTED SERVICES-ROAD REPAIR					2,500.00	0.00	0.00	2,500.00
819	CONTRACTED SERVICES-FIRE EXT					7,500.00	395.00	0.00	7,105.00
820	CONTRACTED SERVICES-PLUMBING					10,000.00	6,157.74	0.00	3,842.26
821	CONTRACTED SERVICES-DST WIDE					75,000.00	0.00	0.00	75,000.00
822	CONTRACTED SERVICES-ROOFING					10,000.00	0.00	0.00	10,000.00
823	CONTRACTED SERVICES-TECHNOLOGY**					0.00	0.00	0.00	0.00
824	PHONE-HS					3,000.00	949.20	0.00	2,050.80
825	PHONE-MS					1,500.00	474.60	0.00	1,025.40
826	PHONE-PS					1,000.00	474.60	0.00	525.40
827	PHONE-ES					1,000.00	474.60	0.00	525.40
828	PHONE-ADM					1,500.00	626.17	0.00	873.83
829	PHONE-CAFETERIA					500.00	323.67	0.00	176.33
830	PHONE-BUS/MAINTENANCE					2,800.00	710.36	0.00	2,089.64
831	PHONE-HS MEREDITH STADIUM					2,000.00	798.77	0.00	1,201.23
832	WATER					35,000.00	20,304.66	0.00	14,695.34
833	ELECTRICITY					243,500.00	121,621.22	0.00	121,878.78
834	GAS					34,000.00	14,779.13	0.00	19,220.87
835	CABLE INTERNET					4,000.00	3,400.00	0.00	600.00
836	TOTAL					680,934.00	272,710.01	61,638.40	346,585.59
837									
838	VEHICLE SUPPLIES					0.00	0.00	0.00	0.00
839	CUSTODIAL SUPPLIES					60,000.00	35,797.76	9,463.67	14,738.57
840	MAINT/GROUNDS SUPPLIES					60,000.00	28,503.19	11,482.26	20,014.55
841	SUPPLIES-TECHNOLOGY**					0.00	0.00	0.00	0.00
842	TOTAL					120,000.00	64,300.95	20,945.93	34,753.12

	A	B	C	D	E	F	G	H	I
843									
844	TRAVEL-MAIT					0.00	0.00	0.00	0.00
845	PROPERTY INSUR					57,828.00	58,557.00	0.00	(729.00)
846	FEES-MAINT DEPT					500.00	0.00	0.00	500.00
847	TOTAL					58,328.00	58,557.00	0.00	(229.00)
848									
849	CAPITAL OUTLAY					6,650.00	6,111.54	0.00	538.46
850									
851	TOTAL PLANT MAINTENANCE					1,386,248.00	664,815.76	82,584.33	638,847.91
852									
853									
854									
855	CONT SERV-SECURITY-HS					3,000.00	2,400.00	0.00	600.00
856	CONT SERV-SECURITY-MS					500.00	0.00	0.00	500.00
857	CONT SERV-HS					675.00	213.98	75.00	386.02
858	CONT SERV-MS					675.00	213.98	75.00	386.02
859	CONT SERV-PS					675.00	219.98	75.00	380.02
860	CONT SERV-ES					675.00	207.96	75.00	392.04
861	TOTAL					6,200.00	3,255.90	300.00	2,644.10
862									
863	SUPPLIES-HS					1,000.00	343.75	0.00	656.25
864	SUPPLIES-MS					1,000.00	343.75	0.00	656.25
865	SUPPLIES-PS					1,000.00	343.75	0.00	656.25
866	SUPPLIES-ES					1,000.00	343.75	0.00	656.25
867	TOTAL					4,000.00	1,375.00	0.00	2,625.00
868									
869	EQUIP-HS					3,750.00	0.00	0.00	3,750.00
870	EQUIP-MS					3,750.00	0.00	0.00	3,750.00
871	EQUIP-PS					3,750.00	0.00	0.00	3,750.00
872	EQUIP-ES					3,750.00	0.00	0.00	3,750.00
873	TOTAL					15,000.00	0.00	0.00	15,000.00
874									
875	TOTAL SECURITY & MONITORING					25,200.00	4,630.90	300.00	20,269.10
876									
877									
878									
879	SALARY/STIPEND					0.00	0.00	0.00	0.00
880	FIMM					0.00	0.00	0.00	0.00
881	HEALTH INSURANCE					0.00	0.00	0.00	0.00
882	WORKER'S COMPENSATION					0.00	0.00	0.00	0.00
883	TRS ON-BEHALF					0.00	0.00	0.00	0.00
884	UNEMPLOYMENT					0.00	0.00	0.00	0.00
885	TEACHER RETIREMENT/TRS CARE					0.00	0.00	0.00	0.00
886	PERSONAL DAYS					0.00	0.00	0.00	0.00
887	TOTAL					0.00	0.00	0.00	0.00
888									
889	CONTRACTED SERVICES-DISTRICT					20,000.00	0.00	0.00	20,000.00
890	CONT SERVICE-FINGERPRINTING					0.00	0.00	0.00	0.00
891	HARDWARE & SOFTWARE MAINT-HS					7,250.00	5,638.29	384.00	1,227.71

	A	B	C	D	E	F	G	H	I
892	HARDWARE & SOFTWARE MAINT-MS					7,250.00	5,638.29	0.00	1,611.71
893	HARDWARE & SOFTWARE MAINT-PS					7,250.00	5,638.29	0.00	1,611.71
894	HARDWARE & SOFTWARE MAINT-ES					7,250.00	5,638.27	0.00	1,611.73
895	HARDWARE & SODTWARE MAINT-TAX					6,000.00	0.00	0.00	6,000.00
896	HARDWARE & SOFTWARE MAINT-ADM					14,000.00	13,279.00	0.00	721.00
897	MISC CONT SERVICES-HS					18,400.00	15,509.39	422.50	2,468.11
898	MISC CONT SERVICES-MS					18,400.00	14,997.53	422.50	2,979.97
899	MISC CONT SERVICES-PS					18,400.00	14,997.53	422.50	2,979.97
900	MISC CONT SERVICES-ES					18,400.00	14,997.52	422.50	2,979.98
901	TOTAL					142,600.00	96,334.11	2,074.00	44,191.89
902									
903	COMPUTER SUPPLIES-HS					1,131.25	796.04	319.74	15.47
904	COMPUTER SUPPLIES-MS					1,131.25	796.04	319.74	15.47
905	COMPUTER SUPPLIES-PS					1,131.25	796.04	319.74	15.47
906	COMPUTER SUPPLIES-ES					1,131.25	796.04	319.74	15.47
907	COMPUTER SUPPLIES-ADM					500.00	164.80	0.00	335.20
908	TOTAL					5,025.00	3,348.96	1,278.96	397.08
909									
910	TRAVEL					1,000.00	0.00	0.00	1,000.00
911	FEES/DUES					0.00	0.00	0.00	0.00
912	TOTAL					1,000.00	0.00	0.00	1,000.00
913									
914	COMPUTERS-HS					7,621.58	6,324.94	2,012.38	(715.74)
915	COMPUTERS-MS					7,621.59	5,399.34	2,012.38	209.87
916	COMPUTERS-PS					7,621.59	5,399.34	2,012.38	209.87
917	COMPUTERS-ES					7,621.59	5,399.33	2,012.39	209.87
918	COMPUTERS-ADM					0.00	0.00	0.00	0.00
919	TOTAL					30,486.35	22,522.95	8,049.53	(86.13)
920									
921	TOTAL DATA PROCESSING					179,111.35	122,206.02	11,402.49	45,502.84
922									
923									
924									
925	CONTRACTED SERVICE-HS					2,482.00	0.00	0.00	2,482.00
926	CONTRACTED SERVICE-MS					2,482.00	0.00	0.00	2,482.00
927	CONTRACTED SERVICE-PS					2,482.00	0.00	0.00	2,482.00
928	CONTRACTED SERVICE-ES					2,482.00	0.00	0.00	2,482.00
929	TOTAL					9,928.00	0.00	0.00	9,928.00
930									
931	TOTAL COMMUNITY SERVICE					9,928.00	0.00	0.00	9,928.00
932									
933									
934									
935	FITNESS EQUIP-PRINCIPAL					0.00	0.00	0.00	0.00
936	FITNESS EQUIP-INTEREST					0.00	0.00	0.00	0.00
937	TOTAL					0.00	0.00	0.00	0.00
938									
939	TOTAL DEBT SERVICE					0.00	0.00	0.00	0.00
940									

61-COMMUNITY SERVICE

71-DEBT SERVICE

	A	B	C	D	E	F	G	H	I
941	<i>81-FACILITIES ACQUISITION & CONSTRUCTION</i>								
942									
943	FACILITY PLANNING					0.00	0.00	0.00	0.00
944	CONT SERVICES-TECHNOLOGY-MS**					0.00	0.00	0.00	0.00
945	CONT SERVICES-TECHNOLOGY-PS**					0.00	0.00	0.00	0.00
946	CONT SERVICES-TECHNOLOGY-ES**					0.00	0.00	0.00	0.00
947	CONT SERVICES-TECHNOLOGY-ADM**					0.00	0.00	0.00	0.00
948	CONT SERVICES-STADIUM					0.00	0.00	0.00	0.00
949	TOTAL					0.00	0.00	0.00	0.00
950									
951	SUPPLIES-STADIUM/TRACK					0.00	0.00	0.00	0.00
952	TOTAL					0.00	0.00	0.00	0.00
953									
954	LAND PURCHASE					0.00	0.00	0.00	0.00
955	FEES-LAND PURCHASE					0.00	0.00	0.00	0.00
956	BUILDING CONSTRUCTION-MS/PS ROOF					0.00	0.00	0.00	0.00
957	BUILDING CONSTRUCTION-HS/ES RENNOV					0.00	0.00	0.00	0.00
958	PARKING/ROADS-ALL SCHOOLS					110,000.00	119,997.68	0.00	(9,997.68)
959	SECURITY RENNOVATIONS-ALL SCHOOLS					0.00	0.00	0.00	0.00
960	BUILDING CONSTRUCTION-STADIUM TRACK					0.00	0.00	0.00	0.00
961	BUILDING CONSTRUCTION-FIELDHOUSE					0.00	0.00	0.00	0.00
962	FURN/EQUIP-TECHNOLOGY-DST**					0.00	0.00	0.00	0.00
963	TOTAL					110,000.00	119,997.68	0.00	(9,997.68)
964									
965	TOTAL FACILITIES & CONSTRUCTION					110,000.00	119,997.68	0.00	(9,997.68)
966									
967	<i>93-PAYMENTS TO MEMBER DISTRICTS/FISCAL AGENTS</i>								
968									
969	SSA-SUPERNET II					9,471.00	5,754.85	0.00	3,716.15
970	SSA-SPECIAL EDUCATION					359,979.00	239,986.02	0.00	119,992.98
971	SSA-RUS-DLT GRANT					0.00	0.00	0.00	0.00
972									
973	TOTAL PAYMENTS TO MEMBER DISTRICTS					369,450.00	245,740.87	0.00	123,709.13
974									
975	<i>99-OTHER INTERGOVERNMENTAL CHARGES</i>								
976									
977	APPRAISAL DISTRICT					118,688.00	29,343.25	0.00	89,344.75
978									
979	TOTAL OTHER INTERGOVERNMENTAL					118,688.00	29,343.25	0.00	89,344.75
980									
981									
982	TOTAL OPERATING BUDGET					13,106,357.35	5,577,950.70	1,197,187.40	6,331,219.25
983									
984									
985	DEBT SERVICE FUND								
986	599								
987									
988	BONDS					0.00	0.00	0.00	0.00
989	INTEREST					0.00	0.00	0.00	0.00

	A	B	C	D	E	F	G	H	I
990	FEES					0.00	0.00	0.00	0.00
991						0.00	0.00	0.00	0.00
992	TOTAL								
993	TOTAL DEBT SERVICE					0.00	0.00	0.00	0.00
994									
995									
996	TOTAL OPERATING FUND								
997	AND DEBT SERVICE					13,106,357.35	5,577,950.70	1,197,187.40	6,331,219.25
998									
999									
1000	***TECHNOLOGY EXPENSES TO BE								
1001	FUNDED					92,500.00	31,303.24	1,364.18	59,832.58
1002									
1003									
1004	REFERENCE GUIDE								
1005									
1006	HS					ST COMP	STATE COMPENSATORY		
1007	MS	HIGH SCHOOL				ESL	ENGLISH/SPANISH LANGUAGE		
1008	PS	MIDDLE SCHOOL				VOC	VOCATIONAL EDUCATION		
1009	ES	PRIMARY SCHOOL				G/T	GIFTED/TALENTED EDUCATION		
1010	ADM	ELEMENTARY SCHOOL				SP ED	SPECIAL EDUCATION		
1011		ADMINISTRATION							
1012									
1013									
1014									
1015									
1016	199-GENERAL FUND								
1017						BUDGETED	RECEIVED		BALANCE
1018	TAXES-CURRENT YEAR					6,209,681.00	5,887,919.08		321,761.92
1019	TAXES-PRIOR YEAR					111,500.00	84,305.73		27,194.27
1020	TAXES-PENALTIES					100,000.00	38,102.48		61,897.52
1021	TAXES-INTEREST					0.00	0.00		0.00
1022	DRIVER EDUCATION TUITION					0.00	0.00		0.00
1023	TUITION-SUMMER SCHOOL					0.00	0.00		0.00
1024	EARNING FROM PERMANENT INVESTMENTS					3,200.00	0.00		3,200.00
1025	EARNING FROM TEMPORARY INVESTMENTS					30,250.00	19,303.35		10,946.65
1026	RENTAL OF FACILITIES					3,250.00	1,633.49		1,616.51
1027	GIFTS/BEQUESTS-MEREDITH-					135,000.00	135,000.00		0.00
1028	GIFTS/BEQUESTS-MEREDITH-HS BAND					0.00	0.00		0.00
1029	GIFTS/BEQUESTS-HS WEIGHT ROOM					0.00	0.00		0.00
1030	GIFTS/BEQUESTS-MEREDITH-ES PLAYG					0.00	0.00		0.00
1031	GIFTS/BEQUESTS					0.00	0.00		0.00
1032	INSURANCE RECOVERY					0.00	0.00		0.00
1033	ATHLETIC ACTIVITY					65,500.00	46,869.57		18,630.43
1034	MISC REVENUE-FISCAL AGENT FEE					52,000.00	0.00		52,000.00
1035	TAXES-CED					0.00	0.00		0.00
1036	MISC REVENUE-LOCAL SOURCES					25,000.00	34,257.82		-9,257.82
1037	CITY OF MINEOLA					6,500.00	1,625.00		4,875.00
1038	HEAD START REIMBURSEMENT					100,000.00	60,986.76		39,013.24

MINEOLA INDEPENDENT SCHOOL DISTRICT

2013-2014 REVENUE

MISD District Improvement Fund	82,602.03	
Head Start	444.50	
District Lost Book Account	18,834.53	
TOTAL		101,881.06

Mineola Primary School

Advisory Council	8,864.66	
Yearbooks	3,278.36	
Box Tops	8,275.56	
Flower Fund	497.02	
Library Fund	2,441.79	
T-Shirts	2,780.57	
Teacher Gifts	13,651.76	
Title I Book Acct	345.00	
School Vending	7,802.09	
Benevolent Fund	12,489.82	
Lounge Vending	211.20	
TOTAL		60,637.83

Mineola Elementary School

Teacher Gifts	3,187.24	
School Annual	1,028.16	
Benevolent Fund	1,412.96	
Advisory Council	4,944.80	
Flower Fund	338.39	
Library Fund	6,432.52	
Lounge Vending	160.19	
Jump Rope	925.24	
School Vending	15,109.38	
P. E.	5.00	
Kiwanis Kids	571.62	
Super Dads	177.74	
TOTAL		34,293.24

Mineola Middle School

AVID	365.88	
Band Fund	0.00	
PE-MS	615.01	
Volleyball	287.00	
Flower Fund	143.83	
Jacket Jazz	176.67	
Advisory Council	1,458.15	
Choir	151.44	
MS Cheerleaders	3,075.74	
MS Yearbook	3,931.89	
Crime Stoppers	485.00	
Junior Honor Society	256.06	
Communities in Schools	775.98	
Athletic Boosters	614.90	
Library Fund	752.14	
Lounge Vending	510.73	
FCA-MS	4,184.46	
Builder's Club	1,127.93	
School Vending	6,605.58	
Benevolent Fund	8,487.70	
Science Club	1,456.80	
Student Council	481.53	

TOTAL

35,944.42

Mineola High School

Art	1,234.03
Auto Mechanics	1,410.49
Anchor Club	522.46
Crime Stoppers	224.62
Annual Staff	5,303.19
Athletic Vending	14,502.24
Athletic Equipment Donations	1,357.28
Band Fund	104.77
Business Club	389.82
Band Trip Fund	2,860.51
D. E. C. A.	602.00
Fellowship of Christian Athletes	2,882.14
Future Farmers of America	2,860.23
Future Homemakers of America	254.39
Class of 2016	1,547.00
Benevolent Fund	2,961.58
Testing/Tuition	862.95
Lounge Vending	702.17
Student Technology Assoc	1,531.41
I-Pad fees	11,981.29
Choir	626.00
Class of 2014	10,789.36
Key Club	694.88
Library Fund	810.53
CIS-Go Center	499.57
Junior Historians	996.71
National Honor Society	280.13
Nature Trail	1,047.10
PAL'S	159.43
Project Graduation	2,495.06
H. S. Players/Drama	2,022.39
Flower Fund	1,113.05
Student Council	371.99
Scholarship Fund	15,113.00
Class of 2015	11,537.17
Spanish Club	252.58
Class of 2013	30.00
Slot Car Racing	2,710.48
Girl's Athletic Scholarship	345.99
Varsity Cheerleaders	2,590.52
AVID	217.17
School Vending	8,106.46

TOTAL

116,904.14

WOOD COUNTY SPECIAL EDUCATION SSA

Activity Fund	1,204.78
---------------	----------

TOTAL


1,204.78

**TEXPOOL
PORTFOLIO SUMMARY
ACTIVITY FOR MONTH ENDING
February 28, 2014**

LOCAL MAINTENANCE

<i>Investments</i>	<i>Cost</i>	<i>Market</i>	<i>Ratio</i>	<i>Interest Rate</i>
Beginning of period	27,229.58	27,229.58	100.00%	0.03%
Deposits	0.00			0
Withdrawals	0.00			
Interest accrued	0.56			
End of Period	27,230.14	27,230.14	100.00%	0.03%

This report is in compliance with the investment strategies as approved by the Public Funds Investment Act



Investment Officer

**TEXPOOL
PORTFOLIO SUMMARY
ACTIVITY FOR MONTH ENDING
February 28, 2014**

FOOD SERVICE

<i>Investments</i>	<i>Cost</i>	<i>Market</i>	<i>Ratio</i>	<i>Interest Rate</i>
Beginning of period	33,549.27	33,549.27	100.00%	0.03%
Deposits	0.00			
Withdrawals	0.00			
Interest accrued	0.74			
End of Period	33,550.01	33,550.01	100.00%	0.03%

This report is in compliance with the investment strategies as approved by the Public Funds Investment Act



Investment Officer

**TEXPOOL
PORTFOLIO SUMMARY
ACTIVITY FOR MONTH ENDING
February 28, 2014**

INTEREST & SINKING

<i>Investments</i>	<i>Cost</i>	<i>Market</i>	<i>Ratio</i>	<i>Interest Rate</i>
Beginning of period	107,116.89	107,116.89	100.00%	0.03%
Deposits	0.00			
Withdrawals	0.00			
Interest accrued	2.32			
End of Period	107,119.21	107,119.21	100.00%	0.03%

This report is in compliance with the investment strategies as approved by the Public Funds Investment Act

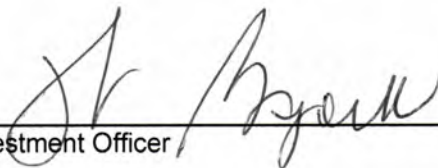

Investment Officer

**TEXPOOL
PORTFOLIO SUMMARY
ACTIVITY FOR MONTH ENDING
February 28, 2014**

WORKERS COMPENSATION

<i>Investments</i>	<i>Cost</i>	<i>Market</i>	<i>Ratio</i>	<i>Interest Rate</i>
Beginning of period	467,797.46	467,797.46	100.00%	0.03%
Deposits	0.00			
Withdrawals	1,387.33			
Interest accrued	10.13			
End of Period	466,420.26	466,420.26	100.00%	0.03%

This report is in compliance with the investment strategies as approved by the Public Funds Investment Act



Investment Officer

**TEXPOOL
PORTFOLIO SUMMARY
ACTIVITY FOR MONTH ENDING
February 28, 2014**

DAN PEACOCK TRUST

<i>Investments</i>	<i>Cost</i>	<i>Market</i>	<i>Ratio</i>	<i>Interest Rate</i>
Beginning of period	16,093.02	16,093.02	100.00%	0.03%
Deposits	0.00			
Withdrawals	0.00			
Interest accrued	0.28			
End of Period	16,093.30	16,093.30	100.00%	0.03%

This report is in compliance with the investment strategies as approved by the Public Funds Investment Act


Investment Officer


**TEXPOOL
PORTFOLIO SUMMARY
ACTIVITY FOR MONTH ENDING
February 28, 2014**

G. W. ENGLISH TRUST

<i>Investments</i>	<i>Cost</i>	<i>Market</i>	<i>Ratio</i>	<i>Interest Rate</i>
Beginning of period	235,687.36	235,687.36	100.00%	0.03%
Deposits	0.00			
Withdrawals	0.00			
Interest accrued	5.14			
End of Period	235,692.50	235,692.50	100.00%	0.03%

This report is in compliance with the investment strategies as approved by the Public Funds Investment Act

Investment Officer




**MINEOLA COMMUNITY BANK
PORTFOLIO SUMMARY
ACTIVITY FOR MONTH ENDING
February 28, 2014**

JUDGE TRUST

<i>Investments</i>	<i>Cost</i>	<i>Market</i>	<i>Ratio</i>	<i>Interest Rate</i>
Beginning of period				
CD	18,000.00	18,000.00	100.00%	0.60%
CD	24,329.52	24,329.52	100.00%	0.60%
CD	26,814.59	26,814.59	100.00%	0.60%
SAVINGS ACCT	3,226.79	3,226.79	100.00%	0.25%
Deposits	16.00			
Withdrawals	0.00			
Quarterly Interest	0.00			
End of Period				
CD	18,000.00	18,000.00	100.00%	0.60%
CD	24,329.52	24,329.52	100.00%	0.60%
CD	26,814.59	26,814.59	100.00%	0.60%
SAVINGS ACCT	3,242.79	3,242.79	100.00%	0.25%

This report is in compliance with the investment strategies as approved by the Public Funds Investment Act




 Investment Officer

PORTFOLIO SUMMARY
ACTIVITY FOR MONTH ENDING
February 28, 2014

CERTIFICATE OF DEPOSIT/SAVINGS

<i>Investments</i>	<i>Cost</i>	<i>Market</i>	<i>Ratio</i>	<i>Interest Rate</i>
Beginning of period	10,563,305.36	10,563,305.36	100.00%	
Deposits	559,061.41			
Withdrawals	800,000.00			
End of period	10,322,366.77	10,322,366.77		
Interest Accrued	2,002.30			
End of Period				
Bank Texas				
CD # 8025567	263,773.03	263,773.03	100.00%	0.60%
Bank Texas				
CD # 8025872	1,053,882.20	1,053,882.20	100.00%	1.00%
First National Bank-Gilmer in Mineola				
CD # 1005229	239,605.19	239,605.19	100.00%	0.60%
Mineola Community				
CD # 01-00542339-9	159,222.59	159,222.59	100.00%	0.60%
Capital One				
Savings #3830656862	8,403,163.64	8,403,163.64	100.00%	0.40%
City National Bank				
CD #10305497	202,720.12	202,720.12	100.00%	0.60%

This report is in compliance with the investment strategies as approved by the Public Funds Investment Act



 Investment Officer

**CAPITAL ONE BANK
PORTFOLIO SUMMARY
ACTIVITY FOR MONTH ENDING
February 28, 2014**

WOOD COUNTY SPECIAL EDUCATION SHARED SERVICES ARRANGEMENT

<i>Investments</i>	<i>Cost</i>	<i>Market</i>	<i>Ratio</i>	<i>Interest Rate</i>
Beginning of period	696,843.02	696,843.02	100.00%	0.30%
Deposits	0.00			
Withdrawals	0.00			
Interest accrued	160.10			
End of Period	697,003.12	697,003.12	100.00%	0.30%

This report is in compliance with the investment strategies as approved by the Public Funds Investment Act



Investment Officer

**TEXPOOL
PORTFOLIO SUMMARY
ACTIVITY FOR MONTH ENDING
February 28, 2014**

**WOOD COUNTY SPECIAL EDUCATION SHARED SERVICES ARRANGEMENT
WORKER'S COMPENSATION**

<i>Investments</i>	<i>Cost</i>	<i>Market</i>	<i>Ratio</i>	<i>Interest Rate</i>
Beginning of period	15,995.23	15,995.23	100.00%	0.03%
Deposits	0.00			
Withdrawals	341.04			
Interest accrued	0.28			
End of Period	15,654.47	15,654.47	100.00%	0.03%

This report is in compliance with the investment strategies as approved by the Public Funds Investment Act


Investment Officer


**TEXPOOL
PORTFOLIO SUMMARY
ACTIVITY FOR MONTH ENDING
February 28, 2014**

WOOD COUNTY SPECIAL EDUCATION SHARED SERVICES ARRANGEMENT

<i>Investments</i>	<i>Cost</i>	<i>Market</i>	<i>Ratio</i>	<i>Interest Rate</i>
Beginning of period	15,390.93	15,390.93	100.00%	0.03%
Deposits	0.00			
Withdrawals	0.00			
Interest accrued	0.28			
End of Period	15,391.21	15,391.21	100.00%	0.03%

This report is in compliance with the investment strategies as approved by the Public Funds Investment Act

Investment Officer



BANK: 01 LOCAL MAINTENANCE

TYPE	CHECK NUMBER	CHECK DATE	CHECK AMOUNT	REMITTED TO
OFFC	62539	2-06-2014	1,063.20	9781 DRURY INN - <i>REPLACE CR# 62405</i>
SYST	62541*	2-17-2014	405.61	6085 ACE HARDWARE - <i>MAINTENANCE</i>
SYST	62542	2-17-2014	350.85	1697 ALERT SERVICES, INC. - <i>NURSE</i>
SYST	62543	2-17-2014	70.00	9551 ALGEBRA READINESS EDUCATORS, LLC - <i>MS MATH</i>
SYST	62544	2-17-2014	76.01	9800 ANTHONY DEFRANCISIS - <i>GAME OFFICIAL</i>
SYST	62545	2-17-2014	300.00	9797 ARP HIGH SCHOOL - <i>BASEBALL</i>
SYST	62546	2-17-2014	210.03	3549 AT&T - <i>PHONE LINES</i>
SYST	62547	2-17-2014	9.42	3533 AT&T LONG DISTANCE - <i>LONG DISTANCE</i>
SYST	62548	2-17-2014	121.87	4783 BENNIE TAYLOR - <i>GAME OFFICIAL</i>
SYST	62549	2-17-2014	59.58	9701 BETH BELL - <i>REIMBURSE</i>
SYST	62550	2-17-2014	32.39	7237 BILL SELF - <i>REIMBURSE</i>
SYST	62551	2-17-2014	102.50	9801 BOBBY BROOKS - <i>GAME OFFICIAL</i>
SYST	62552	2-17-2014	240.00	9804 BPA TEXAS ASSOCIATION - <i>HS BUSINESS CLUB</i>
SYST	62553	2-17-2014	250.00	1114 BROWNSBORO I.S.D. - <i>BASEBALL</i>
SYST	62554	2-17-2014	4,040.68	3149 BUSGET BUSINESS SYSTEMS - <i>TONER ALL SCHOOLS</i>
SYST	62555	2-17-2014	979.91	9645 BWI COMPANIES, INC - <i>BASEBALL / SOFTBALL</i>
SYST	62556	2-17-2014	313.00	1033 CADE'S BUILDING MATERIALS, INC. - <i>MAINTENANCE</i>
SYST	62557	2-17-2014	342.76	6944 CDW GOVERNMENT, INC - <i>TECH SUPPLY</i>
SYST	62558	2-17-2014	48.00	3935 CHERYL'S LAKE COUNTRY FLORIST - <i>BUCHANAN</i>
SYST	62559	2-17-2014	294.00	9653 CHOPPERS OUTDOOR POWER - <i>MAINTENANCE</i>
SYST	62560	2-17-2014	98.27	2584 CINDY THATCHER - <i>REIMBURSE</i>
SYST	62561	2-17-2014	534.26	9753 CKL SOLUTIONS - <i>MAINTENANCE</i>
SYST	62562	2-17-2014	47.42	9327 CLAYTON HARRIS - <i>REIMBURSE</i>
SYST	62563	2-17-2014	24,122.34	4447 COMPUTERLAND NETWORK TECHNOLOGIES - <i>EMAIL ARCHIVE</i>
SYST	62564	2-17-2014	396.00	954 DAIRY QUEEN - <i>ATHLETIC MEAL</i>
SYST	62565	2-17-2014	939.00	557 DEALERS ELECTRICAL SUPPLY CO. - <i>MAINTENANCE</i>
SYST	62566	2-17-2014	149.30	9802 DEBORAH GIBBS - <i>REIMBURSE</i>
SYST	62567	2-17-2014	7,249.49	8444 DUKO OIL CO, INC - <i>TRANSPORTATION</i>
SYST	62568	2-17-2014	164.00	563 EAST TEXAS ALARM, INC. - <i>MAINTENANCE</i>
SYST	62569	2-17-2014	4,598.85	7928 EDUCATOR'S DEPOT INC - <i>HS BAND</i>
SYST	62570	2-17-2014	115.00	9792 EL PRESIDENTE - <i>ATHLETIC MEAL</i>
SYST	62571	2-17-2014	365.00	6371 ELLIOTT-THOMAS HEALTH CENTER, P.C. - <i>PHYSICAL</i>
SYST	62572	2-17-2014	78.38	8616 ERRIN ALLEN - <i>REIMBURSE</i>
SYST	62573	2-17-2014	2,960.40	5291 FOLLETT - <i>HS LIBRARY</i>
SYST	62574	2-17-2014	438.97	7703 G&K SERVICES - <i>MAINTENANCE - CUSTODIAL - TRANSPORTATION</i>
SYST	62575	2-17-2014	2,522.66	4548 GRAINGER - <i>MAINTENANCE</i>
SYST	62576	2-17-2014	125.00	5402 HARDY COOK & HARDY, PC - <i>SCHOOL ATTY</i>
SYST	62577	2-17-2014	350.00	8228 HAWKINS ATHLETICS - <i>BASEBALL</i>
SYST	62578	2-17-2014	1,245.00	9636 HEATHER PARKS - <i>BAND - JAN</i>
SYST	62579	2-17-2014	979.02	8888 HYATT REGENCY - <i>HS BUSINESS CLUB</i>
SYST	62580	2-17-2014	145.85	5830 JACOB ROBINSON - <i>GAME OFFICIAL</i>
SYST	62581	2-17-2014	130.34	8045 JAMES MONMOUTH - <i>GAME OFFICIAL</i>
SYST	62582	2-17-2014	115.34	1772 JAMES R ANDERSON - <i>GAME OFFICIAL</i>
SYST	62583	2-17-2014	112.50	8901 JASON GOODSON - <i>REIMBURSE</i>
SYST	62584	2-17-2014	92.29	7017 JASON LINDSEY - <i>GAME OFFICIAL</i>
SYST	62585	2-17-2014	105.00	5072 JEFF DOWN - <i>GAME OFFICIAL</i>
SYST	62586	2-17-2014	221.65	8168 JOE DRENNON - <i>REIMBURSE</i>
SYST	62587	2-17-2014	205.10	1475 JOHN DEERE FINANCIAL - <i>MAINTENANCE</i>

BANK: 01 LOCAL MAINTENANCE

CHECK TYPE	CHECK NUMBER	CHECK DATE	CHECK AMOUNT	REMITTED TO
SYST	62588	2-17-2014	175.60	8020 JOHNNY JENNINGS - <i>GAME OFFICIAL</i>
SYST	62589	2-17-2014	130.34	8396 JORDAN BEARD - <i>GAME OFFICIAL</i>
SYST	62590	2-17-2014	56.95	3737 KAMICO INSTRUCTIONAL MEDIA - <i>MS READING</i>
SYST	62591	2-17-2014	78.63	5929 KYLE CARSON - <i>GAME OFFICIAL</i>
SYST	62592	2-17-2014	33.61	8633 KYLE LITTLE - <i>GAME OFFICIAL</i>
SYST	62593	2-17-2014	132.88	9779 LESTER A MELONTREE - <i>GAME OFFICIAL</i>
SYST	62594	2-17-2014	1,013.00	9616 LONE STAR PERCUSSION - <i>HS BAND</i>
SYST	62595	2-17-2014	825.41	2686 LOWE'S - <i>MAINTENANCE</i>
SYST	62596	2-17-2014	27.50	8169 LUKE BLACKWELL - <i>REIMBURSE</i>
SYST	62597	2-17-2014	103.82	9807 MARK LILES - <i>GAME OFFICIAL</i>
SYST	62598	2-17-2014	106.45	9788 MARLEAH AKINS - <i>GAME OFFICIAL</i>
SYST	62599	2-17-2014	171.88	6468 MATHESON TRI-GAS, INC. - <i>V6 A6</i>
SYST	62600	2-17-2014	50.00	9808 MICHELLE FISCHER - <i>UIL MEALS</i>
SYST	62601	2-17-2014	101.00	8433 MIKE SORENSON - <i>REIMBURSE</i>
SYST	62602	2-17-2014	200.02	1457 MINEOLA AUTO SUPPLY - <i>AUTO MECHANICS</i>
SYST	62603	2-17-2014	23,834.69	8076 MINEOLA ISD TAX COLLECTOR - <i>AUTO TAX PAY</i>
SYST	62604	2-17-2014	50.00	9353 MINEOLA PRIMARY SCHOOL LIBRARY - <i>JAMES DEAR</i>
SYST	62605	2-17-2014	5,276.62	1815 MINEOLA SUPPLY COMPANY, INC. - <i>CUSTODIAL</i>
SYST	62606	2-17-2014	202.18	9803 MOOYAH BURGER - <i>ATHLETIC MEALS</i>
SYST	62607	2-17-2014	195.00	9805 MORRISON HEALTHCARE FOOD SERVICE - <i>SuperNET II</i>
SYST	62608	2-17-2014	200.00	5119 MT PLEASANT HIGH SCHOOL - <i>BAND</i>
SYST	62609	2-17-2014	429.00	9738 N2Y - <i>PS Sp Ed</i>
SYST	62610	2-17-2014	113.05	9762 NICHOLAS KUNZMAN - <i>GAME OFFICIAL</i>
SYST	62611	2-17-2014	651.89	8110 O'REILLY AUTO PARTS - <i>TRANSPORTATION</i>
SYST	62612	2-17-2014	383.92	683 FENDER'S MUSIC COMPANY - <i>HS BAND</i>
SYST	62613	2-17-2014	206.62	685 PRICE INTERNATIONAL, INC - <i>TRANSPORTATION</i>
SYST	62614	2-17-2014	60.00	9734 RACHAEL STOFIE - <i>GAME OFFICIAL</i>
SYST	62615	2-17-2014	55.00	9716 RAIDER PRIDE BOOSTER CLUB - <i>ATHLETIC MEALS</i>
SYST	62616	2-17-2014	87.50	9466 RANDOLPH MUNOZ - <i>REIMBURSE</i>
SYST	62617	2-17-2014	70.00	5868 REGINA HOLLIE - <i>GAME OFFICIAL</i>
SYST	62618	2-17-2014	100.00	6440 REGION IV UIL MUSIC - <i>HS CHOIR UIL</i>
SYST	62619	2-17-2014	65.85	9199 RICHARD HODDE - <i>GAME OFFICIAL</i>
SYST	62620	2-17-2014	685.00	7334 RUDD CONTRACTING CO, INC - <i>MAINTENANCE</i>
SYST	62621	2-17-2014	252.56	8442 RUSH BUS CENTERS - <i>TRANSPORTATION</i>
SYST	62622	2-17-2014	104.85	3785 SAFETY-KLEEN SYSTEMS, INC - <i>TRANSPORTATION</i>
SYST	62623	2-17-2014	3,200.00	8497 SCHNEIDER ELECTRIC BUILDINGS AMERIC - <i>MAINT- CONTRACT- ENERGY SYSTEM</i>
SYST	62624	2-17-2014	165.00	6642 SCHOLASTIC BOOK FAIRS INC - <i>MS READING</i>
SYST	62625	2-17-2014	644.36	724 SCHOOL SPECIALTY, INC. - <i>HEAD START 3RD G, PS OFFICE</i>
SYST	62626	2-17-2014	85.51	6463 SHANE CHAMBLESS - <i>GAME OFFICIAL</i>
SYST	62627	2-17-2014	219.93	5411 SHANE HELMS - <i>GAME OFFICIAL</i>
SYST	62628	2-17-2014	85.43	7494 SHANE WEST - <i>GAME OFFICIAL</i>
SYST	62629	2-17-2014	45.00	6883 SUBWAY - <i>SCHOOL BOARDS</i>
SYST	62630	2-17-2014	164.00	9780 SUBWAY-BIG SANDY - <i>ATHLETIC MEAL</i>
SYST	62631	2-17-2014	225.00	7133 SULPHUR SPRINGS ISD - <i>SOFTBALL</i>
SYST	62632	2-17-2014	95.99	9806 TAMMY LANE - <i>REIMBURSE</i>
SYST	62633	2-17-2014	320.00	2481 TASA - <i>ALLEN SAUER</i>
SYST	62634	2-17-2014	459.00	5749 THE TERMINIX INTERNATIONAL COMPANY - <i>MAINTENANCE</i>
SYST	62635	2-17-2014	700.00	2473 TEXAS ASSOCIATION OF SCHOOL ADM. - <i>10/14 DUEL</i>

BANK: 01 LOCAL MAINTENANCE

TYPE	CHECK NUMBER	CHECK DATE	CHECK AMOUNT	REMITTED TO
SYST	62636	2-17-2014	24.00	774 TEXAS DEPT OF PUBLIC SAFETY - <i>CRIMINAL history- DEC</i>
SYST	62637	2-17-2014	197.00	4859 THE FEDERAL NEWS SERVICES, INC - <i>TRANSPORTATION</i>
SYST	62638	2-17-2014	588.00	5488 THE LAB - <i>ADULT DRUG TESTING</i>
SYST	62639	2-17-2014	83.99	7345 THERESA MALLORY - <i>REIMBURSE</i>
SYST	62640	2-17-2014	104.80	7337 TODD HATTON - <i>GAME OFFICIAL</i>
SYST	62641	2-17-2014	87.50	3775 TODD KARCH - <i>REIMBURSE</i>
SYST	62642	2-17-2014	389.77	9796 TYLER ISD - <i>Football PLAYOFF</i>
SYST	62643	2-17-2014	285.90	2 TYLER TECHNOLOGIES, INC - <i>TRAINING</i>
SYST	62644	2-17-2014	116.75	800 UNIVERSITY INTERSCHOLASTIC LEAGUE - <i>HS UIL</i>
SYST	62645	2-17-2014	250.00	7927 VAN HIGH SCHOOL - <i>BASEBALL</i>
SYST	62646	2-17-2014	300.33	822 WAL-MART STORES TEXAS, LLC - <i>ADMIN. MS SCIENCE, ES AFTER SCHOOL, TRAINING COST</i>
SYST	62647	2-17-2014	94.42	6343 WENDI GOWAN - <i>REIMBURSE</i>
SYST	62648	2-17-2014	4,083.50	8817 WEST MUSIC COMPANY, INC. - <i>HS BAND</i>
SYST	62649	2-17-2014	112.86	662 WILLIAM V MACGILL & COMPANY - <i>NURSE</i>
SYST	62650	2-17-2014	39,997.67	837 WOOD COUNTY SPECIAL EDUCATION SSA - <i>MONTHLY SPED LIA</i>
OFFC	62651	2-18-2014	4,000.00	9809 PITNEY BOWES RESERVE ACCOUNT - <i>POSTAGE</i>
OFFC	62652	2-18-2014	5,682.64	571 CENTERPOINT ENERGY RESOURCES CORP. - <i>GAS</i>
OFFC	62653	2-20-2014	384.10	9519 CAPITAL ONE CORPORATE CARD - <i>ASSESSMENT CONF</i>
OFFC	62654	2-20-2014	67.79	822 WAL-MART STORES TEXAS, LLC - <i>TRANSPORTATION</i>
OFFC	62655	2-24-2014	21,137.38	745 AEP SOUTHWESTERN ELECTRIC POWER - <i>ELECTRIC</i>
SYST	62656	2-28-2014	70.00	9551 ALGEBRA READINESS EDUCATORS, LLC - <i>5TH G</i>
SYST	62657	2-28-2014	117.00	6297 ANDREW LEEWRIGHT - <i>OVER 65 TAX REFUND</i>
SYST	62658	2-28-2014	76.80	6774 ANTHONY STONE - <i>GAME OFFICIAL</i>
SYST	62659	2-28-2014	228.80	5517 BARNES & NOBLE BOOKSELLERS, INC. - <i>MS READING</i>
SYST	62660	2-28-2014	648.37	1467 BAXTER SALES COMPANY, INC. - <i>CUSTODIAL</i>
SYST	62661	2-28-2014	82.76	9821 BLAKE NELSON - <i>GAME OFFICIAL</i>
SYST	62662	2-28-2014	105.00	9819 BRIAN THOMAS - <i>GAME OFFICIAL</i>
SYST	62663	2-28-2014	450.00	9812 BROOK HILL ATHLETIC BOOSTER CLUB - <i>GOLF</i>
SYST	62664	2-28-2014	390.47	522 BSN/PASSON'S/GSC/CONLIN SPORTS - <i>BASEBALL</i>
SYST	62665	2-28-2014	128.00	3149 BUDGET BUSINESS SYSTEMS - <i>PS OFFICE</i>
SYST	62666	2-28-2014	500.00	4487 BULLARD ISD - <i>TRACK</i>
SYST	62667	2-28-2014	400.00	1601 CANTON I.S.D. - <i>TRACK</i>
SYST	62668	2-28-2014	791.61	9519 CAPITAL ONE CORPORATE CARD - <i>ASSESSMENT CONF</i>
SYST	62669	2-28-2014	285.80	9817 CHAD MCANINCH - <i>GAME OFFICIAL</i>
SYST	62670	2-28-2014	100.00	9181 CHAMPIONS FOR CHILDREN - <i>READING, PALMER</i>
SYST	62671	2-28-2014	105.00	9818 CHARLES TERRELL - <i>GAME OFFICIAL</i>
SYST	62672	2-28-2014	547.85	1329 CHEVRON - <i>Ve Ag, BAND, TCEA, ANCHOR Club</i>
SYST	62673	2-28-2014	300.00	9674 CHRIS BRANNAN - <i>MS MEALS</i>
SYST	62674	2-28-2014	133.42	9674 CHRIS BRANNAN - <i>REIMBURSE</i>
SYST	62675	2-28-2014	2,548.35	549 CITY OF MINEOLA - <i>WATER</i>
SYST	62676	2-28-2014	35.00	5023 CRANDALL I.S.D. - <i>POWERLIFTING</i>
SYST	62677	2-28-2014	85.00	8007 DAIRY QUEEN OF TATUM - <i>Athletic meals</i>
SYST	62678	2-28-2014	45.00	9824 DR JOHN FULLER - <i>REIMBURSE</i>
SYST	62679	2-28-2014	992.70	908 EAST TEXAS SPORTS CENTER - <i>SOFTBALL</i>
SYST	62680	2-28-2014	138.00	9799 EDUCATIONAL DESIGNS, LLC - <i>KINDERGARTEN</i>
SYST	62681	2-28-2014	140.40	9823 EDWARD HARDY - <i>GAME OFFICIAL</i>
SYST	62682	2-28-2014	63.27	9822 EMILY CAVANAUGH - <i>REIMBURSE</i>
SYST	62683	2-28-2014	1,050.00	5012 EUSTACE ISD - <i>TRACK</i>

BANK: 01 LOCAL MAINTENANCE

CHECK TYPE	CHECK NUMBER	CHECK DATE	CHECK AMOUNT	REMITTED TO
SYST	62684	2-28-2014	305.97	9826 EXTENDED STAY AMERICA <i>Boyd St Bk</i>
SYST	62685	2-28-2014	50.00	9495 FACTS4ME, INC - <i>HS SCIENCE</i>
SYST	62686	2-28-2014	85.65	2170 FLATT STATIONERS, INC. - <i>ED OFFICE</i>
SYST	62687	2-28-2014	42.50	8166 GREG CASEY - <i>REIMBURSE</i>
SYST	62688	2-28-2014	237.06	9713 HEDGEHOG LEARNING - <i>HS MATH</i>
SYST	62689	2-28-2014	909.06	9814 HYATT PLACE - <i>Sauer, Gould, Lorenton</i>
SYST	62690	2-28-2014	111.16	9811 JALAPENO TREE - <i>ATHLETIC MEAL</i>
SYST	62691	2-28-2014	83.79	8364 JENNIFER FULIN - <i>REIMBURSE</i>
SYST	62692	2-28-2014	107.38	8921 JODY JUVERA - <i>GAME OFFICIAL</i>
SYST	62693	2-28-2014	127.22	8706 JOE TEMPLE - <i>GAME OFFICIAL</i>
SYST	62694	2-28-2014	238.97	7650 JOHN TALLEY - <i>REIMBURSE</i>
SYST	62695	2-28-2014	5,524.75	6691 JOHNNY NEIDHOLT - <i>SIDE WALK - IN NATURE TRAIL</i>
SYST	62696	2-28-2014	48.00	5790 KENDALL GOULD - <i>REIMBURSE</i>
SYST	62697	2-28-2014	60.00	8596 KENT TOWNSEND - <i>GAME OFFICIAL</i>
SYST	62698	2-28-2014	7.50	681 LONG FEED & SEED - <i>HS SCIENCE</i>
SYST	62699	2-28-2014	75.00	9788 MARLEAH AKINS - <i>GAME OFFICIAL</i>
SYST	62700	2-28-2014	78.55	6468 MATHESON TRI-GAS, INC. - <i>Auto Mech</i>
SYST	62701	2-28-2014	24.94	6790 MCDONALD'S - <i>ATHLETIC MEAL</i>
SYST	62702	2-28-2014	47.94	8059 MCDONALD'S - <i>ATHLETIC MEAL</i>
SYST	62703	2-28-2014	66.15	7821 MCDONALD'S - <i>ATHLETIC MEAL</i>
SYST	62704	2-28-2014	236.12	4649 MCGRAW-HILL COMPANIES - <i>Ed Sp Ed</i>
SYST	62705	2-28-2014	46.85	8365 MICHELLE DUDLEY - <i>REIMBURSE</i>
SYST	62706	2-28-2014	12,000.99	8076 MINEOLA ISD TAX COLLECTOR - <i>Auto Tax Pymt</i>
SYST	62707	2-28-2014	3.26	8155 MUNICIPAL SERVICES BUREAU - <i>Toll pymt</i>
SYST	62708	2-28-2014	107.38	8779 OLIVER STURNS - <i>GAME OFFICIAL</i>
SYST	62709	2-28-2014	516.37	9825 PITNEY BOWES PURCHASE POWER - <i>POSTAGE</i>
SYST	62710	2-28-2014	90.00	9146 PIZZA HUT OF EAST TEXAS - <i>ATHLETIC MEAL</i>
SYST	62711	2-28-2014	459.83	701 QUILL CORPORATION - <i>HS OFFICE</i>
SYST	62712	2-28-2014	60.00	3819 QUITMAN BULLDOG BOOSTER CLUB - <i>ATHLETIC MEAL</i>
SYST	62713	2-28-2014	184.17	7841 RANDY HONEA - <i>GAME OFFICIAL</i>
SYST	62714	2-28-2014	95.00	1365 REGION VII EDUCATION SERVICE CENTER - <i>Watts, Redding, Palmer, Kolbye, Dudley</i>
SYST	62715	2-28-2014	115.50	3785 SAFETY-KLEEN SYSTEMS, INC - <i>Auto Med Cameron, West</i>
SYST	62716	2-28-2014	394.73	724 SCHOOL SPECIALTY, INC. - <i>Ps Office, HS Office, 3rd G</i>
SYST	62717	2-28-2014	123.83	5411 SHANE HELMS - <i>GAME OFFICIAL</i>
SYST	62718	2-28-2014	1,280.79	7587 STAGE ACCENTS - <i>HS BAND</i>
SYST	62719	2-28-2014	51.20	8486 STEPHANIE GRIFFIN - <i>REIMBURSE</i>
SYST	62720	2-28-2014	168.29	2013 STORY-WRIGHT INC. - <i>Adm, Nurde</i>
SYST	62721	2-28-2014	142.10	8886 SUBWAY - <i>ATHLETIC MEAL</i>
SYST	62722	2-28-2014	110.00	9806 TAMMY LANE - <i>Bus Club MEAL</i>
SYST	62723	2-28-2014	61.95	763 TASB, INC - <i>BOARD Election</i>
SYST	62724	2-28-2014	660.00	3765 TASSP - <i>Sauer, Gould, Lorenton</i>
SYST	62725	2-28-2014	2,178.15	5035 TATUM MUSIC CO, INC - <i>HS BAND</i>
SYST	62726	2-28-2014	17.00	774 TEXAS DEPT OF PUBLIC SAFETY - <i>CRIMINAL history JAN</i>
SYST	62727	2-28-2014	130.00	7465 TREASURE REWARDS - <i>1st G, 2nd G</i>
SYST	62728	2-28-2014	65.76	8474 UIL - <i>PLAYOFF GAME</i>
SYST	62729	2-28-2014	8.67	7840 UPS - <i>IPAD REPAIR</i>
SYST	62730	2-28-2014	550.00	8349 VAN ATHLETIC DEPARTMENT - <i>TRACK</i>
SYST	62731	2-28-2014	62.36	5580 VENITA WATTS - <i>REIMBURSE</i>

BANK: 01 LOCAL MAINTENANCE

CHECK TYPE	CHECK NUMBER	CHECK DATE	CHECK AMOUNT	REMITTED TO
SYST	62732	2-28-2014	2,422.00	807 VISUAL TECHNIQUES, INC. - <i>Tech Supply All Schools</i>
SYST	62733	2-28-2014	1,462.86	822 WAL-MART STORES TEXAS, LLC - <i>Head Start, Golf, Athletics, Mid After School</i>
SYST	62734	2-28-2014	82.76	9820 WES LAWRENCE - <i>GAME OFFICIAL</i>
SYST	62735	2-28-2014	504.00	1040 WHITE OAK ISD - <i>MS BAND</i>
SYST	62736	2-28-2014	134.50	8972 WING DINGERS - <i>ATHLETIC MEAL</i>
SYST	62737	2-28-2014	400.00	6531 WINONA ATHLETIC BOOSTERS - <i>TRACK</i>

BANK 01 TOTALS	SYSTEM CHECKS	OFFICE CHECKS	VOID CHECKS	NO CHECKS	CHECK AMOUNTS
				192	189,926.18
				6	32,335.11
				0	0.00
				198	222,261.29