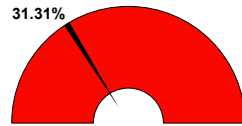


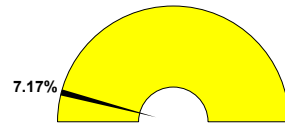
General Fund | Revenue Dashboard

For the Period Ending July 31, 2020

Projected Year End Fund Balance as % of Budgeted Revenues

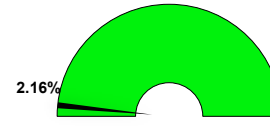


Actual YTD Revenues




Projected YTD Revenues
0.00%

Actual YTD Local Sources



Projected YTD Local Sources
0.86%

Actual YTD State Sources



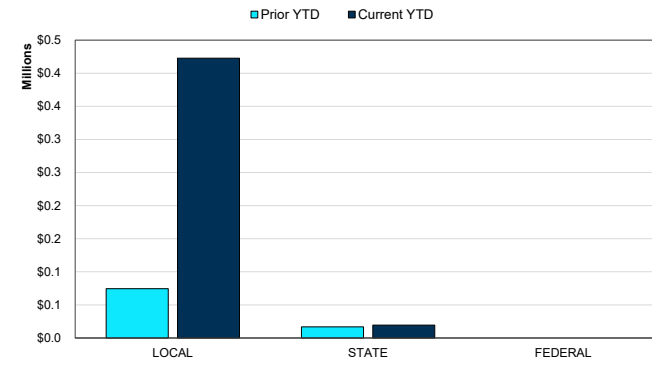
Projected YTD State Sources
3.26%

Top 10 Sources of Revenue Year-to-Date

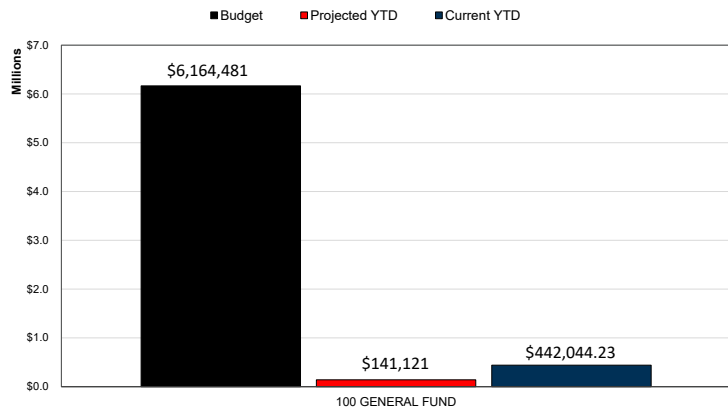
Insurance Recovery	\$379,922
Taxes, Prior Years	\$21,625
Trs/Trs Care On-Behalf Payment	\$19,350
Taxes, Current Year Levy	\$12,683
Penalties-Interest-Oth Tax Rev	\$6,460
Rent	\$1,475
Earnings Temp Deposits/Invest	\$412
Other Revenues From Local	\$115
Per Capita Apportionment	\$1

Percent of Total Revenues YTD **100.00%**

Revenue by Source



Revenue Comparison



Revenue by Source

