



WEST CHIC
ELEMENTARY SC
Together for Excellence ★ ¡Juntos sí!

Trimester 1 Results 2022-2023

Presented to the Board of Education

January 19, 2023

Will we meet our goals?

Goals written to MAP assessments.

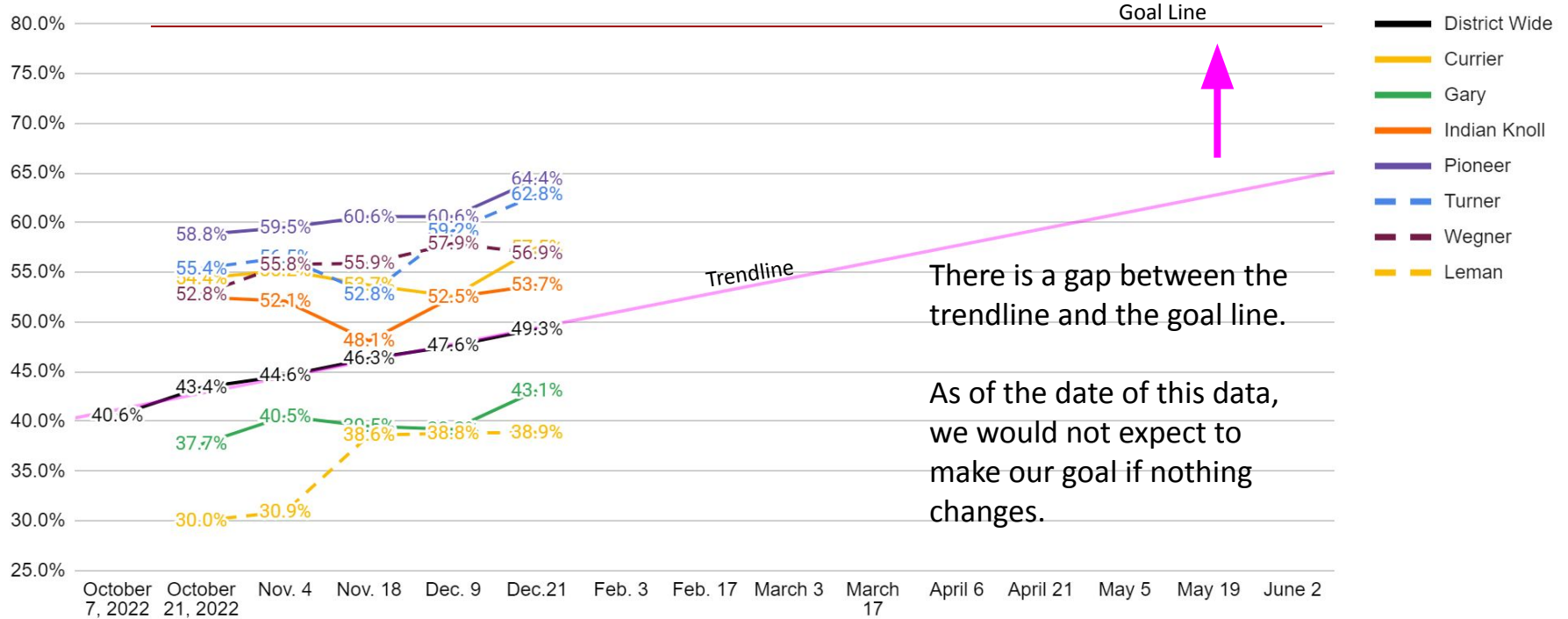
Between MAP testing windows (fall, winter, spring) we use additional measures to predict progress and attaining our goals.

SchoolPace- IRLA (English Reading framework) & ENIL (Spanish Reading Framework)

Freckle Math (Grades 1-8)- Differentiation & Practice tool

Will we meet our reading goals?

Proficient Readers in English, Spanish or Both: SchoolPace Data



There is a gap between the trendline and the goal line.

As of the date of this data, we would not expect to make our goal if nothing changes.

Students in Freckle: 4 or more adaptive practice sessions

Target: student numbers equal enrollment for grades 1-5 or 6 & 8

School	Enrollment	October 14	October 28	November 11	December 2	December 21	
Currier	302	159	220	192	253	222	
Gary	380	136	256	194	277	228	
Indian Knoll	224	123	197	165	206	185	
Pioneer	230	114	192	131	206	151	
Turner	243	53	153	78	169	93	
Wegner	299	203	270	257	291	280	
Leman	750	54*	166	190	208	80	

*7th grade piloting IXL, 6th & 8th using Freckle

Will we meet our math goals?



WEST CHICAGO
ELEMENTARY
SCHOOLS
Together for Excellence
¡Juntos por la Excelencia!

Freckle Growth: Numbers in Base 10 (NBT) and Operations & Algebraic Thinking (OA)

Target: to reach growth of 1.5 by June 2023

Base 10 NBT	October 14	October 28	November 11	December 2	December 21
District	0.51	0.79	0.91	0.96	1.01
Currier	0.64	0.98	1.12	1.09	1.18
Gary	0.43	0.76	0.90	0.97	0.99
Indian Knoll	0.43	0.68	0.88	0.85	0.87
Pioneer	0.49	0.73	0.88	1.01	1.08
Turner	0.31	0.55	0.82	1.06	1.16
Wegner	0.55	0.88	0.94	0.96	1.02
Leman	0.43	0.40	0.41	0.38	0.37

Operations & Algebraic Thinking OA	October 14	October 28	November 11	December 2	December 21
District	0.51	0.63	0.78	0.85	0.93
Currier	0.58	0.63	0.92	1.02	1.08
Gary	0.47	0.60	0.69	0.74	0.84
Indian Knoll	0.51	0.63	0.70	0.80	0.95
Pioneer	0.51	0.62	0.75	0.80	0.91
Turner	0.43	0.56	0.78	0.82	0.90
Wegner	0.62	0.79	0.91	0.97	1.02

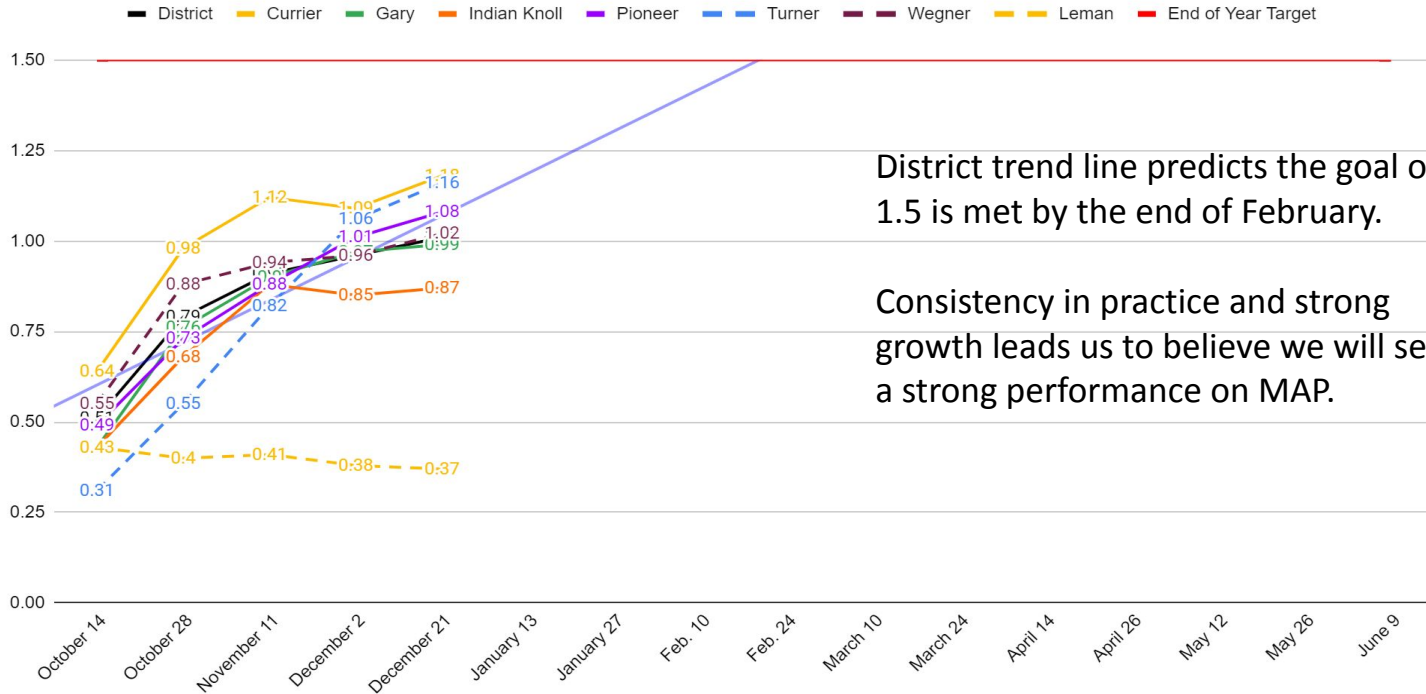
Will we meet our math goals?



WEST CHICAGO
ELEMENTARY
SCHOOLS
Together for Excellence
¡Juntos por la Excelencia!

Freckle Growth: Numbers in Base 10

Trendline based on District Data



District trend line predicts the goal of 1.5 is met by the end of February.

Consistency in practice and strong growth leads us to believe we will see a strong performance on MAP.

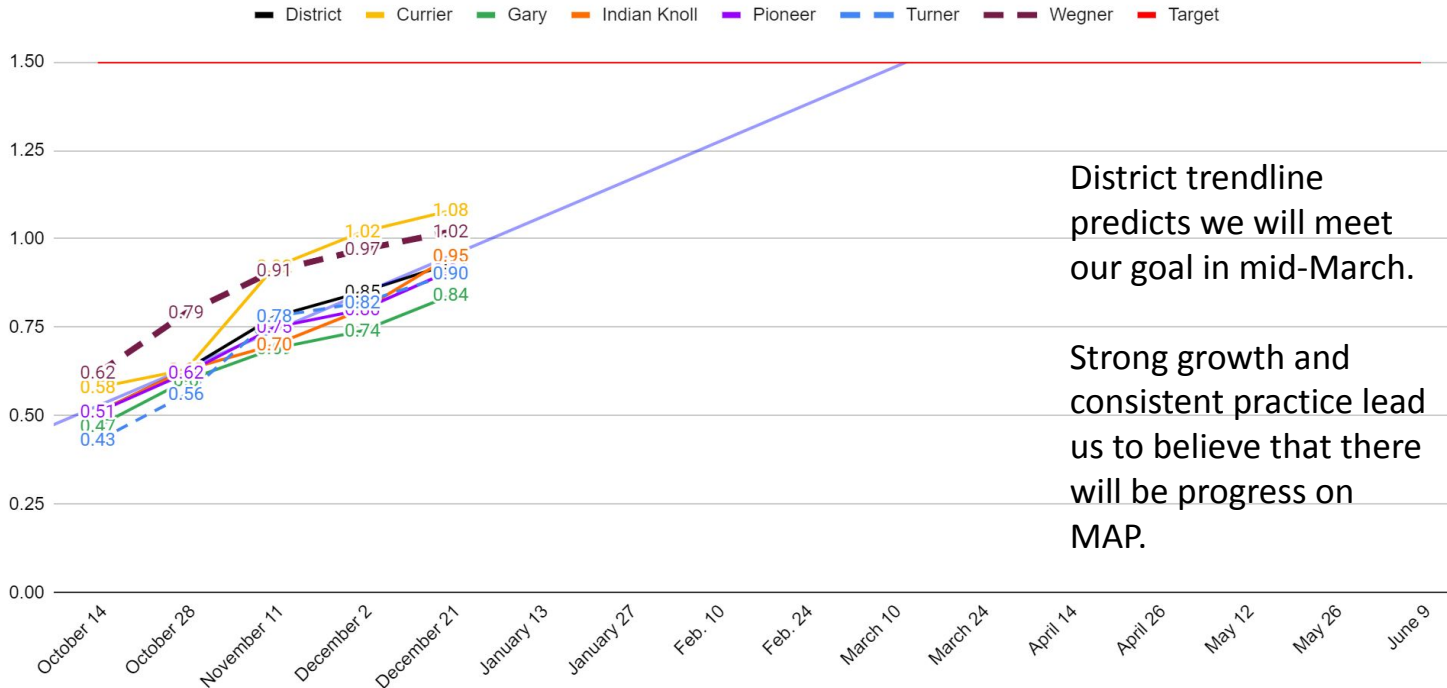
Will we meet our math goals?



WEST CHICAGO
ELEMENTARY
SCHOOLS
Together for Excellence
¡Juntos por la Excelencia!

Freckle Growth: Operations & Algebraic Thinking

Target of +0.1 growth bi-weekly: Trendline is based on district data



District trendline predicts we will meet our goal in mid-March.

Strong growth and consistent practice lead us to believe that there will be progress on MAP.

Will we meet our 5Essentials: Collaborative Teachers goal?

What's happening in buildings?

- Collaboration walks happening monthly in each building.
- Grade alike PLT time happened in the fall. It is scheduled for two more times this year.
- Collaboration time built into faculty meetings.
- Feedback regarding the quality of that collaboration gathered at each faculty meeting.

As collaboration has been consistently addressed in multiple ways we expect the 5Essentials score to rise.

Next Check Points

- **Winter MAP**
- **Winter goal updates by department and school**
- **Spring administration of 5Essentials coming soon**