

Check Disbursements for the Month of February 2026

The following pages recap the disbursements made for accounts payable and payroll for the month. The accounts payable disbursements have been made for services and purchases in accordance with applicable state and local policies and procedures. In addition, disbursements were paid to board-authorized personnel expenses. These pages are for your information.

		Issued Checks	Voids	Difference
198	HURRICANE	\$24,664.82		\$24,664.82
199	LOCAL MAINTENANCE	\$7,219,099.76	\$(955.90)	\$7,218,143.86
2XX/3XX/4XX	SPECIAL REVENUE	\$244,060.26		\$244,060.26
240	FOOD SERVICE	\$2,002,965.45		\$2,002,965.45
461	ACTIVITY	\$407,537.77	\$(3,030.81)	\$404,506.96
599	DEBT SERVICE	\$1,036,376.96		\$1,036,376.96
641	2017 BOND	\$366,924.10		\$366,924.10
642	2022 BOND	\$4,496,303.39		\$4,496,303.39
863	PAYROLL	\$34,986.61		\$34,986.61
865	AGENCY FUND	\$1,987.88		\$1,987.88
	Total	\$15,834,907.00	\$(3,986.71)	\$15,830,920.29

The following is a summary of payroll for the month of February 2026:

February-26		
199	LOCAL MAINTENANCE	\$46,505,998.54
2XX, 3XX, 4XX	SPECIAL REVENUE	\$3,534,324.94
240	FOOD SERVICE	\$1,627,255.32
461	ACTIVITY	\$10,150.63
642	BOND ELECTION 2022	\$8,350.62
770	WORKERS COMPENSATION	\$86,183.59
	Total	\$51,772,263.64

**PASADENA ISD
ACCOUNTS PAYABLE SYSTEM
CASH DISBURSEMENTS 02-01-2026 THRU 02-28-2026**

CHECK DATE	CHECK AMOUNT	CODE	VENDOR NAME
02/11/2026	832.31	ISSUED	4IMPRINT INC
02/25/2026	832.31	ISSUED	4IMPRINT INC
02/11/2026	(832.31)	VOIDED	4IMPRINT INC
02/04/2026	825.48	ISSUED	ABBOTT NUTRITION
02/25/2026	721.92	ISSUED	ABBOTT NUTRITION
02/25/2026	391.95	ISSUED	ACCURATE LABEL DESIGNS INC
02/17/2026	304.74	ISSUED	ACE MART RESTAURANT SUPPLY
02/17/2026	2,050.00	ISSUED	ACE T-SHIRTS
02/25/2026	1,780.26	ISSUED	ACE T-SHIRTS
02/11/2026	2,300.00	ISSUED	ACET
02/04/2026	954.45	ISSUED	ACHIEVEMENT PRODUCTS INC
02/04/2026	1,603.18	ISSUED	ACME ARCHITECTURAL HARDWARE
02/25/2026	1,922.91	ISSUED	ACME ARCHITECTURAL HARDWARE
02/13/2026	179.00	ISSUED	ADMINISTRACION PARA EL SUSTENO
02/27/2026	179.00	ISSUED	ADMINISTRACION PARA EL SUSTENO
02/25/2026	135.99	ISSUED	ADVANCE AUTO PARTS
02/17/2026	12,982.50	ISSUED	ADVANCED BLENDING LLC
02/04/2026	1,004.89	ISSUED	ADVANTAGE FINANCIAL SERVICES
02/11/2026	1,350.00	ISSUED	ADVANTAGE INTERESTS INC
02/11/2026	4,795.00	ISSUED	AGIREPAIR INC
02/04/2026	5,805.65	ISSUED	AGPARTS WORLDWIDE INC
02/11/2026	34,176.85	ISSUED	AGPARTS WORLDWIDE INC
02/25/2026	14,646.00	ISSUED	AGPARTS WORLDWIDE INC
02/25/2026	63.80	ISSUED	AIRGAS USA, LLC
02/11/2026	43.14	ISSUED	ALEIDA ESCAMILLA
02/04/2026	31.50	ISSUED	ALEXANDER SALTER
02/17/2026	62.65	ISSUED	ALEXANDRA NIETO
02/04/2026	76.00	ISSUED	ALFRED PADRON
02/04/2026	42.94	ISSUED	ALLISON ZAMARRIPA
02/17/2026	2,570.00	ISSUED	ALL-STAR INFLATABLES INC
02/25/2026	1,207.58	ISSUED	ALONTI CATERING
02/04/2026	77.66	ISSUED	ALYTA HARRELL
02/11/2026	11.16	ISSUED	ALYTA HARRELL
02/17/2026	433.90	ISSUED	ALYTA HARRELL
02/17/2026	5.70	ISSUED	AMANDA BARRERA
02/04/2026	24.28	ISSUED	AMANDA CALLAWAY
02/17/2026	10.66	ISSUED	AMANY KHALIL
02/04/2026	34,209.18	ISSUED	AMAZON CAPITAL SERVICES
02/06/2026	12,632.27	ISSUED	AMAZON CAPITAL SERVICES
02/09/2026	13,300.60	ISSUED	AMAZON CAPITAL SERVICES
02/11/2026	17,079.42	ISSUED	AMAZON CAPITAL SERVICES
02/13/2026	29,326.38	ISSUED	AMAZON CAPITAL SERVICES
02/17/2026	18,731.60	ISSUED	AMAZON CAPITAL SERVICES
02/20/2026	57,304.28	ISSUED	AMAZON CAPITAL SERVICES
02/25/2026	20,511.99	ISSUED	AMAZON CAPITAL SERVICES
02/27/2026	39,747.68	ISSUED	AMAZON CAPITAL SERVICES
02/11/2026	47.70	ISSUED	AMBER GONZALES
02/04/2026	80.50	ISSUED	AMC MUSIC LLC
02/04/2026	80.50	ISSUED	AMC MUSIC LLC
02/25/2026	73.57	ISSUED	AMC MUSIC LLC
02/04/2026	(80.50)	VOIDED	AMC MUSIC LLC
02/11/2026	1,365.87	ISSUED	AMERICAN GENERATOR SERVICES NA
02/25/2026	2,495.00	ISSUED	AMERICAN GENERATOR SERVICES NA
02/04/2026	4.93	ISSUED	AMERY MCINTOSH
02/04/2026	224.58	ISSUED	AMY DUKE
02/04/2026	9.21	ISSUED	ANA ESCOBEDO
02/11/2026	22.99	ISSUED	ANA ESCOBEDO
02/25/2026	94.00	ISSUED	ANA TREVINO
02/25/2026	210.00	ISSUED	ANABELLE SALLEE
02/04/2026	1,097.58	ISSUED	ANDYMARK INC
02/17/2026	149.48	ISSUED	ANDYMARK INC
02/25/2026	2,685.63	ISSUED	ANDYMARK INC
02/25/2026	23.65	ISSUED	ANGELA BADON
02/04/2026	250.00	ISSUED	ANGELA PEUGNET
02/04/2026	100.00	ISSUED	ANGELINA LE
02/25/2026	444.95	ISSUED	ANGELLA GENCARELLI
02/17/2026	468.90	ISSUED	ANIETRA BRADFORD
02/17/2026	73.24	ISSUED	ANNA SEGOVIA
02/17/2026	400.00	ISSUED	ANNETTE CHAN
02/11/2026	47.20	ISSUED	ANNETTE DEMARET
02/04/2026	2,530.00	ISSUED	ANTONIO'S PIZZA AND MORE
02/04/2026	2,530.00	ISSUED	ANTONIO'S PIZZA AND MORE
02/11/2026	162.00	ISSUED	ANTONIO'S PIZZA AND MORE
02/04/2026	(2,530.00)	VOIDED	ANTONIO'S PIZZA AND MORE
02/11/2026	816.00	ISSUED	APPLE INC
02/17/2026	2,136.00	ISSUED	APPLE INC
02/04/2026	455.40	ISSUED	ARCADIS INC
02/11/2026	10,524.02	ISSUED	ARCADIS INC
02/25/2026	24,664.82	ISSUED	ARGIO ROOFING & CONSTRUCTION LLC
02/11/2026	463.98	ISSUED	ARMSTRONG MCCALL
02/17/2026	38.40	ISSUED	ARMSTRONG MCCALL
02/25/2026	183.28	ISSUED	ARMSTRONG MCCALL
02/04/2026	24,322.98	ISSUED	ARMSTRONG REPAIR CENTER
02/11/2026	20.64	ISSUED	ASHLEY HUBERT
02/17/2026	58.31	ISSUED	ASHLEY MILLER
02/04/2026	69.42	ISSUED	ASHLEY PAVLOCK

**PASADENA ISD
ACCOUNTS PAYABLE SYSTEM
CASH DISBURSEMENTS 02-01-2026 THRU 02-28-2026**

CHECK DATE	CHECK AMOUNT	CODE	VENDOR NAME
02/25/2026	86.28	ISSUED	ASHLEY WELLBORN
02/25/2026	250.06	ISSUED	ASTIN HAGGERTY
02/25/2026	3,914.47	ISSUED	ASTRO PROMO & UNIFORMS LLC
02/27/2026	3,189.31	ISSUED	AT&T
02/11/2026	13,575.01	ISSUED	AT&T MOBILITY LLC
02/20/2026	11,798.00	ISSUED	AT&T MOBILITY LLC
02/25/2026	526.42	ISSUED	AUTOMATED LOGIC CORP
02/25/2026	272.00	ISSUED	AWARDS BY GULF COAST TROPHIES
02/13/2026	550.00	ISSUED	AWESOME EVENTS
02/02/2026	1,805.65	ISSUED	B&G PASADENA WHOLESale
02/17/2026	840.09	ISSUED	B&G PASADENA WHOLESale
02/04/2026	89.96	ISSUED	B&H PHOTO VIDEO
02/04/2026	884.21	ISSUED	B&H PHOTO VIDEO PRO AUDIO
02/25/2026	574.92	ISSUED	B&H PHOTO VIDEO PRO AUDIO
02/11/2026	1,037.80	ISSUED	BALFOUR/LONE STAR
02/11/2026	45.00	ISSUED	BALFOUR/LONE STAR
02/17/2026	100.00	ISSUED	BALFOUR/LONE STAR
02/17/2026	1,154.80	ISSUED	BALFOUR/LONE STAR
02/04/2026	5,029.80	ISSUED	BAND SHOPPE
02/25/2026	1,455.05	ISSUED	BAND SHOPPE
02/25/2026	467.35	ISSUED	BARNES & NOBLE BOOKSELLERS INC
02/04/2026	52,691.02	ISSUED	BARNES & NOBLE COLLEGE
02/25/2026	243.64	ISSUED	BARNES & NOBLE INC
02/04/2026	11,773.14	ISSUED	BASS & MEINEKE NO 1 LLC
02/06/2026	4,980.34	ISSUED	BASS & MEINEKE NO 1 LLC
02/11/2026	129.89	ISSUED	BASS & MEINEKE NO 1 LLC
02/13/2026	971.33	ISSUED	BASS & MEINEKE NO 1 LLC
02/17/2026	10,208.68	ISSUED	BASS & MEINEKE NO 1 LLC
02/20/2026	8,571.20	ISSUED	BASS & MEINEKE NO 1 LLC
02/25/2026	2,093.66	ISSUED	BASS & MEINEKE NO 1 LLC
02/27/2026	3,840.23	ISSUED	BASS & MEINEKE NO 1 LLC
02/04/2026	1,203.95	ISSUED	BATTLEGROUND GOLF COURSE
02/13/2026	980.00	ISSUED	BAUER VISUAL GRAPHICS
02/20/2026	254.50	ISSUED	BAUER VISUAL GRAPHICS
02/25/2026	782.74	ISSUED	BAUER VISUAL GRAPHICS
02/04/2026	4,461.00	ISSUED	BAYSIDE PLUMBING SERVICES
02/25/2026	5,656.00	ISSUED	BAYSIDE PLUMBING SERVICES
02/04/2026	11,000.00	ISSUED	BDH PLANNING & CONSTRUCTION LLC
02/04/2026	103.64	ISSUED	BELL CLEANERS
02/11/2026	333.18	ISSUED	BERNADETTE BOOKER
02/25/2026	316.40	ISSUED	BIG Z LUMBER CO
02/11/2026	303.97	ISSUED	BILLY'S DONUTS
02/04/2026	8,286.90	ISSUED	BLAZERWORKS LLC
02/25/2026	5,685.30	ISSUED	BLAZERWORKS LLC
02/11/2026	104.77	ISSUED	BLICK ART MATERIALS
02/17/2026	769.79	ISSUED	BLICK ART MATERIALS
02/25/2026	2,166.16	ISSUED	BLICK ART MATERIALS
02/11/2026	1,301.19	ISSUED	BLICK ART MATERIALS LLC
02/17/2026	92.84	ISSUED	BLICK ART MATERIALS LLC
02/11/2026	105.93	ISSUED	BLUETRITON BRANDS INC
02/17/2026	121.91	ISSUED	BLUETRITON BRANDS INC
02/17/2026	1,870.25	ISSUED	BOUND TO STAY BOUND BOOKS
02/11/2026	400.00	ISSUED	BPA-TEXAS ASSOCIATION
02/17/2026	1,502.64	ISSUED	BPA-TEXAS ASSOCIATION
02/04/2026	16.82	ISSUED	BRENDA RODARTE
02/17/2026	13.26	ISSUED	BRENDA RODARTE
02/04/2026	195.00	ISSUED	BRIAN NGUYEN DAO
02/11/2026	11,838.75	ISSUED	BRINK'S INCORPORATED
02/11/2026	2,398.05	ISSUED	BRINK'S INCORPORATED
02/02/2026	16,442.09	ISSUED	BROTHERS PRODUCE INC
02/02/2026	13,329.24	ISSUED	BROTHERS PRODUCE INC
02/02/2026	13,486.26	ISSUED	BROTHERS PRODUCE INC
02/09/2026	12,872.75	ISSUED	BROTHERS PRODUCE INC
02/09/2026	11,764.27	ISSUED	BROTHERS PRODUCE INC
02/09/2026	10,965.28	ISSUED	BROTHERS PRODUCE INC
02/17/2026	22,131.28	ISSUED	BROTHERS PRODUCE INC
02/17/2026	22,608.93	ISSUED	BROTHERS PRODUCE INC
02/04/2026	13,563.90	ISSUED	BROWN & ROOT INDUST SRVCS LLC
02/11/2026	49,006.84	ISSUED	BROWN & ROOT INDUST SRVCS LLC
02/04/2026	147.50	ISSUED	BROWN INDUSTRIES INC
02/11/2026	350.00	ISSUED	BRYANNA PORTER
02/04/2026	4,115.85	ISSUED	BSN SPORTS LLC
02/06/2026	5,741.24	ISSUED	BSN SPORTS LLC
02/13/2026	5,633.57	ISSUED	BSN SPORTS LLC
02/17/2026	5,281.83	ISSUED	BSN SPORTS LLC
02/20/2026	9,491.79	ISSUED	BSN SPORTS LLC
02/25/2026	2,778.77	ISSUED	BSN SPORTS LLC
02/25/2026	2,986.42	ISSUED	BSN SPORTS LLC
02/27/2026	1,002.12	ISSUED	BSN SPORTS LLC
02/11/2026	415.02	ISSUED	BUILDING CONTROLS & SOLUTIONS
02/25/2026	1,415.66	ISSUED	BUILDING CONTROLS & SOLUTIONS
02/25/2026	825.00	ISSUED	BUREAU OF EDUCATION & RESEARCH
02/17/2026	882.30	ISSUED	BUTLER BUSINESS PRODUCTS LLC
02/11/2026	1,179.18	ISSUED	CANON FINANCIAL SERVICES INC
02/17/2026	202,723.81	ISSUED	CANON FINANCIAL SERVICES INC
02/25/2026	20,183.60	ISSUED	CANON FINANCIAL SERVICES INC

PASADENA ISD
ACCOUNTS PAYABLE SYSTEM
CASH DISBURSEMENTS 02-01-2026 THRU 02-28-2026

CHECK DATE	CHECK AMOUNT	CODE	VENDOR NAME
02/17/2026	1,659.50	ISSUED	CANON USA INC
02/25/2026	292.72	ISSUED	CANON USA INC
02/17/2026	178.84	ISSUED	CARA BOGGS
02/11/2026	280.00	ISSUED	CAREERSAFE LLC
02/04/2026	2,000.00	ISSUED	CAREPORTAL LLC
02/04/2026	22.73	ISSUED	CARMEN GONZALEZ
02/11/2026	219.43	ISSUED	CAROLINA BIOLOGICAL SUPPLY CO
02/25/2026	902.78	ISSUED	CAROLINA BIOLOGICAL SUPPLY CO
02/11/2026	84.04	ISSUED	CAROLINA TURRUBIATES
02/04/2026	2,612.54	ISSUED	CARRIER ENTERPRISE LLC-STX
02/25/2026	570.28	ISSUED	CARRIER ENTERPRISE LLC-STX
02/04/2026	2,000.00	ISSUED	CATARINA JOHNSON
02/25/2026	300.00	ISSUED	CC BASEBALL BOOSTER CLUB
02/11/2026	199.00	ISSUED	CCC INTELLIGENT SOLUTIONS INC
02/04/2026	2,057.51	ISSUED	CDW GOVERNMENT LLC
02/11/2026	1,958.38	ISSUED	CDW GOVERNMENT LLC
02/17/2026	1,813.79	ISSUED	CDW GOVERNMENT LLC
02/25/2026	1,885.00	ISSUED	CDW GOVERNMENT LLC
02/25/2026	403.08	ISSUED	CENGAGE LEARNING INC
02/11/2026	271.30	ISSUED	CENTERPOINT ENERGY
02/17/2026	239.50	ISSUED	CERAMIC STORE OF HOUSTON LLC
02/25/2026	825.00	ISSUED	CERAMIC STORE OF HOUSTON LLC
02/04/2026	3,185.00	ISSUED	CHALKS TRUCK PARTS
02/11/2026	1,478.73	ISSUED	CHALKS TRUCK PARTS
02/17/2026	6,833.07	ISSUED	CHALKS TRUCK PARTS
02/25/2026	2,522.11	ISSUED	CHALKS TRUCK PARTS
02/25/2026	1,081.00	ISSUED	CHANNEL DOOR 1 LP
02/25/2026	670.72	ISSUED	CHARCO PROMOS
02/11/2026	2,632.00	ISSUED	CHARLA HARKREADER
02/04/2026	10.40	ISSUED	CHELSEA BEFFANO
02/11/2026	30.90	ISSUED	CHERYL CHRISTEN
02/04/2026	333.23	ISSUED	CHICK-FIL-A
02/25/2026	10,341.50	ISSUED	CHILD FIRST SPEECH LLC
02/25/2026	450.00	ISSUED	CHRIS SILVAS
02/11/2026	9.65	ISSUED	CHRISTIAAN DOLLENS
02/04/2026	211.98	ISSUED	CICI'S PIZZA #37
02/25/2026	1,071.00	ISSUED	CICI'S PIZZA #37
02/25/2026	408.90	ISSUED	CINDY ELIZONDO
02/11/2026	63.17	ISSUED	CINDY GARCIA
02/04/2026	233.84	ISSUED	CINTAS CORPORATION #2
02/11/2026	952.98	ISSUED	CINTAS CORPORATION #2
02/25/2026	476.49	ISSUED	CINTAS CORPORATION #2
02/11/2026	125.00	ISSUED	CITY OF HOUSTON-PUBLIC WORKS
02/17/2026	228.06	ISSUED	CITY OF HOUSTON-SIGN ADMIN
02/04/2026	12,882.85	ISSUED	CITY OF HOUSTON-WATER DEPT
02/17/2026	59,828.65	ISSUED	CITY OF HOUSTON-WATER DEPT
02/25/2026	1,302.96	ISSUED	CITY OF HOUSTON-WATER DEPT
02/25/2026	7,275.00	ISSUED	CITY OF PASADENA PERMIT
02/11/2026	2,646.75	ISSUED	CITY OF PEARLAND WATER DEPT
02/11/2026	5,020.96	ISSUED	CITY OF SO HOUSTON WATER DPT
02/11/2026	17,163.71	ISSUED	CITY PASADENA WATER
02/17/2026	38,094.13	ISSUED	CITY PASADENA WATER
02/25/2026	29,670.17	ISSUED	CITY PASADENA WATER
02/04/2026	4,074.82	ISSUED	CITY SUPPLY COMPANY INC
02/11/2026	11,689.41	ISSUED	CITY SUPPLY COMPANY INC
02/25/2026	6,361.89	ISSUED	CITY SUPPLY COMPANY INC
02/11/2026	600.00	ISSUED	CJ'S STABLE
02/04/2026	60.00	ISSUED	CLAUDIA SANCHEZ
02/17/2026	1,197.68	ISSUED	CLEAR BROOK CITY MUD
02/17/2026	300.00	ISSUED	CLEAR BROOK HS GOLF TEAM
02/11/2026	450.00	ISSUED	CLEAR CREEK ISD ATHLETICS
02/25/2026	550.00	ISSUED	CLEAR LAKE HIGH SCHOOL
02/25/2026	550.00	ISSUED	CLEAR LAKE HIGH SCHOOL
02/11/2026	700.00	ISSUED	CLEMENTS HIGH SCHOOL
02/25/2026	700.00	ISSUED	CLEMENTS HIGH SCHOOL
02/25/2026	900.00	ISSUED	COASTAL FUNDRAISING CONCEPTS INC
02/04/2026	184.00	ISSUED	COLLIN COLLEGE
02/25/2026	760.48	ISSUED	COLORS EDGE INC
02/11/2026	48.94	ISSUED	COLTON HINSON
02/11/2026	106.69	ISSUED	COMCAST
02/25/2026	115.51	ISSUED	COMCAST
02/04/2026	3,500.00	ISSUED	COMMUNITIES IN SCHOOLS
02/17/2026	3,500.00	ISSUED	COMMUNITIES IN SCHOOLS
02/25/2026	578.00	ISSUED	COMPLETE JOBSITE RESOURCES LLC
02/04/2026	185.32	ISSUED	COMPLETE LINE GLASS WHOLESALER INC
02/11/2026	1,016.98	ISSUED	COUGHLAN COMPANIES LLC-171436
02/11/2026	2,186.00	ISSUED	CPMR HOUSTON INC
02/25/2026	2,574.00	ISSUED	CPMR HOUSTON INC
02/11/2026	12,520.50	ISSUED	CRISIS PREVENTION INSTITUTE
02/17/2026	472.00	ISSUED	CUMMINS ALLISON CORP
02/11/2026	12,600.00	ISSUED	CYBERSOFT PRIMEROEDGE
02/04/2026	27.72	ISSUED	CYNTHIA TREJO
02/04/2026	1,971.20	ISSUED	D ZINE GRAPHICS LLC
02/17/2026	681.90	ISSUED	DAIKIN APPLIED
02/25/2026	1,178.03	ISSUED	DAIKIN APPLIED
02/17/2026	81.04	ISSUED	DANIEL HOPPIE

**PASADENA ISD
ACCOUNTS PAYABLE SYSTEM
CASH DISBURSEMENTS 02-01-2026 THRU 02-28-2026**

CHECK DATE	CHECK AMOUNT	CODE	VENDOR NAME
02/04/2026	10.88	ISSUED	DARCY HEARD
02/04/2026	3.77	ISSUED	DARLA MASSEY-JONES
02/25/2026	70.00	ISSUED	DASBC
02/13/2026	1,377.50	ISSUED	DAVID G. PEAKE
02/27/2026	1,465.00	ISSUED	DAVID G. PEAKE
02/11/2026	465.85	ISSUED	DAVITA REDDING
02/25/2026	11,750.40	ISSUED	DAXWELL DISTRIBUTION
02/11/2026	990.25	ISSUED	DBS TEXAS
02/04/2026	5,554.00	ISSUED	DEALERS ELECTRICAL SUPPLY
02/11/2026	1,084.85	ISSUED	DEALERS ELECTRICAL SUPPLY
02/11/2026	200.00	ISSUED	DEANAN GOURMET POPCORN
02/17/2026	115.00	ISSUED	DEANAN GOURMET POPCORN
02/04/2026	640.00	ISSUED	DEBORAH HIRSCH
02/17/2026	350.00	ISSUED	DEBORAH HIRSCH
02/04/2026	8.13	ISSUED	DEBRA MITCHELL
02/04/2026	394.90	ISSUED	DECKER EQUIPMENT/SCHOOL FIX
02/11/2026	100.00	ISSUED	DEER PARK GOLF BOOSTER CLUB
02/11/2026	480.00	ISSUED	DEER PARK TRACK
02/17/2026	240.00	ISSUED	DEER PARK TRACK
02/04/2026	122.77	ISSUED	DEMCO INC
02/25/2026	250.17	ISSUED	DEMCO INC
02/04/2026	62.22	ISSUED	DENICIA ARANGO
02/25/2026	70.00	ISSUED	DENISE NGO
02/13/2026	405.64	ISSUED	DEPT OF CHILDREN & FAMILY SVC
02/27/2026	405.64	ISSUED	DEPT OF CHILDREN & FAMILY SVC
02/11/2026	24.80	ISSUED	DESMOND MCGEE EDWARDS
02/11/2026	600.00	ISSUED	DEVIONNE JONES
02/25/2026	900.00	ISSUED	DEVIONNE JONES
02/04/2026	1,056.80	ISSUED	DF SALES TX LLC
02/25/2026	2,884.57	ISSUED	DF SALES TX LLC
02/04/2026	3,200.00	ISSUED	DIGITAL PERFORMANCE GEAR
02/17/2026	276.85	ISSUED	DIONNE JOHNSON
02/25/2026	726,201.15	ISSUED	DIRECT ENERGY BUSINESS
02/04/2026	35.50	ISSUED	DISA INC
02/17/2026	4,195.00	ISSUED	DNA TRANSMISSION INC
02/25/2026	3,850.00	ISSUED	DNT EDUCATIONAL CONSULTANTS
02/06/2026	5,994.18	ISSUED	DO NOT SEND NON-NEGOTIABLE-FUEL
02/04/2026	192,574.31	ISSUED	DO NOT SEND NON-NEGOTIABLE-LPC
02/17/2026	87,420.81	ISSUED	DO NOT SEND NON-NEGOTIABLE-TRAVEL
02/11/2026	14.53	ISSUED	DOCUMATION OF HOUSTON LLC
02/25/2026	10.70	ISSUED	DOCUMATION OF HOUSTON LLC
02/25/2026	150.00	ISSUED	DOTSON HOLDINGS LLC
02/04/2026	1,012.00	ISSUED	DOW FENCE & SUPPLY CO
02/17/2026	672.90	ISSUED	DOW FENCE & SUPPLY CO
02/17/2026	240.00	ISSUED	DP HS ATHLETICS
02/25/2026	75.00	ISSUED	DP HS ATHLETICS
02/25/2026	4,000.00	ISSUED	DR MELISSA A REEVES LLC
02/04/2026	1,125,621.75	ISSUED	DRYMALLA CONSTRUCTION CO LLC
02/11/2026	2,459,989.85	ISSUED	DRYMALLA CONSTRUCTION CO LLC
02/04/2026	28,986.94	ISSUED	EAGLE BRUSH & CHEMICAL
02/13/2026	470.00	ISSUED	EAST TEXAS DISTRICT OF THE NSDA
02/11/2026	5,622.50	ISSUED	ECDC
02/04/2026	195.00	ISSUED	EDUARDO MARTINEZ
02/04/2026	144.95	ISSUED	EDUCATIONAL PRODUCTS INC
02/25/2026	1,371.49	ISSUED	ELEVATOR TRANSPORTATION SRVC INC
02/04/2026	269.20	ISSUED	ELIZABETH BOLTON-CLAYTOR
02/04/2026	850.00	ISSUED	ELIZABETH BROWNLEE
02/17/2026	250.00	ISSUED	ELIZABETH LEDFORD
02/04/2026	18.73	ISSUED	ELIZABETH OCHOA
02/11/2026	6.83	ISSUED	ELIZABETH OCHOA
02/04/2026	280.07	ISSUED	EMILY BAXA
02/04/2026	26.28	ISSUED	EMMA CRUZ
02/11/2026	471.25	ISSUED	ENCORE DATA PRODUCTS INC
02/11/2026	4,480.00	ISSUED	ENGINEERED AIR BALANCE CO INC
02/04/2026	96.00	ISSUED	ENHANCED LASER PRODUCTS
02/06/2026	773.50	ISSUED	ENHANCED LASER PRODUCTS
02/17/2026	552.00	ISSUED	ENHANCED LASER PRODUCTS
02/20/2026	619.50	ISSUED	ENHANCED LASER PRODUCTS
02/11/2026	250.31	ISSUED	ERICA KIRK
02/04/2026	19.43	ISSUED	ERICKA PALACIOS
02/04/2026	300.00	ISSUED	ERIKA ERWIN
02/17/2026	1,440.00	ISSUED	ESF FUNDRAISING OF TX
02/13/2026	900.00	ISSUED	EUSTACE ARCHERY BOOSTER CLUB
02/11/2026	2,192.00	ISSUED	EVERDRIVEN TECHNOLOGIES LLC
02/11/2026	1,410.00	ISSUED	EWALD KUBOTA LLC
02/11/2026	199.00	ISSUED	EWELL EDUCATIONAL SERVICES INC
02/17/2026	853.78	ISSUED	EWING IRRIGATION PRODUCTS INC
02/17/2026	41,157.00	ISSUED	FACILITY SOLUTIONS GROUP
02/25/2026	200.00	ISSUED	FBISD ATHLETICS
02/17/2026	20.00	ISSUED	FELICIA HERRERA
02/11/2026	75.19	ISSUED	FERGUSON ENTERPRISES LLC
02/25/2026	202.39	ISSUED	FERGUSON ENTERPRISES LLC #61
02/04/2026	59.09	ISSUED	FERNANDO SOTO
02/11/2026	14,186.16	ISSUED	FILTERBUY INC
02/25/2026	187.68	ISSUED	FILTERBUY INC
02/11/2026	8,803.00	ISSUED	FIRE PROTECTION SERVICE INC

**PASADENA ISD
ACCOUNTS PAYABLE SYSTEM
CASH DISBURSEMENTS 02-01-2026 THRU 02-28-2026**

CHECK DATE	CHECK AMOUNT	CODE	VENDOR NAME
02/17/2026	4,480.00	ISSUED	FIRE PROTECTION SERVICE INC
02/25/2026	7,153.50	ISSUED	FIRE PROTECTION SERVICE INC
02/17/2026	181.65	ISSUED	FITNESS FINDERS INC
02/04/2026	706.00	ISSUED	FLEMING INSTRUMENT REPAIR
02/17/2026	1,433.00	ISSUED	FLEMING INSTRUMENT REPAIR
02/04/2026	413.75	ISSUED	FLEXTG LLC
02/11/2026	92.00	ISSUED	FLEXTG LLC
02/17/2026	96.00	ISSUED	FLEXTG LLC
02/17/2026	128.21	ISSUED	FLINN SCIENTIFIC INC
02/04/2026	69.26	ISSUED	FLOR ALANIS
02/11/2026	14.14	ISSUED	FLOR ALANIS
02/13/2026	119.99	ISSUED	FLORIDA STATE DISBURSEMENT UNIT
02/27/2026	119.99	ISSUED	FLORIDA STATE DISBURSEMENT UNIT
02/17/2026	1,782.83	ISSUED	FOLLETT CONTENT SOLUTIONS LLC
02/17/2026	115.00	ISSUED	FORDE-FERRIER LLC
02/11/2026	66.00	ISSUED	FORMAL FASHIONS INC
02/25/2026	195.00	ISSUED	FORT BEND ISD ATHLETICS
02/11/2026	5,428.25	ISSUED	FORT WORTH RUNNING COMPANY
02/17/2026	1,008.00	ISSUED	FORT WORTH RUNNING COMPANY
02/25/2026	3,000.00	ISSUED	FORT WORTH RUNNING COMPANY
02/04/2026	60.85	ISSUED	FRANCISCA GARZA
02/11/2026	300.00	ISSUED	FRANCISCO ESPINOZA
02/04/2026	2,002.00	ISSUED	FREEZING POINT LLC
02/17/2026	9,240.20	ISSUED	FUN ABOUNDS INC
02/04/2026	3,331.37	ISSUED	FUNCTION4 (LEASE DIRECT)
02/17/2026	1,119.69	ISSUED	FUNCTION4 (LEASE DIRECT)
02/11/2026	100.00	ISSUED	GABRIEL CARMONA
02/04/2026	201.19	ISSUED	GABRIEL FLORES
02/11/2026	354.28	ISSUED	GABRIEL FLORES
02/25/2026	1,144.52	ISSUED	GABRIELA CHAPA HERRERA
02/11/2026	358.94	ISSUED	GALLS LLC
02/20/2026	165.58	ISSUED	GALLS LLC
02/11/2026	30.00	ISSUED	GAMMA CONSTRUCTION COMPANY
02/17/2026	508.30	ISSUED	GANDY INK
02/11/2026	1,970.33	ISSUED	GARZA'S AUTO REPAIR
02/25/2026	4,567.70	ISSUED	GARZA'S AUTO REPAIR
02/04/2026	668.38	ISSUED	GATEWAY PRINTING &
02/11/2026	11,562.01	ISSUED	GATEWAY PRINTING &
02/17/2026	7,574.95	ISSUED	GATEWAY PRINTING &
02/25/2026	2,573.23	ISSUED	GATEWAY PRINTING &
02/04/2026	554.82	ISSUED	GATEWAY PRINTING & OFFICE SUPPLY
02/04/2026	4,504.97	ISSUED	GATEWAY PRINTING & OFFICE SUPPLY
02/11/2026	53.24	ISSUED	GATEWAY PRINTING & OFFICE SUPPLY
02/17/2026	8,799.90	ISSUED	GATEWAY PRINTING & OFFICE SUPPLY
02/25/2026	73.83	ISSUED	GATEWAY PRINTING & OFFICE SUPPLY
02/25/2026	1,427.18	ISSUED	GATEWAY PRINTING & OFFICE SUPPLY
02/25/2026	550.00	ISSUED	GCCISD ATHLETICS
02/20/2026	576.00	ISSUED	GCM DAZZLER BOOSTER CLUB
02/25/2026	2,167.20	ISSUED	GENESIS II INC
02/04/2026	1,077.80	ISSUED	GF EDUCATORS INC
02/11/2026	1,000.00	ISSUED	GF EDUCATORS INC
02/25/2026	250.00	ISSUED	GIOVANNI FUENTES
02/04/2026	100.00	ISSUED	GISSEL PORTILLO
02/11/2026	3.12	ISSUED	GLADYS ABASCAL
02/04/2026	1,900.02	ISSUED	GLAZIER FOODS COMPANY
02/11/2026	362.09	ISSUED	GLAZIER FOODS COMPANY
02/17/2026	599.71	ISSUED	GLAZIER FOODS COMPANY
02/25/2026	1,812.79	ISSUED	GLAZIER FOODS COMPANY
02/04/2026	66.49	ISSUED	GLORIA ZAVALA
02/04/2026	3,113.43	ISSUED	GOLD STAR FOODS
02/17/2026	9,130.56	ISSUED	GOLD STAR FOODS
02/20/2026	132.00	ISSUED	GOLD STAR FOODS
02/25/2026	9,348.61	ISSUED	GOLD STAR FOODS
02/04/2026	358.20	ISSUED	GOPHER
02/11/2026	148.38	ISSUED	GOPHER
02/17/2026	3,632.10	ISSUED	GOPHER
02/25/2026	193.80	ISSUED	GOPHER
02/25/2026	78.22	ISSUED	GOPHER
02/02/2026	270,526.73	ISSUED	GORDON FOOD SERVICE INC
02/02/2026	145,990.54	ISSUED	GORDON FOOD SERVICE INC
02/02/2026	93,780.22	ISSUED	GORDON FOOD SERVICE INC
02/02/2026	91,538.30	ISSUED	GORDON FOOD SERVICE INC
02/09/2026	195,161.15	ISSUED	GORDON FOOD SERVICE INC
02/11/2026	133,442.44	ISSUED	GORDON FOOD SERVICE INC
02/25/2026	215,909.72	ISSUED	GORDON FOOD SERVICE INC
02/25/2026	111,631.21	ISSUED	GORDON FOOD SERVICE INC
02/25/2026	135,087.58	ISSUED	GORDON FOOD SERVICE INC
02/25/2026	112,448.30	ISSUED	GORDON FOOD SERVICE INC
02/25/2026	3,995.00	ISSUED	GOVCONNECTION INC
02/25/2026	630.00	ISSUED	GRADUATE SALES & RECOGNITION LLC
02/11/2026	4,124.64	ISSUED	GRAINGER
02/25/2026	2,325.92	ISSUED	GRAINGER
02/11/2026	7,722.00	ISSUED	GRAYBAR ELECTRIC CO INC
02/17/2026	5,310.72	ISSUED	GRAYBAR ELECTRIC CO INC
02/11/2026	4,100.00	ISSUED	GRAYSON ARMATURE WORKS INC
02/04/2026	405.00	ISSUED	GREEN LIGHT GROUP TOURS

PASADENA ISD
ACCOUNTS PAYABLE SYSTEM
CASH DISBURSEMENTS 02-01-2026 THRU 02-28-2026

CHECK DATE	CHECK AMOUNT	CODE	VENDOR NAME
02/11/2026	485.00	ISSUED	GREEN LIGHT GROUP TOURS
02/25/2026	2,452.24	ISSUED	HAND2MIND INC
02/04/2026	24,195.30	ISSUED	HARDIES FRESH FOODS
02/11/2026	22,617.90	ISSUED	HARDIES FRESH FOODS
02/17/2026	25,321.75	ISSUED	HARDIES FRESH FOODS
02/11/2026	250.00	ISSUED	HARRIS COUNTY ACCOUNTS
02/17/2026	184.16	ISSUED	HARRIS COUNTY DEPT OF EDUC
02/25/2026	764.85	ISSUED	HARRIS COUNTY DEPT OF EDUC
02/25/2026	475.05	ISSUED	HARRIS COUNTY TOLL ROAD AUTHOR
02/25/2026	3,721.17	ISSUED	HARRIS COUNTY-GENERAL
02/11/2026	545.20	ISSUED	HCTRA-VIOLATIONS
02/25/2026	430.00	ISSUED	HCTRA-VIOLATIONS
02/11/2026	400.00	ISSUED	HEATHER DAVIS
02/11/2026	300.00	ISSUED	HENRY ALLEN GRUBBS
02/11/2026	5,722.32	ISSUED	HERITAGE PROFESSIONAL PROD GRP
02/04/2026	170.00	ISSUED	HEXCO ACADEMIC
02/02/2026	16,969.93	ISSUED	HILAND DAIRY FOODS
02/02/2026	15,051.46	ISSUED	HILAND DAIRY FOODS
02/02/2026	14,019.80	ISSUED	HILAND DAIRY FOODS
02/09/2026	15,370.70	ISSUED	HILAND DAIRY FOODS
02/09/2026	14,372.81	ISSUED	HILAND DAIRY FOODS
02/09/2026	13,795.02	ISSUED	HILAND DAIRY FOODS
02/17/2026	21,927.73	ISSUED	HILAND DAIRY FOODS
02/17/2026	16,930.13	ISSUED	HILAND DAIRY FOODS
02/17/2026	17,867.81	ISSUED	HILAND DAIRY FOODS
02/25/2026	20,607.82	ISSUED	HILAND DAIRY FOODS
02/25/2026	18,781.26	ISSUED	HILAND DAIRY FOODS
02/25/2026	17,127.70	ISSUED	HILAND DAIRY FOODS
02/04/2026	172.31	ISSUED	HOLLY LEWALLEN
02/11/2026	51.67	ISSUED	HOLLY YOES
02/04/2026	7,297.42	ISSUED	HOLT TRUCK CENTERS
02/11/2026	17,606.46	ISSUED	HOLT TRUCK CENTERS
02/17/2026	8,652.41	ISSUED	HOLT TRUCK CENTERS
02/25/2026	5,534.11	ISSUED	HOLT TRUCK CENTERS
02/04/2026	2,298.28	ISSUED	HOME DEPOT CREDIT SERVICE
02/11/2026	1,930.30	ISSUED	HOME DEPOT CREDIT SERVICE
02/25/2026	2,025.15	ISSUED	HOME DEPOT CREDIT SERVICE
02/11/2026	32,617.16	ISSUED	HOPSKIPDRIVE INC
02/11/2026	164.00	ISSUED	HOUSTON CHRONICLE
02/25/2026	1,776.08	ISSUED	HOUSTON CHRONICLE
02/11/2026	700.00	ISSUED	HUDL
02/11/2026	210.00	ISSUED	HUMBLE ISD ATHLETICS DEPT
02/17/2026	60.00	ISSUED	HUMBLE ISD ATHLETICS DEPT
02/25/2026	400.00	ISSUED	HUMBLE JROTC
02/11/2026	2,745.26	ISSUED	HUNTON DISTRIBUTION
02/25/2026	28,566.52	ISSUED	HUNTON DISTRIBUTION
02/27/2026	302.48	ISSUED	HUNTON DISTRIBUTION
02/25/2026	30,000.00	ISSUED	HUNTON SERVICES
02/04/2026	195.00	ISSUED	HUSSAI ARIAS
02/11/2026	53.54	ISSUED	HUYETT
02/25/2026	5,100.00	ISSUED	ICE EXPRESS
02/04/2026	90.24	ISSUED	ICHI-BAN TROPHY & ENGRAVING
02/04/2026	13.13	ISSUED	ICHI-BAN TROPHY & ENGRAVING
02/11/2026	326.40	ISSUED	ICHI-BAN TROPHY & ENGRAVING
02/17/2026	512.00	ISSUED	ICHI-BAN TROPHY & ENGRAVING
02/17/2026	552.74	ISSUED	ICHI-BAN TROPHY & ENGRAVING
02/25/2026	967.78	ISSUED	ICHI-BAN TROPHY & ENGRAVING
02/11/2026	362,444.10	ISSUED	ICI CONSTRUCTION INC
02/11/2026	2,717.51	ISSUED	IMAGENET CONSULTING LLC
02/11/2026	2,063.44	ISSUED	IMAGENET CONSULTING LLC
02/11/2026	12,593.10	ISSUED	IML SECURITY SUPPLY
02/17/2026	1,305.00	ISSUED	IMPERIAL DADE
02/13/2026	86.67	ISSUED	INDIANA STATE CENTRAL COLLECTION UNIT
02/27/2026	86.67	ISSUED	INDIANA STATE CENTRAL COLLECTION UNIT
02/11/2026	55,000.00	ISSUED	INSIGNIA SOFTWARE CORPORATION
02/17/2026	872.23	ISSUED	INTSEL STEEL DISTRIBUTORS
02/27/2026	3,591.48	ISSUED	INTSEL STEEL DISTRIBUTORS
02/04/2026	5,130.00	ISSUED	ISPHERE INNOVATION PARTNERS
02/11/2026	9,432.50	ISSUED	ISPHERE INNOVATION PARTNERS
02/11/2026	100.00	ISSUED	IVAN CARMONA
02/04/2026	18.53	ISSUED	IVAN GARCIA
02/04/2026	1,488.00	ISSUED	IXL LEARNING INC
02/11/2026	915.00	ISSUED	IXL LEARNING INC
02/17/2026	697.50	ISSUED	IXL LEARNING INC
02/11/2026	150.00	ISSUED	JACOB SOTO
02/11/2026	990.00	ISSUED	JAMAIL & SMITH CONSTRUCTION LP
02/25/2026	447.00	ISSUED	JANET MARTINEZ
02/04/2026	85.01	ISSUED	JANET NUZZIE
02/04/2026	75.14	ISSUED	JANET NUZZIE
02/04/2026	375.70	ISSUED	JASON'S DELI
02/11/2026	278.45	ISSUED	JASON'S DELI
02/25/2026	789.57	ISSUED	JASON'S DELI
02/17/2026	450.00	ISSUED	JASPER ATHLETICS
02/17/2026	467.00	ISSUED	JB'S MUSIC SCHOOL LLC
02/11/2026	600.00	ISSUED	JENNIFER K NEWMAN
02/11/2026	85.00	ISSUED	JENNIFER MALAVE

PASADENA ISD
ACCOUNTS PAYABLE SYSTEM
CASH DISBURSEMENTS 02-01-2026 THRU 02-28-2026

CHECK DATE	CHECK AMOUNT	CODE	VENDOR NAME
02/04/2026	32.05	ISSUED	JENNIFER RAMIREZ
02/11/2026	40.02	ISSUED	JEREMY RICHARDSON
02/04/2026	98.33	ISSUED	JESSICA FRINSCO
02/04/2026	1.96	ISSUED	JESSICA RIOS
02/17/2026	8.56	ISSUED	JOAN JORDAN
02/25/2026	360.00	ISSUED	JOANA DUARTE
02/11/2026	25.55	ISSUED	JODIE DEFRANCESCO
02/11/2026	432.45	ISSUED	JOE SAAVEDRA
02/04/2026	42.12	ISSUED	JOHN EMMONS
02/04/2026	25.08	ISSUED	JOHN MUIR
02/25/2026	170.00	ISSUED	JOHNNA MIKOLAJCHAK
02/04/2026	327.61	ISSUED	JOHNSON HVAC DISTRIBUTION
02/11/2026	47.20	ISSUED	JOHNSON HVAC DISTRIBUTION
02/25/2026	2,733.59	ISSUED	JOHNSON HVAC DISTRIBUTION
02/04/2026	190.00	ISSUED	JOLLY JUMPERS MOONWALKS
02/17/2026	550.00	ISSUED	JOLLY JUMPERS MOONWALKS
02/25/2026	450.00	ISSUED	JOLLY JUMPERS MOONWALKS
02/25/2026	3,103.72	ISSUED	JONES SCHOOL SUPPLY
02/04/2026	49.30	ISSUED	JORLY THOMAS
02/17/2026	18.42	ISSUED	JORLY THOMAS
02/04/2026	250.00	ISSUED	JOSE GARCIA
02/04/2026	20.80	ISSUED	JOSE JIMENEZ
02/17/2026	3,374.20	ISSUED	JOSTENS INC
02/25/2026	630.16	ISSUED	JROTC DOG TAGS INC
02/25/2026	150.00	ISSUED	JULIO TREJO
02/11/2026	350.00	ISSUED	JURGA MIAKONKICH
02/04/2026	1,731.22	ISSUED	JW PEPPER & SON INC
02/06/2026	20.00	ISSUED	JW PEPPER & SON INC
02/11/2026	752.10	ISSUED	JW PEPPER & SON INC
02/13/2026	479.99	ISSUED	JW PEPPER & SON INC
02/17/2026	414.99	ISSUED	JW PEPPER & SON INC
02/20/2026	1,326.57	ISSUED	JW PEPPER & SON INC
02/25/2026	1,053.68	ISSUED	JW PEPPER & SON INC
02/27/2026	138.00	ISSUED	JW PEPPER & SON INC
02/25/2026	1,250.00	ISSUED	JW TIMING GROUP LLC
02/25/2026	311.67	ISSUED	KAPCO
02/17/2026	49.70	ISSUED	KAPLAN EARLY LEARNING CO
02/25/2026	326.09	ISSUED	KAPLAN EARLY LEARNING CO
02/04/2026	20.00	ISSUED	KARIN TONG
02/04/2026	54.12	ISSUED	KARLA CAMACHO
02/11/2026	5.73	ISSUED	KARLA CAMACHO
02/04/2026	68.20	ISSUED	KARLA GUTIERREZ
02/25/2026	398.75	ISSUED	KASSIE MORRISON
02/11/2026	600.00	ISSUED	KATELEN SHULER
02/11/2026	20.32	ISSUED	KATHERINE OSSI
02/11/2026	43.94	ISSUED	KATIA MOSLEY
02/17/2026	100.00	ISSUED	KATIA VAZQUEZ
02/17/2026	300.00	ISSUED	KELLEY VAN SLOOTEN
02/11/2026	36.02	ISSUED	KELSI LAUPRECHT
02/04/2026	195.00	ISSUED	KELVIN NGUYEN
02/04/2026	240.00	ISSUED	KENNETH DEAN FANTI
02/11/2026	4,554.00	ISSUED	KEYSTONE SCIENCE SCHOOL
02/04/2026	100.00	ISSUED	KHLOEY LAND
02/25/2026	184.84	ISSUED	KIMBERLEY FRANKLIN
02/04/2026	45.68	ISSUED	KIMBERLY BLACKNELL
02/11/2026	3.48	ISSUED	KIMBERLY BLACKNELL
02/17/2026	75.11	ISSUED	KIMBERLY KING
02/25/2026	19.10	ISSUED	KIMBERLY LONGSTREET
02/04/2026	639.45	ISSUED	KING RANCH AG & TURF
02/11/2026	259.41	ISSUED	KING RANCH AG & TURF
02/17/2026	120.00	ISSUED	KINGWOOD HIGH SCHOOL
02/17/2026	80.00	ISSUED	KINGWOOD HIGH SCHOOL
02/25/2026	75.00	ISSUED	KINGWOOD HIGH SCHOOL
02/17/2026	35,368.50	ISSUED	KIRKMONT MUNICIPAL UTILITY DIS
02/04/2026	3,540.00	ISSUED	KIRKWOOD MUSIC SERVICES LLC
02/04/2026	26.03	ISSUED	KRISTEN GIBSON
02/11/2026	29.81	ISSUED	KRISTEN GIBSON
02/11/2026	408.90	ISSUED	KRISTOPHER PETREE
02/04/2026	44.16	ISSUED	KYLE CURD
02/04/2026	230.40	ISSUED	LA BRISA ICE CREAM
02/11/2026	374.40	ISSUED	LA BRISA ICE CREAM
02/25/2026	302.40	ISSUED	LA BRISA ICE CREAM
02/06/2026	552.87	ISSUED	LAKESHORE LEARNING MATERIALS LLC
02/06/2026	499.74	ISSUED	LAKESHORE LEARNING MATERIALS LLC
02/13/2026	599.26	ISSUED	LAKESHORE LEARNING MATERIALS LLC
02/13/2026	883.33	ISSUED	LAKESHORE LEARNING MATERIALS LLC
02/17/2026	1,087.60	ISSUED	LAKESHORE LEARNING MATERIALS LLC
02/20/2026	341.90	ISSUED	LAKESHORE LEARNING MATERIALS LLC
02/20/2026	93.04	ISSUED	LAKESHORE LEARNING MATERIALS LLC
02/25/2026	78.81	ISSUED	LAKESHORE LEARNING MATERIALS LLC
02/25/2026	74.05	ISSUED	LAKESHORE LEARNING MATERIALS LLC
02/11/2026	300.00	ISSUED	LAMAR CISD ATHLETICS
02/17/2026	132.93	ISSUED	LANCE DONAHO
02/17/2026	609.90	ISSUED	LANE EQUIPMENT COMPANY
02/25/2026	544.47	ISSUED	LANE EQUIPMENT COMPANY
02/04/2026	46.04	ISSUED	LARA ROBERTS

**PASADENA ISD
ACCOUNTS PAYABLE SYSTEM
CASH DISBURSEMENTS 02-01-2026 THRU 02-28-2026**

CHECK DATE	CHECK AMOUNT	CODE	VENDOR NAME
02/11/2026	350.00	ISSUED	LARRY GUINN PITTS
02/25/2026	8,287.76	ISSUED	LASSETTER LAFOUR EQUIPMENT LP
02/04/2026	95.42	ISSUED	LAUREN ARAGON
02/25/2026	543.90	ISSUED	LAZEL INC
02/11/2026	1,060.00	ISSUED	LEAD4WARD LLC
02/04/2026	2,045.00	ISSUED	LEAPIN LEOTARDS
02/25/2026	543.90	ISSUED	LEARNING A-Z LLC
02/25/2026	(543.90)	VOIDED	LEARNING A-Z LLC
02/04/2026	14.08	ISSUED	LEE HARRIS
02/11/2026	320.00	ISSUED	LESLIE JARED
02/11/2026	94.59	ISSUED	LESLIE RAMOS
02/04/2026	29.60	ISSUED	LETICIA GARCIA
02/04/2026	27.93	ISSUED	LETICIA GONZALEZ
02/11/2026	11.97	ISSUED	LETICIA GONZALEZ
02/11/2026	10,027.50	ISSUED	LETS TALK ABOUT IT SPCH THERAPY
02/25/2026	5,049.98	ISSUED	LETS TALK ABOUT IT SPCH THERAPY
02/11/2026	2,608.07	ISSUED	LIBERTY MUTUAL INSURANCE
02/04/2026	1,125.78	ISSUED	LIBERTY OFFICE PRODUCTS
02/11/2026	1,765.56	ISSUED	LIBERTY OFFICE PRODUCTS
02/17/2026	1,265.06	ISSUED	LIBERTY OFFICE PRODUCTS
02/25/2026	12.54	ISSUED	LIBERTY OFFICE PRODUCTS
02/25/2026	1,002.08	ISSUED	LIBERTY OFFICE PRODUCTS
02/17/2026	10,226.01	ISSUED	LIBRARIA
02/17/2026	100.00	ISSUED	LILAH ALEXANDER
02/25/2026	22.41	ISSUED	LINCY DUE
02/17/2026	720.00	ISSUED	LINDA G MILLIKEN
02/11/2026	432.45	ISSUED	LINDSEY LESNIEWSKI
02/04/2026	32.35	ISSUED	LISA PRADO
02/04/2026	15.26	ISSUED	LISA VELASQUEZ
02/04/2026	983.93	ISSUED	LISLE VIOLIN SHOP
02/17/2026	230.00	ISSUED	LISLE VIOLIN SHOP
02/25/2026	1,815.50	ISSUED	LISLE VIOLIN SHOP
02/25/2026	15.44	ISSUED	LIZZETTE GARZA
02/11/2026	12.41	ISSUED	LORI GRANDE
02/04/2026	20.00	ISSUED	LOURDES GUENARD
02/17/2026	1,210.90	ISSUED	LOVING GUIDANCE LLC
02/25/2026	2,680.00	ISSUED	LOVING GUIDANCE LLC
02/04/2026	1,472.81	ISSUED	LOWE'S HOME CENTERS LLC
02/04/2026	302.71	ISSUED	LOWE'S HOME CENTERS LLC
02/11/2026	470.69	ISSUED	LOWE'S HOME CENTERS LLC
02/17/2026	987.18	ISSUED	LOWE'S HOME CENTERS LLC
02/17/2026	399.42	ISSUED	LOWE'S HOME CENTERS LLC
02/25/2026	1,320.63	ISSUED	LOWE'S HOME CENTERS LLC
02/17/2026	5,250.00	ISSUED	LOWMAN EDUCATION LLC
02/25/2026	2,250.00	ISSUED	LOWMAN EDUCATION LLC
02/04/2026	33.14	ISSUED	LUCERO SILVA
02/06/2026	81.55	ISSUED	M&D SUPPLY INC
02/27/2026	442.36	ISSUED	M&D SUPPLY INC
02/17/2026	382.56	ISSUED	MACKIN EDUCATIONAL RESOURCES
02/11/2026	57.96	ISSUED	MALLORY BARNHART
02/25/2026	611.88	ISSUED	MAPP CASTER & SUPPLY INC
02/17/2026	26.32	ISSUED	MARCUS BATTS
02/04/2026	13.48	ISSUED	MARIA ACOSTA
02/04/2026	35.22	ISSUED	MARIA AVILA
02/04/2026	43.19	ISSUED	MARIA DELEON
02/04/2026	31.20	ISSUED	MARIA GARZA
02/04/2026	13.50	ISSUED	MARIA GUAJARDO
02/17/2026	118.04	ISSUED	MARIA JASSO
02/04/2026	37.86	ISSUED	MARIA LERMA
02/11/2026	315.00	ISSUED	MARIAN JOY TUNEBERG
02/17/2026	315.00	ISSUED	MARIAN JOY TUNEBERG
02/17/2026	16.38	ISSUED	MARIANELA COLON
02/04/2026	18.77	ISSUED	MARIANELA DIAZ
02/25/2026	330.00	ISSUED	MARINE CORPS JROTC (110)
02/11/2026	18.86	ISSUED	MARISOL DELEON-PHILLIPS
02/04/2026	9.88	ISSUED	MARISSA BORREGO
02/11/2026	195.00	ISSUED	MARK BRELAND
02/04/2026	195.00	ISSUED	MARK MOTAL
02/11/2026	3,675.03	ISSUED	MARKS PLUMBING PARTS
02/20/2026	324.70	ISSUED	MARKS PLUMBING PARTS
02/25/2026	570.54	ISSUED	MARKS PLUMBING PARTS
02/27/2026	1,417.22	ISSUED	MARKS PLUMBING PARTS
02/25/2026	156.22	ISSUED	MARLA NICKELSON
02/04/2026	79.03	ISSUED	MARY HARRYMAN
02/04/2026	319.60	ISSUED	MATHESON TRI-GAS INC
02/25/2026	679.54	ISSUED	MATHESON TRI-GAS INC
02/11/2026	150.00	ISSUED	MATHEW JOSSIAH PEREZ
02/04/2026	440.00	ISSUED	MATHWARM-UPS.COM
02/06/2026	795.00	ISSUED	MATHWARM-UPS.COM
02/13/2026	3,780.00	ISSUED	MATHWARM-UPS.COM
02/25/2026	600.00	ISSUED	MATTHEW GIBBS
02/17/2026	694.80	ISSUED	MAVICH LLC
02/04/2026	176.00	ISSUED	MCDONALD'S TEXAS INVITATIONAL
02/11/2026	750.37	ISSUED	MCMASTER-CARR
02/25/2026	1,569.54	ISSUED	MCMASTER-CARR
02/04/2026	2,633.77	ISSUED	MEDCO SUPPLY CO

**PASADENA ISD
ACCOUNTS PAYABLE SYSTEM
CASH DISBURSEMENTS 02-01-2026 THRU 02-28-2026**

CHECK DATE	CHECK AMOUNT	CODE	VENDOR NAME
02/11/2026	16.11	ISSUED	MEDCO SUPPLY CO
02/17/2026	237.55	ISSUED	MEDCO SUPPLY CO
02/25/2026	831.19	ISSUED	MEDCO SUPPLY CO
02/11/2026	400.00	ISSUED	MEGAN LARUE
02/17/2026	150.00	ISSUED	MEGAN LARUE
02/11/2026	70.58	ISSUED	MEGAN LOTT
02/11/2026	57.80	ISSUED	MEGHAN JEGWAY
02/11/2026	489.55	ISSUED	MELISA NICHOLS
02/17/2026	90.00	ISSUED	MELISSA LOZA
02/04/2026	115.00	ISSUED	MELISSA RYAN
02/11/2026	250.00	ISSUED	MICHAEL D BONAS
02/25/2026	62.89	ISSUED	MICHAEL KAEMMER
02/04/2026	520.00	ISSUED	MICHAEL KASINGER
02/25/2026	440.00	ISSUED	MICHAEL KASINGER
02/25/2026	70.00	ISSUED	MICHAEL PRESTON
02/17/2026	25.99	ISSUED	MICHAELS STORES INC & SUBS
02/17/2026	52.74	ISSUED	MICHELLE BLANK
02/25/2026	266.08	ISSUED	MICHELLE LEBLEU
02/17/2026	447.68	ISSUED	MIGUEL ALBARES
02/17/2026	54.65	ISSUED	MIL-BAR PLASTICS
02/04/2026	11.90	ISSUED	MIREYA VILLARREAL
02/11/2026	4.28	ISSUED	MIREYA VILLARREAL
02/04/2026	2,550.00	ISSUED	MISAEAL MATUL
02/04/2026	11,767.60	ISSUED	MOBILE COMMUNICATIONS AMERICA
02/17/2026	1,768.14	ISSUED	MOBILE COMMUNICATIONS AMERICA
02/25/2026	3,926.94	ISSUED	MOBILE COMMUNICATIONS AMERICA
02/04/2026	2,825.28	ISSUED	MODUSERVE
02/25/2026	91.20	ISSUED	MODUSERVE
02/25/2026	63.40	ISSUED	MONA FRALEY
02/04/2026	398.00	ISSUED	MONSTER TECHNOLOGY LLC
02/17/2026	1,676.00	ISSUED	MONSTER TECHNOLOGY LLC
02/04/2026	42.81	ISSUED	MONUMENT CHEVROLET
02/17/2026	696.94	ISSUED	MOTION PICTURE LICENSING CORP
02/11/2026	1,290.00	ISSUED	MSC INDUSTRIAL SUPPLY CO
02/04/2026	296.18	ISSUED	MUSIC AND ARTS
02/06/2026	378.25	ISSUED	MUSIC AND ARTS
02/13/2026	1,129.91	ISSUED	MUSIC AND ARTS
02/20/2026	188.76	ISSUED	MUSIC AND ARTS
02/25/2026	822.73	ISSUED	MUSIC AND ARTS
02/27/2026	311.24	ISSUED	MUSIC AND ARTS
02/17/2026	57.50	ISSUED	MYRNA ALANIS
02/17/2026	1,150.00	ISSUED	NANCY SHARON PRINCE
02/04/2026	304.24	ISSUED	NAPA AUTO PARTS
02/11/2026	670.32	ISSUED	NAPA AUTO PARTS
02/17/2026	264.39	ISSUED	NAPA AUTO PARTS
02/25/2026	696.01	ISSUED	NAPA AUTO PARTS
02/04/2026	845.75	ISSUED	NAPCO SECURITY TECHNOLOGIES INC
02/04/2026	499.00	ISSUED	NASP INC
02/04/2026	195.00	ISSUED	NATALIE RANGEL
02/04/2026	47.94	ISSUED	NATHAN ARNOLD
02/04/2026	172.00	ISSUED	NATIONAL FFA ORGANIZATION
02/04/2026	2,616.00	ISSUED	NATIONAL HEALTHCAREER ASSOC
02/11/2026	7,000.00	ISSUED	NATIONAL PRECISIONAIRE LLC
02/11/2026	361.72	ISSUED	NATIONAL TAILORS
02/04/2026	5,503.00	ISSUED	NETWORK CRAZE TECHNOLOGIES INC
02/25/2026	196.00	ISSUED	NETWORK CRAZE TECHNOLOGIES INC
02/11/2026	360.00	ISSUED	NEW CANEY HS ARMY JROTC
02/17/2026	450.00	ISSUED	NEW CANEY HS ARMY JROTC
02/17/2026	61.30	ISSUED	NORA ANOWEY
02/11/2026	65.76	ISSUED	NORA ARRIAGA
02/04/2026	2,870.00	ISSUED	NORDSTROM ASCENSION DANCE LLC
02/04/2026	63.27	ISSUED	NORMA JIMENEZ
02/04/2026	86.40	ISSUED	NOTHING BUNDT CAKES
02/17/2026	10,812.32	ISSUED	NOTHING BUNDT CAKES
02/25/2026	1,000.00	ISSUED	NOVATECH
02/11/2026	629.00	ISSUED	NOVUS WOOD GROUP LP
02/25/2026	384.00	ISSUED	NOVUS WOOD GROUP LP
02/25/2026	952.00	ISSUED	NTL CTR COMPETENCY TEST (NCCT)
02/04/2026	1,173.21	ISSUED	ODP BUSINESS SOLUTIONS LLC
02/11/2026	2,001.81	ISSUED	ODP BUSINESS SOLUTIONS LLC
02/17/2026	2,861.09	ISSUED	ODP BUSINESS SOLUTIONS LLC
02/25/2026	2,241.70	ISSUED	ODP BUSINESS SOLUTIONS LLC
02/11/2026	10,044.42	ISSUED	OLD FASHION CANDY CO INC
02/17/2026	5,087.56	ISSUED	OLD FASHION CANDY CO INC
02/11/2026	71.72	ISSUED	OLGA SANCHEZ
02/04/2026	45.52	ISSUED	OLGA URESTI
02/04/2026	2,673.34	ISSUED	O'REILLY AUTO PARTS
02/06/2026	3,538.37	ISSUED	O'REILLY AUTO PARTS
02/11/2026	193.90	ISSUED	O'REILLY AUTO PARTS
02/13/2026	3,173.92	ISSUED	O'REILLY AUTO PARTS
02/17/2026	133.98	ISSUED	O'REILLY AUTO PARTS
02/25/2026	2,510.06	ISSUED	O'REILLY AUTO PARTS
02/27/2026	3,052.13	ISSUED	O'REILLY AUTO PARTS
02/17/2026	252.42	ISSUED	OTC BRANDS INC
02/04/2026	48,703.20	ISSUED	OVOL USA
02/11/2026	1,527.18	ISSUED	OVOL USA

**PASADENA ISD
ACCOUNTS PAYABLE SYSTEM
CASH DISBURSEMENTS 02-01-2026 THRU 02-28-2026**

CHECK DATE	CHECK AMOUNT	CODE	VENDOR NAME
02/17/2026	24,351.60	ISSUED	OVOL USA
02/25/2026	24,351.60	ISSUED	OVOL USA
02/17/2026	191.90	ISSUED	PAIGE MAYO
02/04/2026	206.69	ISSUED	PANERA LLC
02/04/2026	1,347.22	ISSUED	PARTS TOWN LLC
02/11/2026	4,256.03	ISSUED	PARTS TOWN LLC
02/25/2026	5,589.60	ISSUED	PARTS TOWN LLC
02/04/2026	54.85	ISSUED	PATRICIA MARTINEZ
02/11/2026	49.16	ISSUED	PATRICK LONGSTREET
02/11/2026	40,139.43	ISSUED	PBK ARCHITECTS INC
02/13/2026	437.50	ISSUED	PEOPLE'S CHOICE ASSOCIATION
02/04/2026	201.20	ISSUED	PEPWEAR LLC
02/11/2026	119,891.45	ISSUED	PERDUE, BRANDON, FIELDER, PHONOSCOPE INC
02/25/2026	540.00	ISSUED	PHONOSCOPE INC
02/13/2026	285.00	ISSUED	PISD POLICE OFFICERS ASSOC
02/04/2026	486.00	ISSUED	PO PANHA CORPORATION
02/11/2026	18.50	ISSUED	PO PANHA CORPORATION
02/17/2026	185.00	ISSUED	PO PANHA CORPORATION
02/25/2026	4,266.18	ISSUED	PO PANHA CORPORATION
02/04/2026	170.83	ISSUED	POSITIVE PROMOTIONS INC
02/25/2026	225.85	ISSUED	POSITIVE PROMOTIONS INC
02/11/2026	685.00	ISSUED	POTEET WRECKER SERVICE
02/17/2026	1,385.00	ISSUED	POTEET WRECKER SERVICE
02/04/2026	1,265.32	ISSUED	PRECISION BUSINESS MACHINES
02/17/2026	21,635.62	ISSUED	PRECISION BUSINESS MACHINES
02/11/2026	267,294.61	ISSUED	PREFERRED TECHNOLOGIES LLC
02/17/2026	5,594.06	ISSUED	PRESENCELEARNING INC
02/25/2026	11,776.96	ISSUED	PRESENCELEARNING INC
02/17/2026	2,030.00	ISSUED	PRESTON ARMADILLA TWO PARTNERS
02/04/2026	40.00	ISSUED	PRINT CENTRAL
02/17/2026	352.80	ISSUED	PRINT CENTRAL
02/04/2026	475.91	ISSUED	PURE SPEED LIGHTWAVE
02/17/2026	261.25	ISSUED	PYRAMID SCHOOL PRODUCTS
02/25/2026	9,600.00	ISSUED	QUAVERED INC
02/04/2026	1,380.00	ISSUED	R & K COMMERCIAL AQUATIC SERVICE
02/11/2026	12,333.30	ISSUED	RACE RESULT AMERICAS INC
02/17/2026	466.65	ISSUED	RACHAEL FAITH
02/25/2026	415.43	ISSUED	RAEYLYNN TICE
02/04/2026	80.00	ISSUED	RALLY INC
02/04/2026	195.00	ISSUED	RANGEL GUZMAN
02/17/2026	218.06	ISSUED	REALLY GOOD STUFF LLC
02/11/2026	90.00	ISSUED	REBECCA DIETZ
02/04/2026	48.17	ISSUED	REBEKKA ALLEN
02/04/2026	1,360.00	ISSUED	REGION IV EDUCATION SRVC CENTER
02/11/2026	105.00	ISSUED	REGION IV EDUCATION SRVC CENTER
02/17/2026	2,099.43	ISSUED	REGION IV EDUCATION SRVC CENTER
02/25/2026	27,320.00	ISSUED	REGION IV EDUCATION SRVC CENTER
02/27/2026	769,993.50	ISSUED	REGION IV EDUCATION SRVC CENTER
02/17/2026	1,188.00	ISSUED	RELIANT BUSINESS PRODUCTS
02/11/2026	350.00	ISSUED	RENEE HANLEY
02/04/2026	2,459.20	ISSUED	REPUBLIC SERVICES INC #853
02/17/2026	22,340.95	ISSUED	REPUBLIC SERVICES INC #853
02/17/2026	1,515.35	ISSUED	REV ROBOTICS LLC
02/25/2026	1,065.94	ISSUED	REV ROBOTICS LLC
02/25/2026	2,199.00	ISSUED	RFS SPORTS
02/04/2026	131.74	ISSUED	RICHARD HOLT
02/04/2026	345.32	ISSUED	RICOH USA INC
02/04/2026	14,013.20	ISSUED	RIDDELL ALL AMERICAN SPORTS
02/17/2026	21,534.70	ISSUED	RIDDELL ALL AMERICAN SPORTS
02/25/2026	340.70	ISSUED	RIDDELL ALL AMERICAN SPORTS
02/25/2026	10,309.94	ISSUED	RIDLEY'S VACUUM & JANITORIAL
02/04/2026	11,434.89	ISSUED	RIVERSTONE RANCH HOA INC
02/11/2026	25.74	ISSUED	ROBERT SMITH
02/04/2026	637.50	ISSUED	ROGERS MORRIS & GROVER LLP
02/25/2026	212.50	ISSUED	ROGERS MORRIS & GROVER LLP
02/17/2026	99.00	ISSUED	ROMEO MUSIC
02/04/2026	23.71	ISSUED	ROSA MERCADO
02/11/2026	2.83	ISSUED	ROSA MERCADO
02/17/2026	79.94	ISSUED	ROSS ERNST
02/04/2026	400.00	ISSUED	ROYAL ATHLETIC DEPT
02/04/2026	2,269.16	ISSUED	RUSH BUS CENTER
02/11/2026	4,095.20	ISSUED	RUSH BUS CENTER
02/17/2026	13,859.92	ISSUED	RUSH BUS CENTER
02/25/2026	7,489.07	ISSUED	RUSH BUS CENTER
02/25/2026	117.95	ISSUED	RUTH TENORIO
02/04/2026	51.33	ISSUED	RUTH TOLBERT
02/04/2026	100.34	ISSUED	RYAN FOUNTAIN
02/04/2026	80.09	ISSUED	RYAN NYGAARD
02/04/2026	6,780.00	ISSUED	SAFETYMED LLC
02/11/2026	99.95	ISSUED	SAFETYMED LLC
02/17/2026	3,390.00	ISSUED	SAFETYMED LLC
02/17/2026	3,300.00	ISSUED	SAM'S LIMOUSINE AND TRANSPORT
02/11/2026	420.00	ISSUED	SANDRA A STRICKHOUSER
02/17/2026	65.01	ISSUED	SANDRA THOMAS
02/11/2026	90.00	ISSUED	SANTANA FAIRLEY
02/04/2026	195.00	ISSUED	SANTIAGO LOPEZ

**PASADENA ISD
ACCOUNTS PAYABLE SYSTEM
CASH DISBURSEMENTS 02-01-2026 THRU 02-28-2026**

CHECK DATE	CHECK AMOUNT	CODE	VENDOR NAME
02/11/2026	42.40	ISSUED	SARAH SMITH
02/17/2026	378.97	ISSUED	SARAH SMITH
02/11/2026	300.30	ISSUED	SAVANNAH CAFE & BAKERY
02/04/2026	3,786.88	ISSUED	SCHOLASTIC BOOK FAIRS
02/11/2026	5,411.23	ISSUED	SCHOLASTIC BOOK FAIRS
02/17/2026	1,368.12	ISSUED	SCHOLASTIC BOOK FAIRS
02/25/2026	16,029.24	ISSUED	SCHOLASTIC BOOK FAIRS
02/27/2026	4,306.54	ISSUED	SCHOLASTIC BOOK FAIRS
02/20/2026	510.95	ISSUED	SCHOLASTIC INC MAGAZINES
02/04/2026	104.28	ISSUED	SCHOOL LIFE
02/25/2026	55.62	ISSUED	SCHOOL NURSE SUPPLY
02/04/2026	115.01	ISSUED	SCHOOL NURSE SUPPLY INC
02/04/2026	852.71	ISSUED	SCHOOL SPECIALTY LLC
02/06/2026	504.22	ISSUED	SCHOOL SPECIALTY LLC
02/11/2026	463.46	ISSUED	SCHOOL SPECIALTY LLC
02/20/2026	689.25	ISSUED	SCHOOL SPECIALTY LLC
02/27/2026	57.30	ISSUED	SCHOOL SPECIALTY LLC
02/25/2026	422.75	ISSUED	SCHOOL SPECIALTY LLC
02/17/2026	2,182.38	ISSUED	SCOTT EQUIPMENT LLC
02/17/2026	90.86	ISSUED	SEAN MILLS
02/04/2026	1,260.00	ISSUED	SECURLY INC
02/25/2026	43.90	ISSUED	SEIDLITZ EDUCATION LLC
02/25/2026	93.74	ISSUED	SELENA CONTRERAS
02/17/2026	55.86	ISSUED	SETH JOHNSON
02/17/2026	377.85	ISSUED	SHADES OF TEXAS
02/25/2026	550.00	ISSUED	SHADES OF TEXAS
02/11/2026	67.24	ISSUED	SHANDA KAROW
02/11/2026	35.32	ISSUED	SHANNON ROGERS
02/17/2026	121.52	ISSUED	SHARON ANDRIS
02/04/2026	13.92	ISSUED	SHELBY SANCHEZ
02/11/2026	3.19	ISSUED	SHELBY SANCHEZ
02/04/2026	13.63	ISSUED	SHELLEY WHEELER
02/11/2026	31.18	ISSUED	SHELLEY WHEELER
02/25/2026	70.00	ISSUED	SHERI RODGERS
02/04/2026	44.39	ISSUED	SHERRONDA TISDALE
02/11/2026	7.04	ISSUED	SHERRONDA TISDALE
02/11/2026	431.69	ISSUED	SHERWIN-WILLIAMS (SPENCER)
02/25/2026	318.13	ISSUED	SHERWIN-WILLIAMS (SPENCER)
02/11/2026	2,988.02	ISSUED	SHIFFLER EQUIPMENT SALES INC
02/25/2026	2,248.00	ISSUED	SIEMENS INDUSTRY INC
02/25/2026	1,530.00	ISSUED	SIGNATURE FUNDRAISING INC
02/25/2026	1,195.00	ISSUED	SILVERADO BOOSTER CLUB
02/11/2026	11,681.00	ISSUED	SKG CONSULTING LLC
02/25/2026	4,785.00	ISSUED	SKILLSUSA TEXAS
02/04/2026	290.00	ISSUED	SKYLINE EQUIPMENT LLC
02/25/2026	300.00	ISSUED	SOUTH BELT CHURCH
02/17/2026	315.00	ISSUED	SOUTH BELT-ELLINGTON LEADER
02/25/2026	855.00	ISSUED	SOUTH BELT-ELLINGTON LEADER
02/17/2026	1,696.14	ISSUED	SOUTHEASTERN PERFORM APPAREL
02/04/2026	862.36	ISSUED	SOUTHERN FLORAL COMPANY
02/11/2026	314.15	ISSUED	SOUTHERN FLORAL COMPANY
02/25/2026	3,550.21	ISSUED	SOUTHERN FLORAL COMPANY
02/04/2026	4,387.36	ISSUED	SOUTHERN ICE CREAM
02/17/2026	4,006.90	ISSUED	SOUTHERN ICE CREAM
02/25/2026	3,855.99	ISSUED	SOUTHERN ICE CREAM
02/04/2026	2,684.00	ISSUED	SOUTHERN TIRE MART LLC
02/17/2026	1,426.16	ISSUED	SOUTHERN TIRE MART LLC
02/25/2026	723.60	ISSUED	SOUTHERN TIRE MART LLC
02/04/2026	83.75	ISSUED	SPALDING NICHOLS LAMP LANGLOIS
02/11/2026	40.48	ISSUED	SPARKLETTS & SIERRA SPRINGS
02/25/2026	311.89	ISSUED	SPARKLETTS & SIERRA SPRINGS
02/17/2026	934.44	ISSUED	SPEC BUILDING MATERIALS CORP
02/11/2026	25.00	ISSUED	STACEY BARBER
02/17/2026	255.50	ISSUED	STACY DAVIS
02/04/2026	134.55	ISSUED	STACY RABAGO
02/11/2026	9.14	ISSUED	STACY RABAGO
02/17/2026	200.00	ISSUED	STAR PIANO
02/25/2026	3,092.69	ISSUED	STEEL SUPPLY LP
02/25/2026	320.00	ISSUED	STEPHANIE PURGLEY
02/25/2026	140.00	ISSUED	STEPHEN LOVE
02/17/2026	750.00	ISSUED	STERLING ENVIRONMENTAL CONSULT
02/04/2026	6,470.95	ISSUED	STEVE WEISS MUSIC INC
02/17/2026	1,377.50	ISSUED	STEVE WEISS MUSIC INC
02/17/2026	300.00	ISSUED	STRATFORD BOOSTER CLUB
02/04/2026	89.00	ISSUED	SUCCESSFUND INC
02/04/2026	459.49	ISSUED	SULLIVAN SUPPLY INC
02/04/2026	38,562.49	ISSUED	SUN COAST RESOURCES LLC
02/11/2026	8,298.09	ISSUED	SUN COAST RESOURCES LLC
02/17/2026	18,886.94	ISSUED	SUN COAST RESOURCES LLC
02/25/2026	52,108.44	ISSUED	SUN COAST RESOURCES LLC
02/04/2026	195,353.92	ISSUED	SUPERIOR PT & WALLCOVERING INC
02/25/2026	586.80	ISSUED	SW SCHOOL SUPPLY
02/04/2026	8,295.00	ISSUED	SWEETWATER SOUND LLC
02/25/2026	1,693.33	ISSUED	SYSTEMSGO
02/25/2026	1,195.52	ISSUED	TACO CABANA
02/25/2026	280,900.85	ISSUED	TADCO ROOFING & WATERPROOFING

PASADENA ISD
ACCOUNTS PAYABLE SYSTEM
CASH DISBURSEMENTS 02-01-2026 THRU 02-28-2026

CHECK DATE	CHECK AMOUNT	CODE	VENDOR NAME
02/17/2026	574.76	ISSUED	TARA CRUM
02/11/2026	100.00	ISSUED	TASC DISTRICT 713
02/11/2026	390.00	ISSUED	TASO BASEBALL HOUSTON CHAPTER
02/17/2026	130.00	ISSUED	TASO BASEBALL HOUSTON CHAPTER
02/17/2026	520.00	ISSUED	TASO BASEBALL HOUSTON CHAPTER
02/25/2026	130.00	ISSUED	TASO BASEBALL HOUSTON CHAPTER
02/25/2026	390.00	ISSUED	TASO BASEBALL HOUSTON CHAPTER
02/25/2026	100.00	ISSUED	TBCA
02/25/2026	330.00	ISSUED	TBCA
02/11/2026	350.00	ISSUED	TCISD ATHLETICS
02/25/2026	200.00	ISSUED	TCISD ATHLETICS
02/25/2026	100.00	ISSUED	TCISD ATHLETICS
02/25/2026	450.00	ISSUED	TCISD ATHLETICS
02/13/2026	945.46	ISSUED	TCTA
02/11/2026	160.00	ISSUED	TED SONNIER
02/25/2026	168.00	ISSUED	TEN NAPEL SHEET METAL INC
02/25/2026	30.00	ISSUED	TERI GOODMAN
02/04/2026	281.00	ISSUED	TEXAS ACADEMIC DECATHLON
02/04/2026	10.00	ISSUED	TEXAS ACADEMIC DECATHLON
02/17/2026	72.00	ISSUED	TEXAS ACADEMIC DECATHLON
02/13/2026	2,280.18	ISSUED	TEXAS AFT AMP
02/11/2026	1,124.25	ISSUED	TEXAS ALTERNATOR STARTER SVC
02/11/2026	80.96	ISSUED	TEXAS ART SUPPLY CO
02/25/2026	38.96	ISSUED	TEXAS ART SUPPLY CO
02/25/2026	330.00	ISSUED	TEXAS CITY HS SWIM BOOSTER CLUB
02/11/2026	57.00	ISSUED	TEXAS DEPT OF STATE HEALTH SVC
02/11/2026	57.00	ISSUED	TEXAS DEPT OF STATE HEALTH SVC
02/11/2026	57.00	ISSUED	TEXAS DEPT OF STATE HEALTH SVC
02/25/2026	57.00	ISSUED	TEXAS DEPT OF STATE HEALTH SVC
02/25/2026	420.00	ISSUED	TEXAS PARKS AND WILDLIFE DEPT
02/25/2026	1,195.00	ISSUED	TEXAS PARKS AND WILDLIFE DEPT
02/11/2026	456.00	ISSUED	TEXTBOOK WAREHOUSE LLC
02/25/2026	6,725.10	ISSUED	THE MONARCH SCHOOL INC
02/04/2026	195.00	ISSUED	THEODORE VILLARREAL
02/11/2026	5,062.50	ISSUED	THERAPY CONSULTANTS
02/17/2026	52.45	ISSUED	THERESA KAMARA
02/04/2026	2,293.94	ISSUED	THOMAS BUS GULF COAST
02/11/2026	1,663.20	ISSUED	THOMAS BUS GULF COAST
02/17/2026	8,034.16	ISSUED	THOMAS BUS GULF COAST
02/25/2026	6,402.74	ISSUED	THOMAS BUS GULF COAST
02/17/2026	1,250.00	ISSUED	THOMAS SPARLING
02/25/2026	83,679.15	ISSUED	THOMPSON & HORTON LLP
02/11/2026	661.87	ISSUED	THOMSON REUTERS-WEST
02/25/2026	661.87	ISSUED	THOMSON REUTERS-WEST
02/04/2026	100.00	ISSUED	THSWPA
02/11/2026	200.00	ISSUED	THSWPA
02/11/2026	232.18	ISSUED	TIFFANY MCDOWELL
02/25/2026	90.00	ISSUED	TIMOTHY MIKOLAJCHAK
02/25/2026	87.22	ISSUED	TINA DVORAK
02/25/2026	118.94	ISSUED	TINA PEDERSON
02/13/2026	119.68	ISSUED	TIVA
02/04/2026	30.00	ISSUED	TMEA
02/13/2026	1,087.25	ISSUED	TMPA
02/17/2026	574.00	ISSUED	TMSCA
02/25/2026	210.00	ISSUED	TOMBALL MEMORIAL HS
02/04/2026	2,936.10	ISSUED	TONER FACTOR
02/11/2026	829.10	ISSUED	TONER FACTOR
02/25/2026	1,095.90	ISSUED	TONER FACTOR
02/04/2026	878.00	ISSUED	TOPSHELF IMAGING
02/17/2026	152.00	ISSUED	TOPSHELF IMAGING
02/25/2026	1,863.00	ISSUED	TOPSHELF IMAGING
02/11/2026	127.25	ISSUED	TRACI POWELL
02/11/2026	3,750.00	ISSUED	TRANSFINDER CORPORATION
02/17/2026	13,200.00	ISSUED	TRANSFINDER CORPORATION
02/04/2026	14.50	ISSUED	TREVOR REYNOLDS
02/11/2026	102.66	ISSUED	TRIANGLE PRINTING & MARKETING
02/11/2026	250.00	ISSUED	TSAA
02/13/2026	21,775.44	ISSUED	TSTA
02/25/2026	7,761.00	ISSUED	TURNER POWER & CONST LLC
02/04/2026	9,120.00	ISSUED	UIL REGION 19 MUSIC
02/11/2026	11,000.00	ISSUED	UIL REGION 19 MUSIC
02/11/2026	7,500.00	ISSUED	UIL REGION 19 MUSIC
02/17/2026	25,866.00	ISSUED	UNIPAK CORP
02/11/2026	43,373.35	ISSUED	UNITED REFRIGERATION INC
02/25/2026	2,984.33	ISSUED	UNITED REFRIGERATION INC
02/25/2026	4,082.33	ISSUED	UNIV OF HOUSTON-CLEAR LAKE
02/04/2026	658.03	ISSUED	UNIVERSAL MELODY SERVICES
02/06/2026	41.50	ISSUED	UNIVERSAL MELODY SERVICES
02/11/2026	320.11	ISSUED	UNIVERSAL MELODY SERVICES
02/13/2026	1,291.00	ISSUED	UNIVERSAL MELODY SERVICES
02/25/2026	469.36	ISSUED	UNIVERSAL MELODY SERVICES
02/27/2026	109.10	ISSUED	UNIVERSAL MELODY SERVICES
02/04/2026	123.22	ISSUED	UNLAUB/CHANNEL BEARING & SUPPLY LLC
02/11/2026	22.16	ISSUED	UNLAUB/CHANNEL BEARING & SUPPLY LLC
02/25/2026	305.43	ISSUED	UNLAUB/CHANNEL BEARING & SUPPLY LLC
02/13/2026	394.61	ISSUED	US DEPARTMENT OF TREASURY

PASADENA ISD
 ACCOUNTS PAYABLE SYSTEM
 CASH DISBURSEMENTS 02-01-2026 THRU 02-28-2026

CHECK DATE	CHECK AMOUNT	CODE	VENDOR NAME
02/13/2026	50.69	ISSUED	US DEPARTMENT OF TREASURY
02/27/2026	394.61	ISSUED	US DEPARTMENT OF TREASURY
02/27/2026	50.69	ISSUED	US DEPARTMENT OF TREASURY
02/11/2026	930.71	ISSUED	UTILITY REFRIGERATOR
02/25/2026	438.30	ISSUED	UTILITY REFRIGERATOR
02/04/2026	5.51	ISSUED	VALERIA FLORES
02/17/2026	1,232.24	ISSUED	VALLEY ATHLETICS
02/04/2026	5.42	ISSUED	VANESSA RODRIGUEZ
02/11/2026	5.51	ISSUED	VANESSA RODRIGUEZ
02/11/2026	58.49	ISSUED	VEIT LLC
02/25/2026	3,100.68	ISSUED	VEIT LLC
02/04/2026	1,785.53	ISSUED	VERIZON WIRELESS
02/04/2026	111.00	ISSUED	VERNIER SCIENCE EDUCATION
02/04/2026	18.71	ISSUED	VERONICA REYNA
02/25/2026	1,555.71	ISSUED	VERSALIFT SOUTHWEST LLC
02/04/2026	7,999.98	ISSUED	VEX ROBOTICS INC
02/11/2026	1,319.36	ISSUED	VEX ROBOTICS INC
02/04/2026	250.00	ISSUED	VISUAL SERVICES OF TEXAS
02/04/2026	559.00	ISSUED	VOLT
02/11/2026	1,118.00	ISSUED	VOLT
02/04/2026	285.20	ISSUED	WARDS SCIENCE
02/04/2026	8,855.00	ISSUED	WATCHFIRE SIGNS LLC
02/25/2026	345.35	ISSUED	WAYNE MERTZ
02/17/2026	2,789.79	ISSUED	WC TRACTOR
02/17/2026	100.00	ISSUED	WENDY CHE XO
02/04/2026	101.66	ISSUED	WENDY THORNHILL
02/04/2026	30,060.00	ISSUED	WEST BELT SURVEYING INC
02/04/2026	15.20	ISSUED	WEST MUSIC CO
02/11/2026	3,196.52	ISSUED	WESTCOAST PRODUCTS & DESIGN LLC
02/17/2026	2,381.54	ISSUED	WESTCOAST PRODUCTS & DESIGN LLC
02/04/2026	14.21	ISSUED	WHITNEY BARBER
02/17/2026	150.00	ISSUED	WHITNEY WYATT NOLDER
02/13/2026	1,370.20	ISSUED	WILLIAM E. HEITKAMP
02/27/2026	1,370.20	ISSUED	WILLIAM E. HEITKAMP
02/17/2026	2,462.25	ISSUED	WILLIS CREATIONS TX
02/11/2026	371.25	ISSUED	WILSON FIRE EQUIPMENT
02/04/2026	6,400.00	ISSUED	WILSON LANGUAGE TRAINING CORP
02/25/2026	620.65	ISSUED	WILSONART LLC
02/25/2026	7,268.56	ISSUED	WINDSTREAM HOLDINGS II LLC
02/04/2026	53,335.11	ISSUED	WM CORPORATE SERVICES INC
02/25/2026	147.75	ISSUED	WM CORPORATE SERVICES INC
02/25/2026	575.10	ISSUED	WORLD BOOK INC
02/11/2026	10,639.00	ISSUED	WORLD CLASS VACATIONS
02/25/2026	17,000.00	ISSUED	WORLDS FINEST CHOCOLATE INC
02/11/2026	56.91	ISSUED	XEROX BUSINESS SOLUT SOUTHWEST
02/17/2026	345.00	ISSUED	XEROX BUSINESS SOLUT SOUTHWEST
02/02/2026	311.50	ISSUED	XEROX FINANCIAL SERVICES
02/04/2026	288.97	ISSUED	XEROX FINANCIAL SERVICES
02/04/2026	288.97	ISSUED	XEROX FINANCIAL SERVICES
02/04/2026	305.05	ISSUED	XEROX FINANCIAL SERVICES
02/04/2026	305.05	ISSUED	XEROX FINANCIAL SERVICES
02/04/2026	305.05	ISSUED	XEROX FINANCIAL SERVICES
02/11/2026	166.25	ISSUED	XEROX FINANCIAL SERVICES
02/11/2026	82.52	ISSUED	XEROX FINANCIAL SERVICES
02/11/2026	264.40	ISSUED	XEROX FINANCIAL SERVICES
02/11/2026	235.56	ISSUED	XEROX FINANCIAL SERVICES
02/11/2026	250.00	ISSUED	XEROX FINANCIAL SERVICES
02/11/2026	157.50	ISSUED	XEROX FINANCIAL SERVICES
02/11/2026	311.50	ISSUED	XEROX FINANCIAL SERVICES
02/11/2026	664.52	ISSUED	XEROX FINANCIAL SERVICES
02/11/2026	166.54	ISSUED	XEROX FINANCIAL SERVICES
02/11/2026	299.95	ISSUED	XEROX FINANCIAL SERVICES
02/11/2026	372.00	ISSUED	XEROX FINANCIAL SERVICES
02/11/2026	259.01	ISSUED	XEROX FINANCIAL SERVICES
02/11/2026	255.00	ISSUED	XEROX FINANCIAL SERVICES
02/11/2026	550.00	ISSUED	XEROX FINANCIAL SERVICES
02/11/2026	200.00	ISSUED	XEROX FINANCIAL SERVICES
02/11/2026	247.51	ISSUED	XEROX FINANCIAL SERVICES
02/11/2026	479.78	ISSUED	XEROX FINANCIAL SERVICES
02/11/2026	1,011.52	ISSUED	XEROX FINANCIAL SERVICES
02/25/2026	2,025.00	ISSUED	XEROX FINANCIAL SERVICES
02/04/2026	16.24	ISSUED	YAZMIN CRUZ

February 2026 Tax Refunds

<u>Payer Name</u>	<u>Issue/Void</u>	<u>Amount</u>
1 ONE STOP AUTO CARE	Issue	(21.41)
205 E SHAW AVENUE TRUST	Issue	(27.21)
205 E SHAW AVENUE TRUST	Void	27.21
2216 HARRIS INVESTORS LLC	Issue	(8530.62)
4321 MT VERNON LLC	Issue	(253.70)
AJAY BHARGAVA	Issue	(286.52)
ALAMO TITLE	Issue	(9773.93)
ALEGRIA-RODRIGUEZ ALYSSA	Issue	(944.49)
ALEGRIA-RODRIGUEZ ALYSSA	Issue	(51.07)
ALMEDIA 145 STORAGE LP	Issue	(4516.54)
ALVAREZ CHERRY	Issue	(1537.08)
AMBE LODGING GROUP LLC	Issue	(1335.26)
ANA AYALA	Issue	(9.88)
APTWT LLC	Issue	(1914.29)
AREVALO JOSE FIDENCIO CRUZ	Issue	(530.80)
ATRIUM FINANCE II LP	Issue	(25840.93)
AYMOND ROGER JR & CECELIA	Issue	(53.90)
BECK & MASTEN BUICK GMC	Issue	(2035.19)
BK GILLEY LTD	Issue	(3396.33)
BK SPENCER LTD	Issue	(1605.35)
BRADY LEE MANSON II FISHYUBSN LLC	Issue	(758.87)
BURGER KING CORP	Issue	(8608.64)
BUSH CHELSEA E & JAMES M	Issue	(1619.35)
CAPITAL C INVESTMENTS LLC	Issue	(1148.90)
CAPITAL C INVESTMENTS LLC	Issue	(1103.45)
CARDONA CLAUDIA ALICIA & CESAR JOEL	Issue	(2075.31)
CARINGER DOUGLAS	Issue	(170.73)
CARSON VA INDUSTRIAL LP	Issue	(7348.57)
CCL INTEREST INC	Issue	(1465.25)
CENTERPOINT ENERGY HOUSTON	Issue	(1215.51)
CENTERPOINT ENERGY INTRASTATE PIPELINE	Issue	(91.46)
CHAVEZ MANUEL	Issue	(7752.02)
CHICAGO TITLE	Issue	(8159.75)
CHRISMAN ROAD PROPERTY LLC	Issue	(383.41)
CLARKE FAMILY REAL ESTATE HOLDINGS LLC	Issue	(79.98)
Clay Allied Technology, Ltd.	Issue	(4350.52)
CLOSING USA OF DELAWARE DBA CLOSING USA LLC	Issue	(254.46)
CONTRERAS JORGE	Issue	(469.96)
CONVERGE MIDSTREAM LLC	Issue	(73615.66)
CORDOVA JORGE A & PAOLA	Issue	(352.00)
CORDOVA JORGE ARTURO & PAOLA	Issue	(228.32)
CORELOGIC TAX SERVICES	Issue	(3007.51)
CORELOGIC TAX SERVICES	Issue	(2185.81)
CORELOGIC TAX SERVICES	Issue	(11436.09)
CORTEZ MICHELLE RENEE	Issue	(1535.03)

February 2026 Tax Refunds

<u>Payer Name</u>	<u>Issue/Void</u>	<u>Amount</u>
CORTEZ MICHELLE RENEE	Issue	(1940.63)
COURTESY HOSPITALITY INC	Issue	(1491.73)
COWART REBECCA L	Issue	(1880.42)
CWP ASSET CORP	Issue	(2157.91)
DEBA ENTERPRISE LLC	Issue	(8716.11)
DUQUESA BEAUTY SALON	Issue	(84.33)
DUQUESA BEAUTY SALON	Issue	(84.44)
ELLIS STEVEN ROBERT	Issue	(1486.70)
ELLIS STEVEN ROBERT	Issue	(1395.98)
ENTERPRISE CRUDE PIPELINE	Issue	(288666.90)
ENTERPRISE CRUDE PIPELINE	Issue	(624555.19)
ENTERPRISE CRUDE PIPELINE	Issue	(1105659.75)
ENTERPRISE CRUDE PIPELINE	Issue	(1122475.70)
ENTERPRISE CRUDE PIPELINE	Void	288666.9
ERACILIO MORENO-RODRIQUEZ	Issue	(1894.36)
ESQUIVEL MORENO BERTHA ALICIA	Issue	(217.47)
ESTRADA JESUS M & MARIA	Issue	(219.75)
ESTRADA JESUS M & MARIA	Issue	(34.52)
FAIRMONT CENTER LLC	Issue	(3449.01)
FALLS OF EDGEBROOK LP	Issue	(35624.59)
FEUGE SHARON ANNE	Issue	(2386.40)
FIDELITY NATIONAL TITLE AGENCY INC	Issue	(450.21)
FIRE BALL INDOOR SOCCER LLC	Issue	(2038.23)
FIRST AMERICAN TITLE	Issue	(27.79)
FOUNTOGLOU VASILIOS	Issue	(204.08)
FRANK MIKESKA WATCH REPAIR	Issue	(402.23)
FRANK MIKESKA WATCH REPAIR	Issue	(864.97)
FRANK MIKESKA WATCH REPAIR	Issue	(646.63)
FRANK MIKESKA WATCH REPAIR	Issue	(313.17)
FRANK MIKESKA WATCH REPAIR	Issue	(557.57)
FRANK MIKESKA WATCH REPAIR	Issue	(804.97)
FRANK MIKESKA WATCH REPAIR	Issue	(837.15)
FRANK MIKESKA WATCH REPAIR	Issue	(400.00)
FRANK MIKESKA WATCH REPAIR	Issue	(1228.93)
FRANK MIKESKA WATCH REPAIR	Issue	(851.32)
FRANK MIKESKA WATCH REPAIR	Issue	(1340.58)
FREEBIRDS WORLD BURRITO	Issue	(4367.20)
G1R CLEAR LAKE LLC	Issue	(34109.18)
GARCIA JESUS	Void	778.4
GHUNEIM & ASSOCIATES	Issue	(542.83)
GONZALEZ JUAN F	Issue	(228.42)
GONZALEZ YELILE A	Issue	(10.00)
GROUP 1 REALTY INC	Issue	(47.53)
HANSEN ROAD LTD	Issue	(1758.30)
HARPER NOLAN K & FELICIA	Issue	(761.93)

February 2026 Tax Refunds

<u>Payer Name</u>	<u>Issue/Void</u>	<u>Amount</u>
HAZARI LLC	Issue	(78.79)
HEFNER LISA G	Issue	(1477.77)
HEFNER LISA G	Issue	(1575.46)
HERNANDEZ DIANA L OLGUIN	Issue	(2053.13)
HILLCREST HOLDINGS LLC	Issue	(106.23)
HK CLEAR LAKE PROPERTIES LLC	Issue	(8405.36)
HOBBY HOSPITALITY 4 INC	Issue	(5003.61)
INDEPENDENCE TITLE	Issue	(6463.43)
JACKSON TAMI RAE	Issue	(390.21)
JM MOTORS	Issue	(441.80)
JUAREZ SONIA	Issue	(1293.21)
KOMATSU FINANCIAL LP	Void	1708.01
KROGER CO 746	Issue	(2949.51)
KROGER TEXAS LP AS LESSEE	Issue	(13351.32)
KROGER TEXAS LP AS LESSEE	Issue	(1202.95)
KV ASHMORE SPE LLC	Issue	(33959.40)
L&H TEXAS REALTY LLC	Issue	(1069.37)
LECHUGA NICOLAS	Issue	(470.60)
LERETA	Issue	(293.92)
LERETA LLC/CREDIT HUMAN	Issue	(508.70)
LITHIA REAL ESTATE INC	Issue	(9169.66)
LONGORIA ESMERALDA	Issue	(1172.20)
LONGORIAMENDOZA ESTEFANA	Issue	(840.93)
LONGORIAMENDOZA ESTEFANA	Issue	(786.89)
LOPEZ CLAUDIA V	Issue	(1241.48)
MAA PASADENA LLC	Issue	(1371.46)
MADALA SRIDHAR & ANURADHA	Issue	(1427.08)
MADALA SRIDHAR & ANURADHA	Issue	(343.79)
MAGIC TOUCH DENTAL	Issue	(2646.20)
MAGIC TOUCH DENTAL	Issue	(2602.74)
MANGUM EDUCATIONAL CENTER LP	Issue	(1886.96)
MCEVILLY JAMES & MARIA	Issue	(64.29)
MEDINA MATIAS AMADOR RODRIGUEZ	Issue	(700.57)
MEDINA YOLANDA MARGARITA	Issue	(12.71)
MENLO REALTY INCOME PROPERTIES 27 LLC	Issue	(3595.65)
MERIT ADVISORS, LLC	Issue	(44.90)
METROPLEX CAPTIOL ADVISORS & ASSOCIATES	Issue	(1844.15)
MILLER CAROLYN	Issue	(3111.02)
MOHAMAD HARMOUCH	Issue	(475.80)
MOLINA JULIA P	Issue	(307.24)
MOSAIC SWNG LLC	Issue	(42505.71)
MY SHOP CUSTOMZ	Issue	(41.39)
NADYRSHAH DHANANI	Issue	(5110.18)
NGUYEN KERRY MUI	Issue	(183.82)
NGUYEN NHANH THI & HIEN HUU	Issue	(1750.79)

February 2026 Tax Refunds

<u>Payer Name</u>	<u>Issue/Void</u>	<u>Amount</u>
NGUYEN NHANH THI & HIEN HUU	Issue	(1869.57)
NGUYEN NINH & NGHINGH	Issue	(60.00)
NISSAN NORTH AMERICA	Issue	(1259.72)
ORTEGA STEVEN	Issue	(98.34)
PARK PLACE TX LLC	Issue	(341.54)
PATEL KAY	Issue	(1189.69)
PATEL KAY	Issue	(1825.09)
PAZ MELVIN G	Issue	(724.85)
PAZ MELVIN G	Issue	(768.79)
PINNACLE PROPANE EXPRESS LLC	Issue	(41.71)
PINNACLE PROPANE EXPRESS LLC	Issue	(126.37)
PLANET HOME LENDING	Issue	(975.42)
PRADIM LLC	Issue	(1225.50)
PS LPT PROPERTIES INVESTORS	Issue	(33970.51)
PS TEXAS HOLDINGS LTD	Issue	(30075.93)
R Q OPTOMETRY INC	Issue	(1054.98)
RAMBECK2 LLC	Issue	(124.52)
RAMBECK2 LLC	Issue	(72.97)
REGALADO CARLOS JESUS	Issue	(1412.08)
REGALADO CARLOS JESUS	Issue	(1520.39)
RLIF CENTRAL LLC	Issue	(4954.02)
ROBERTS BRAXTON	Issue	(1328.23)
ROCK DONNA JEAN	Issue	(464.29)
RODRIGUEZ DAVID S &	Issue	(107.30)
RODRIGUEZ-TORRES ELIER	Issue	(423.91)
RODRIGUEZ-TORRES ELIER	Issue	(720.54)
ROMA PROPERTIES LLC	Issue	(1884.83)
ROSA RX PHARMACY	Issue	(1787.94)
ROTO-ROOTER PLUMBING & WATER CLEAN UP	Issue	(46.73)
RYAN LLC	Issue	(1097.78)
RYAN LLC PAYING FOR DARWIN HOMES	Issue	(111.00)
RYAN LLC, PAYING FOR DARWIN HOMES	Issue	(111.93)
RYAN LLC, PAYING FOR DARWIN HOMES	Issue	(232.02)
RYAN TR	Issue	(783.32)
RYAN TR	Issue	(6095.44)
SAMANTHA MARKETPLACE LLC	Issue	(4166.70)
SANCHEZ GABRIEL & ESTHER	Issue	(183.83)
SANTILLAN EDMUNDO	Issue	(1478.58)
SANTILLAN EDMUNDO	Issue	(1374.95)
SANTOS SHALYM	Issue	(1281.37)
SEAWAY CRUDE PIPELINE COMPANY LLC	Issue	(82322.58)
SEAWAY CRUDE PIPELINE COMPANY LLC	Issue	(36750.84)
SEAWAY CRUDE PIPELINE COMPANY LLC	Issue	(65713.46)
SELECT PORTFOLIO SERVICING INC	Issue	(3259.86)
SILVESTRE LUIS	Issue	(286.73)


February 2026 Tax Refunds

<u>Payer Name</u>	<u>Issue/Void</u>	<u>Amount</u>
SILVESTRE LUIS	Issue	(285.41)
SIMMONS FABRICATORS INC	Issue	(730.83)
SMALL TOWN STORAGE HOUSTON TX LLC	Issue	(2344.40)
SOLIS ESMERALDA T	Issue	(1524.27)
SOTO MICHELLE A	Issue	(851.83)
SOUTH HOUSTON HOLDINGS LLC	Issue	(291.09)
SOUTHERN DOCK PRODUCTS	Issue	(160.77)
SOUTHMORE CORPORATION	Issue	(18.00)
SPX COOLING TECHNOLOGIES INC	Issue	(13.72)
SPX COOLING TECHNOLOGIES INC	Issue	(36.37)
SPX COOLING TECHNOLOGIES INC	Issue	(12.04)
SPX COOLING TECHNOLOGIES INC	Issue	(41.77)
STANDARD MORGAN PARTNERS LTD	Issue	(435.20)
STARBUCKS CORPORATION	Issue	(449.13)
STICKS & STONES FAIRMONT LTD	Issue	(2050.73)
SUGARPLUM PROPERTIES LLC	Issue	(24545.47)
SUGARPLUM PROPERTIES LLC	Issue	(26763.85)
SUGARPLUM PROPERTIES LLC	Issue	(15641.35)
TARGET CORP	Issue	(18787.85)
TARGET CORPORATION	Issue	(10798.12)
TC SPE 5 LLC	Issue	(53006.12)
TEAM MANCUSO POWERSPORTS GULF FWY	Issue	(4617.78)
THE ESTATE OF BLAKEMORE MARGENE	Issue	(29.53)
TREASURER OF HARRIS COUNTY	Issue	(1959.68)
UPPERLAND LLC	Issue	(97.78)
UPPERLAND LLC	Issue	(142.45)
VISTAMONT REALTY MANAGEMENT INC	Issue	(123.96)
WALGREEN CO	Issue	(4778.46)
WALGREEN CO STORE	Issue	(2015.90)
WALGREEN CO STORE	Issue	(3271.23)
WALGREENS	Issue	(4273.46)
WALGREENS CO	Issue	(2918.55)
WALGREENS CO	Issue	(4506.15)
WALKER BERNARD W & ANDREA G	Issue	(183.83)
WALTRUST PROPERTIES	Issue	(1298.75)
WALTRUST PROPERTIES INC	Issue	(4500.34)
WESLEY ROBERT D & DEBRA	Issue	(761.93)
YAMASA CO LTD	Issue	(244.01)
YIKJUNE INVESTMENT LLC	Issue	(2092.88)
ZAQ EQUITY LLC	Issue	(993.72)

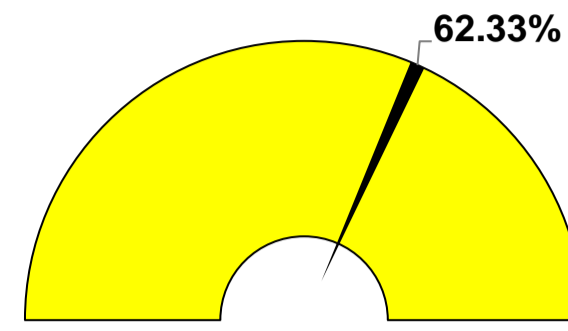
General Fund | Revenue Dashboard

For the Period Ending February 28, 2026

Projected Year End Fund Balance as % of Budgeted Revenues

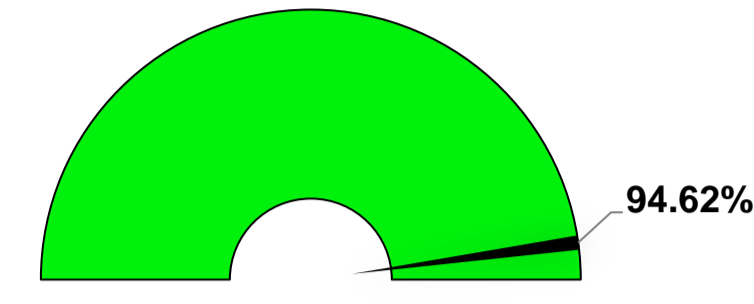


Actual YTD Revenues



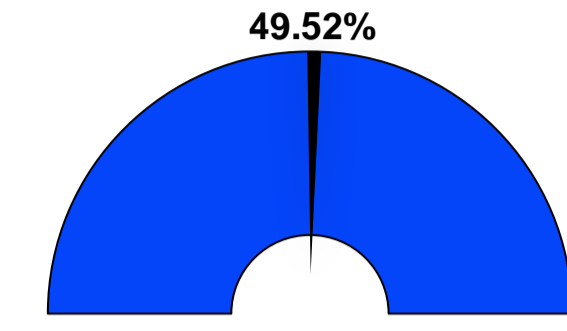
Projected YTD Revenues
78.77%

Actual YTD Local Sources



Projected YTD Local Sources
94.46%

Actual YTD State Sources

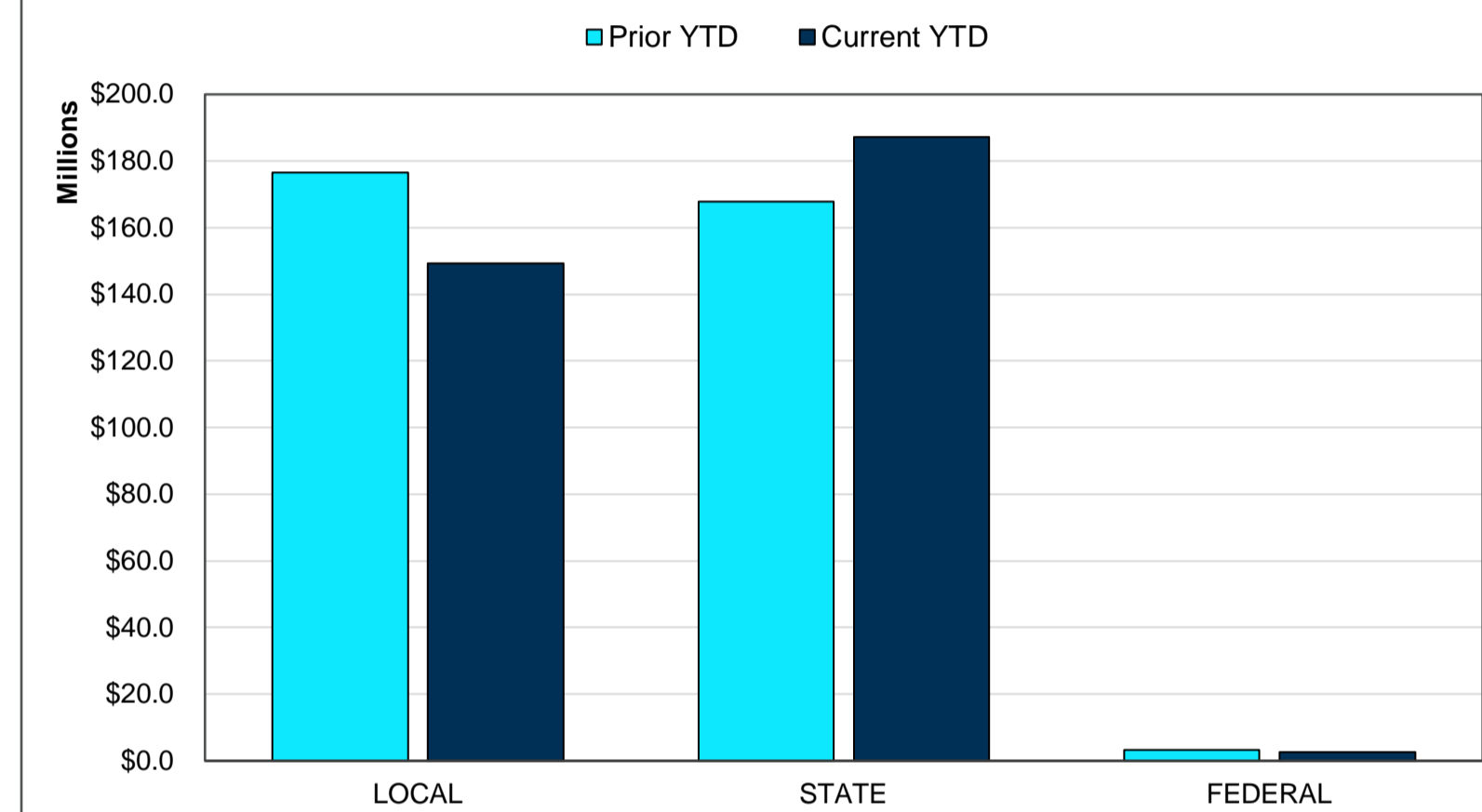


Projected YTD State Sources
72.46%

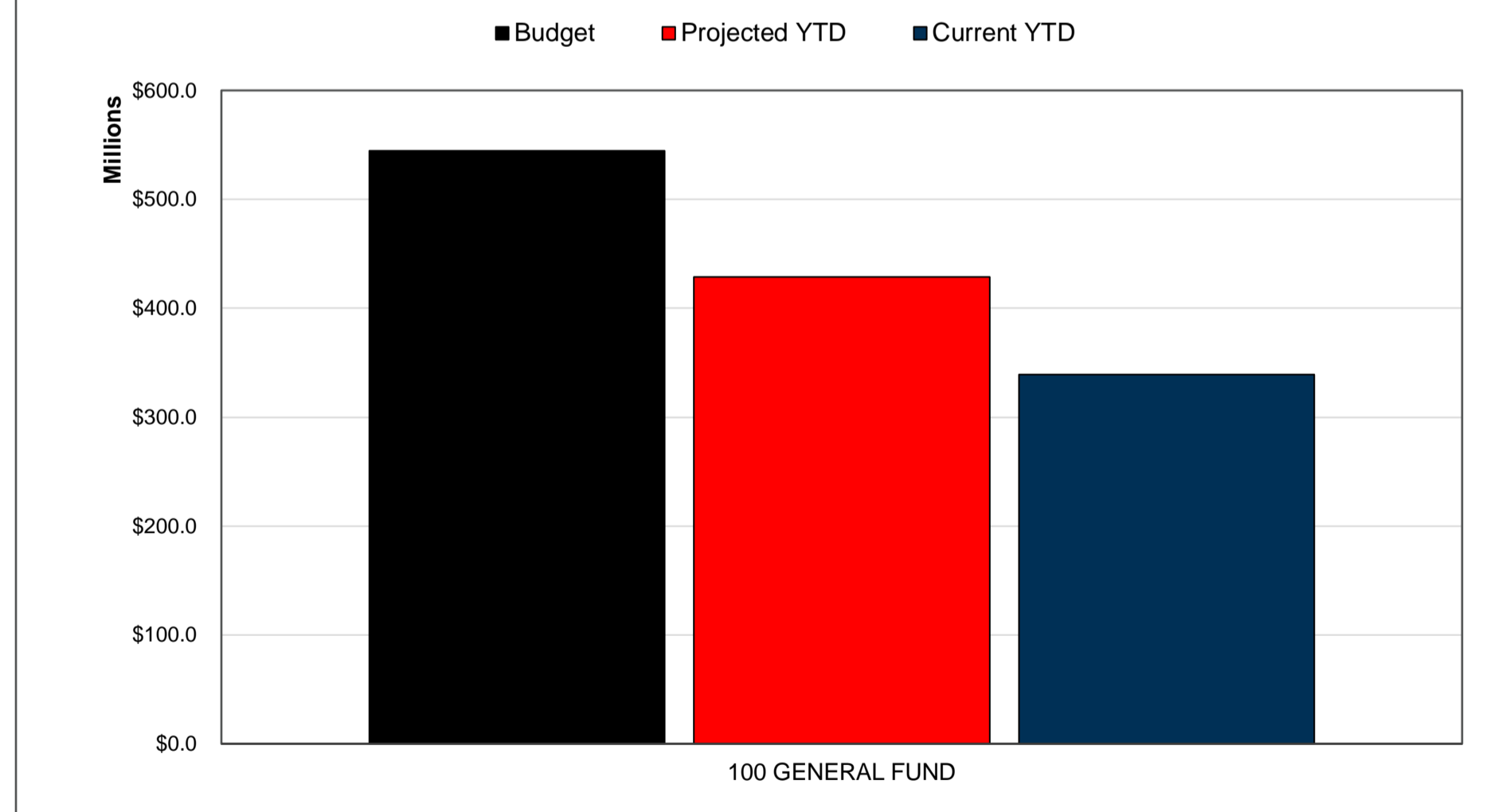
Top 10 Sources of Revenue Year-to-Date

Fsp Formula Foundation	\$161,834,197
Taxes, Current Year Levy	\$143,775,160
Trs On-Behalf	\$17,053,342
Per Capita Apportionment	\$8,419,432
Earnings From Temporary Deposits And Investments	\$3,377,665
Penalties, Interest, And Other Tax Revenues	\$1,647,182
Federal Revenues Distributed By The Texas Education Agency	\$920,732
Other Revenues From Local Sources	\$694,537
Federal Revenues Distributed Directly From The Federal Government	\$640,030
Athletic Activities	\$383,990
Percent of Total Revenues YTD	99.84%

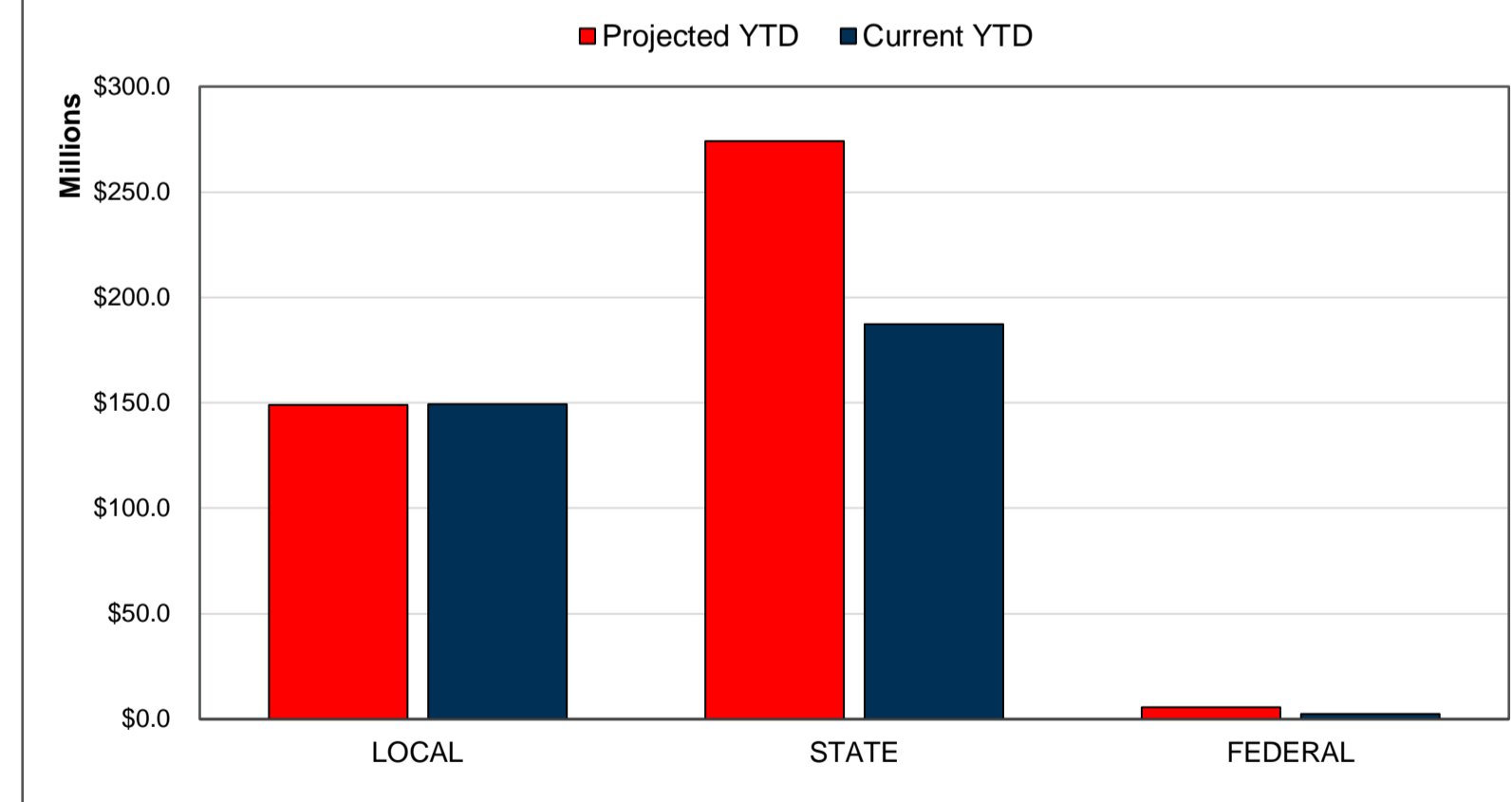
Revenue by Source



Revenue Comparison




Revenue by Source



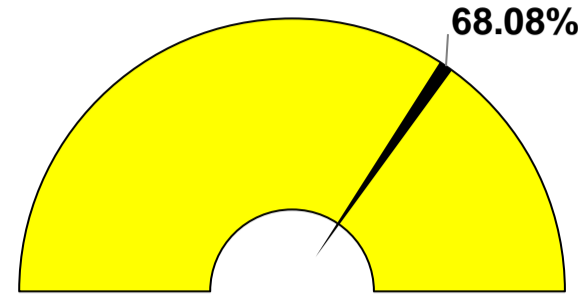
General Fund | Expenditure Dashboard

For the Period Ending February 28, 2026

Projected Year End Fund Balance as % of Budgeted Expenditures

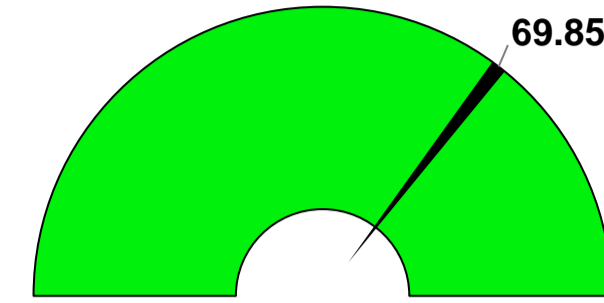


Actual YTD Expenditures



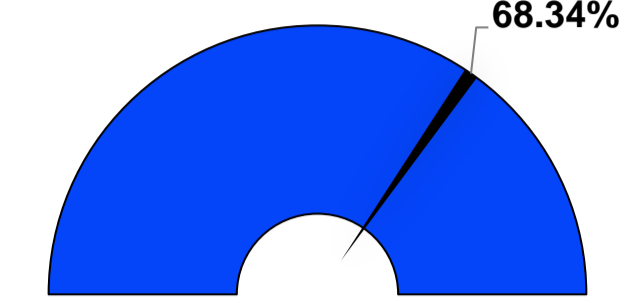
Projected YTD Expenditures 67.36%

Actual YTD Instruction



Projected YTD Instruction 68.70%

Actual YTD Payroll Costs

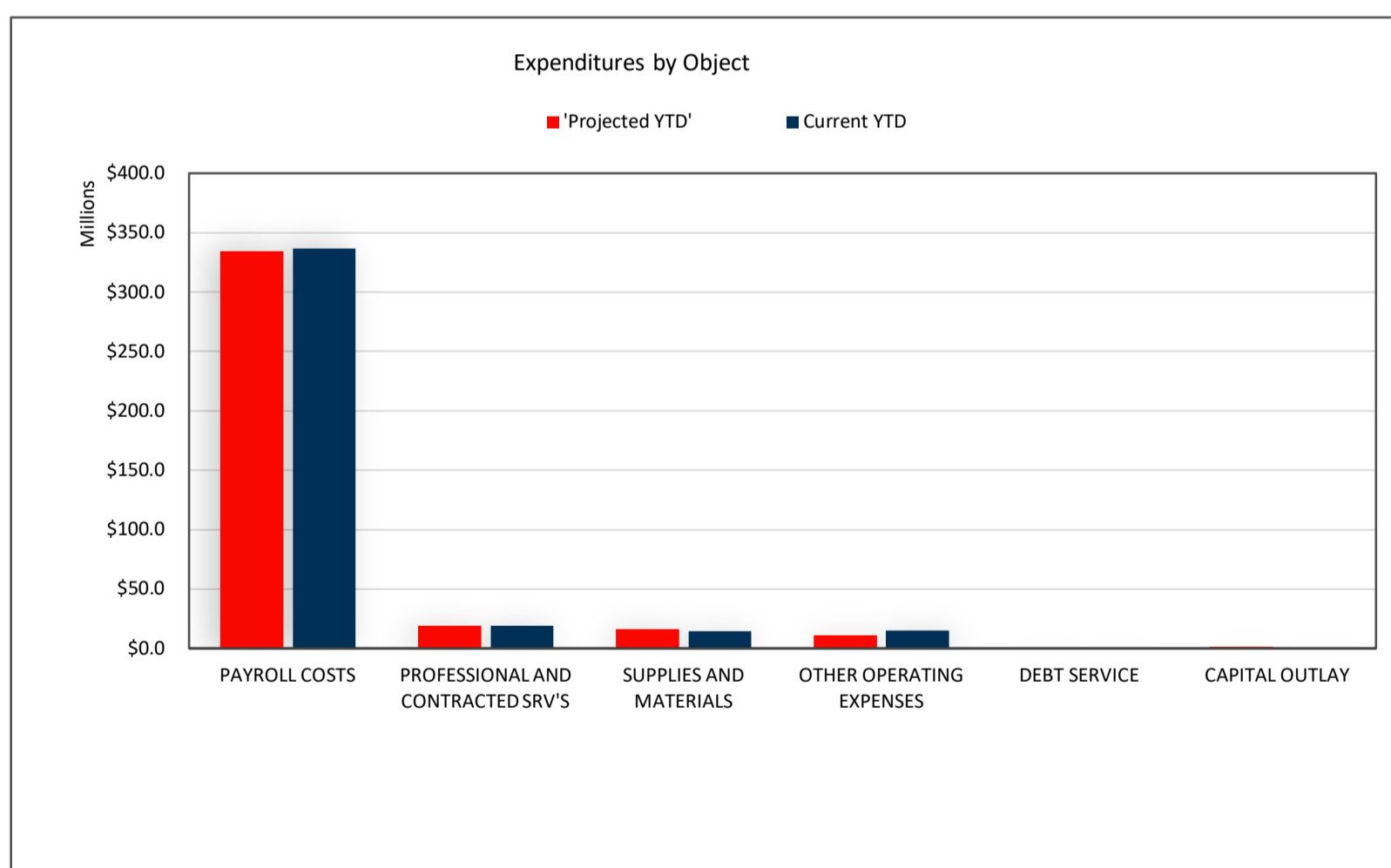
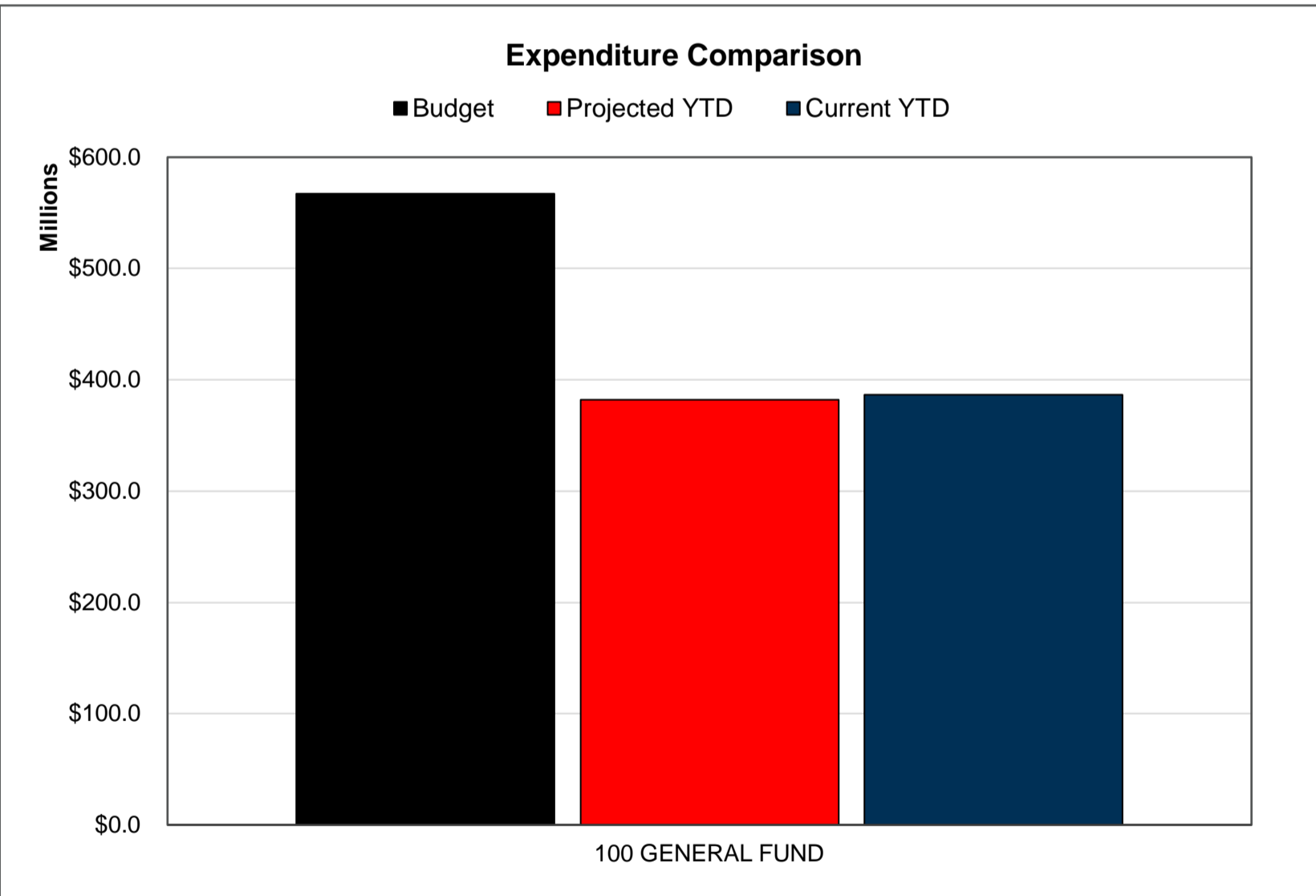
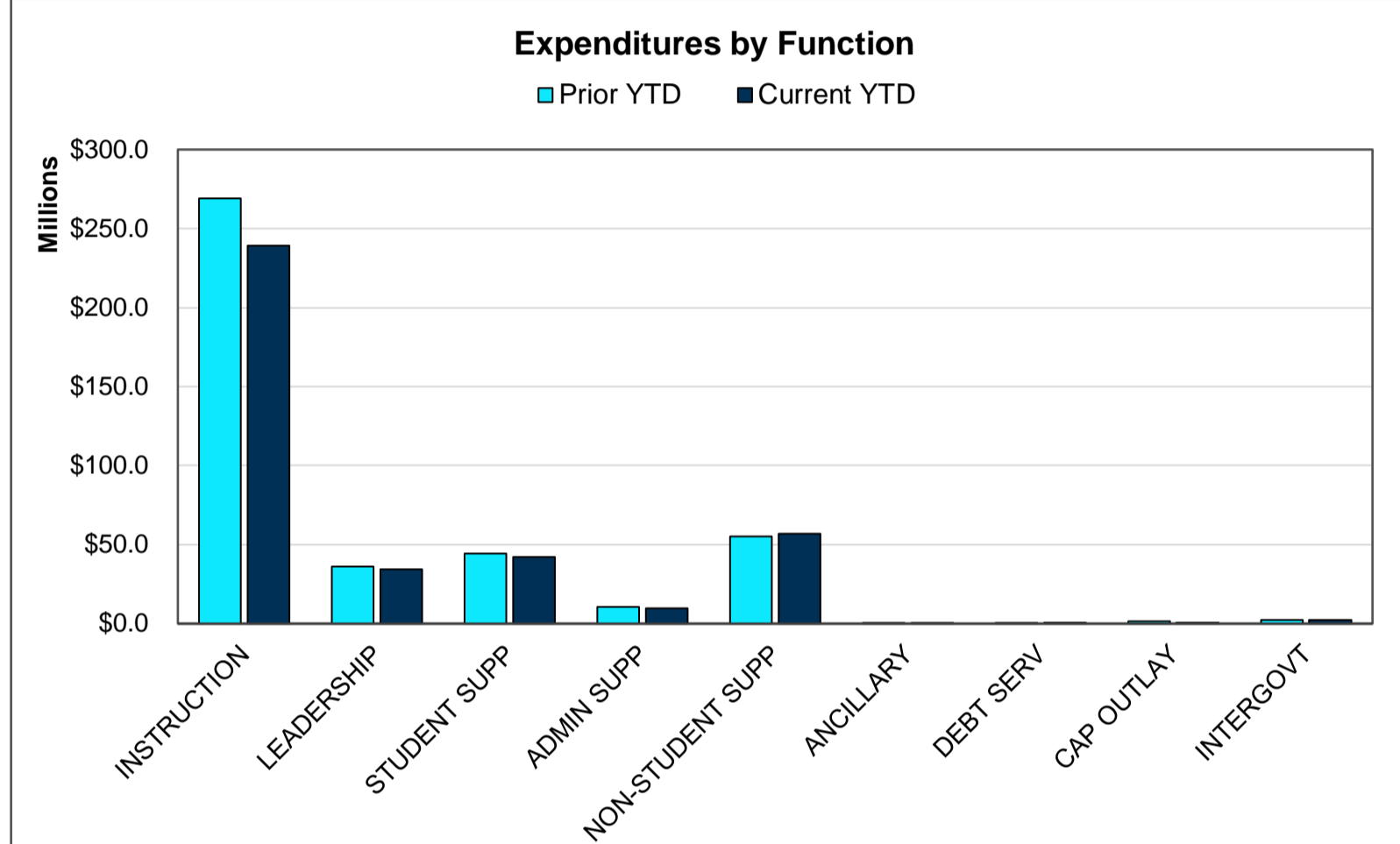


Projected YTD Payroll Costs 67.87%

Top 10 Expenditures by Function Year-to-Date

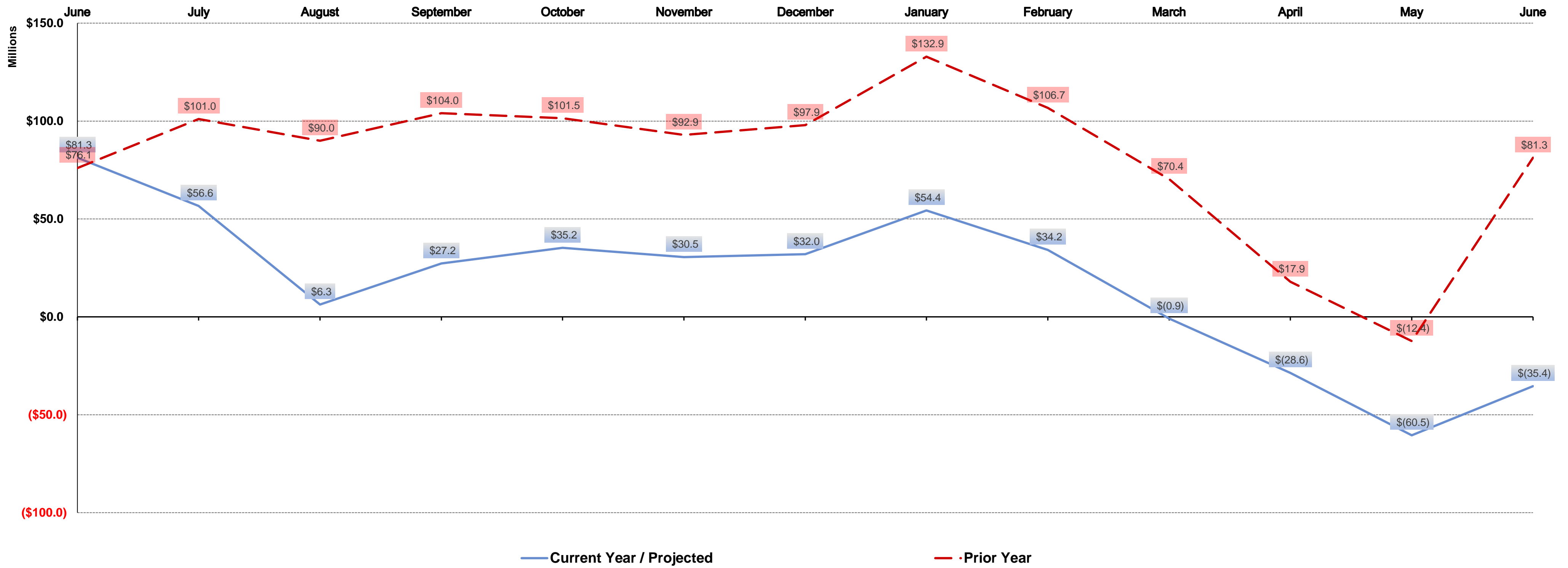
Instruction	\$229,955,789
Plant Maint/Operations	\$42,491,927
School Leadership	\$28,661,778
Guidance/Counsel/Eval Svs	\$18,953,350
Student Transportation	\$13,145,983
General Administration	\$9,814,711
Data Processing Svs	\$9,485,988
Cocurr/Extracurr Activity	\$5,767,683
Instructional Leadership	\$5,551,024
Instruct Res/Media Svs	\$5,176,479

Percent of Total Expenditures YTD 95.51%



General Fund

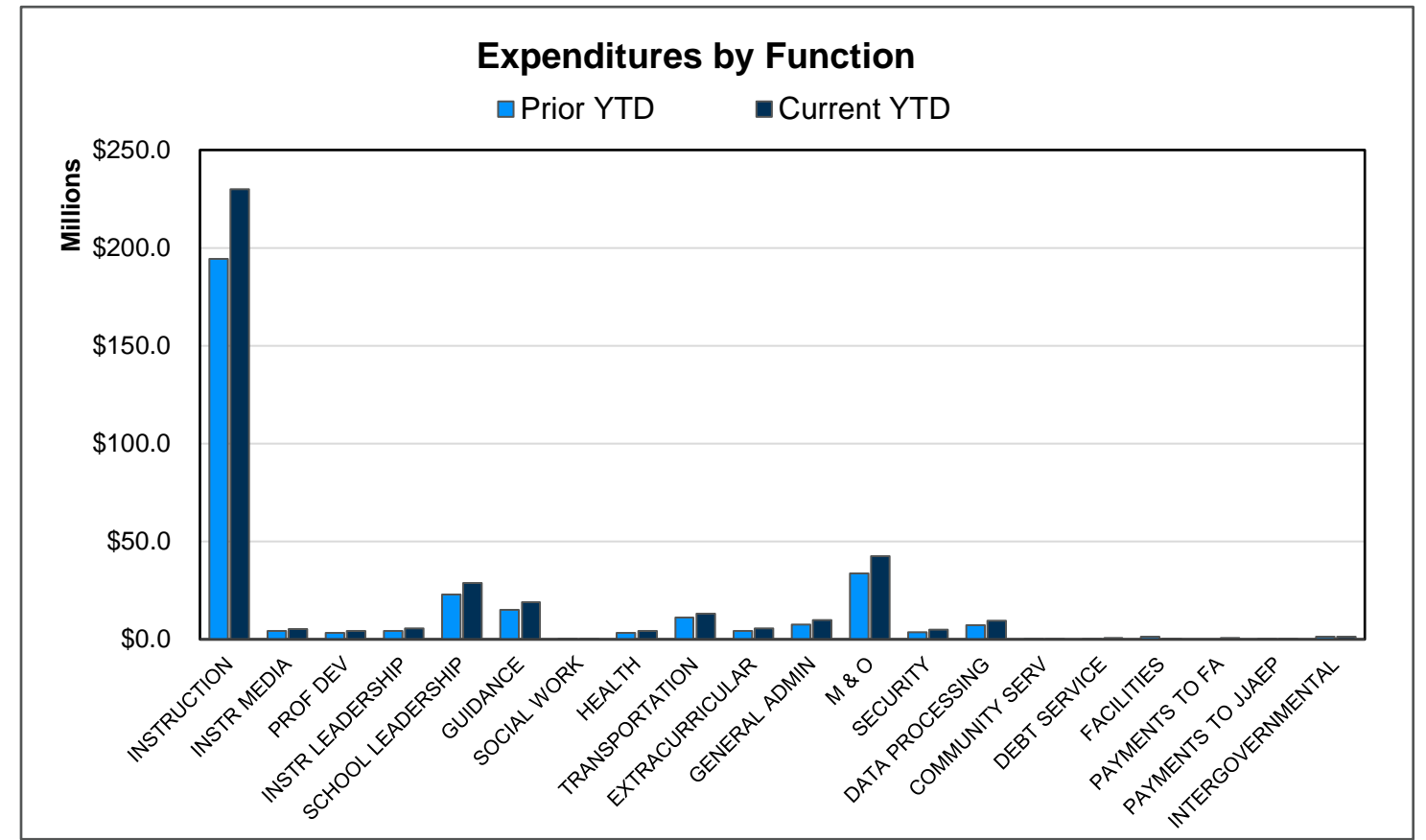
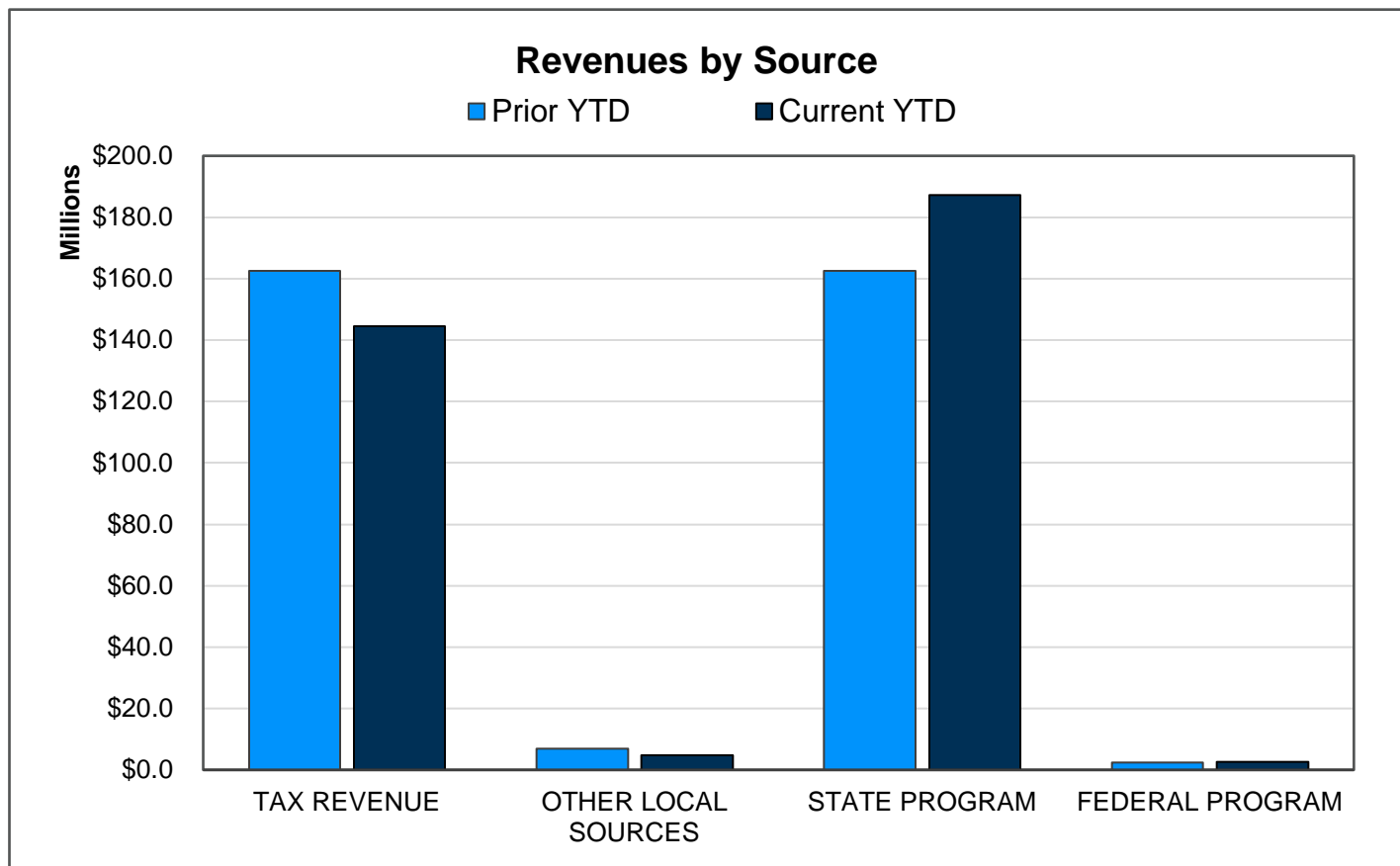
For the Period Ending February 28, 2026



General Fund | Function Financial Summary

For the Period Ending February 28, 2026

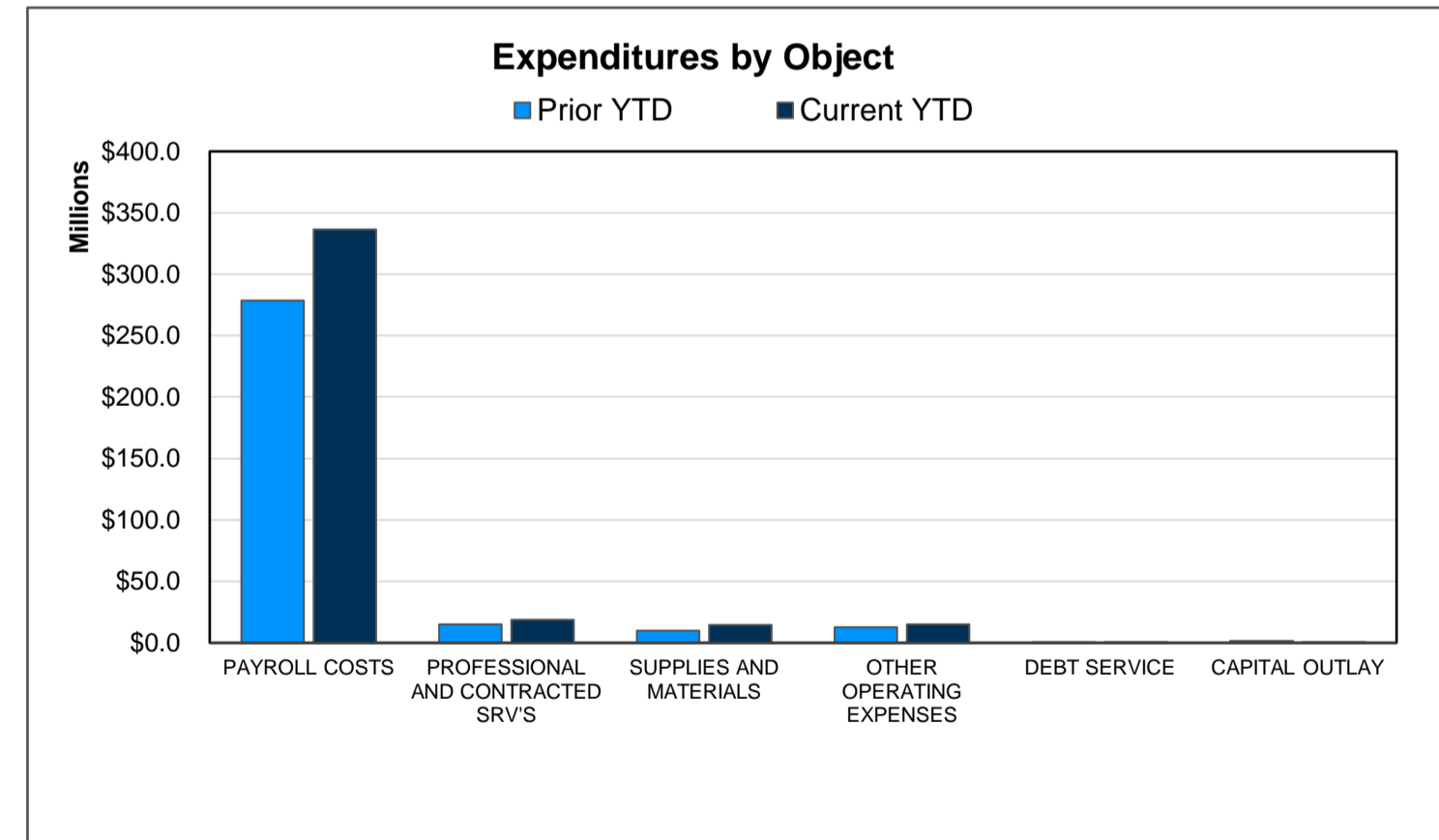
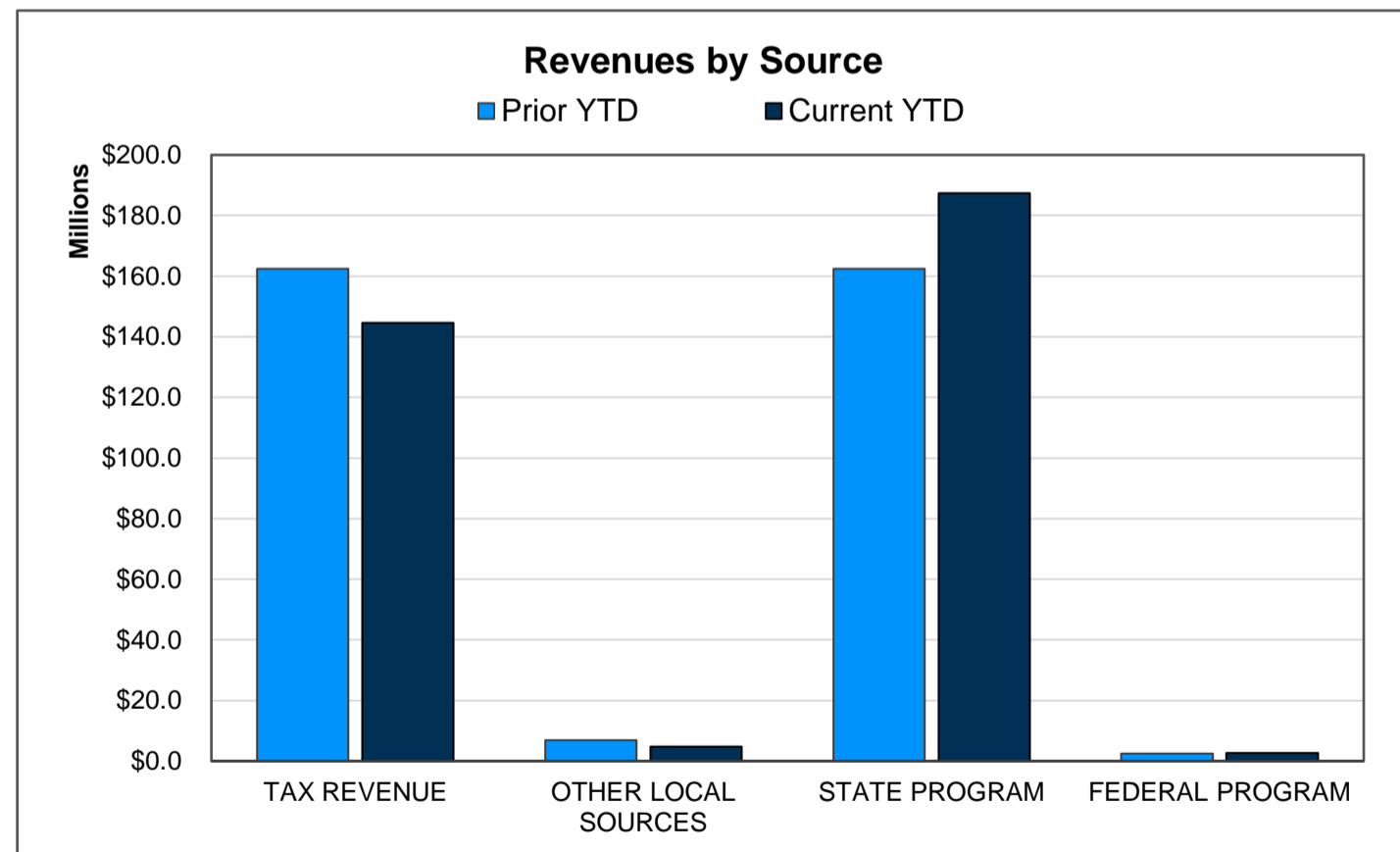
	YTD % of PY Actual			YTD % of Budget		
	Prior YTD	Prior Year Actual	YTD % of PY Actual	Current YTD	Annual Budget	YTD % of Budget
REVENUES						
Tax Revenue	\$162,488,436	\$168,993,603	96.15%	\$144,525,595	\$145,237,845	99.51%
Other Local Sources	6,846,232	10,966,613	62.43%	4,848,196	12,629,664	38.39%
State Program	162,521,335	309,302,753	52.54%	187,313,269	378,234,878	49.52%
Federal Program	2,461,860	5,333,154	46.16%	2,618,157	8,306,000	31.52%
TOTAL REVENUE	\$334,317,863	\$494,596,123	67.59%	\$339,305,217	\$544,408,387	62.33%
EXPENDITURES FUNCTIONS						
Instruction	\$194,312,046	\$298,147,966	65.17%	\$229,955,789	\$329,223,752	69.85%
Instructional Media	4,176,158	6,504,612	64.20%	5,176,479	7,772,913	66.60%
Curriculum & Personnel Development	3,195,783	5,622,538	56.84%	4,254,224	7,019,611	60.60%
Instructional Leadership	4,251,927	7,099,791	59.89%	5,551,024	9,183,835	60.44%
School Leadership	22,870,836	38,383,215	59.59%	28,661,778	44,634,486	64.21%
Guidance & Counseling	15,086,203	24,016,896	62.81%	18,953,350	28,159,039	67.31%
Social Work Services	96,298	177,871	54.14%	144,395	253,090	57.05%
Health Services	3,311,217	5,100,749	64.92%	4,307,381	6,247,800	68.94%
Pupil Transportation	11,240,934	17,974,492	62.54%	13,145,983	20,682,413	63.56%
Extracurricular Activities	4,351,926	7,068,977	61.56%	5,767,683	6,397,659	90.15%
General Administration	7,526,724	13,262,794	56.75%	9,814,711	15,220,188	64.48%
Plant Maintenance & Operations	33,598,776	52,122,990	64.46%	42,491,927	64,680,283	65.70%
Security & Monitoring Services	3,588,633	8,389,092	42.78%	4,860,013	7,974,128	60.95%
Data Processing Services	7,212,438	12,432,117	58.01%	9,485,988	13,248,525	71.60%
Community Service	112,729	188,828	59.70%	113,593	221,803	51.21%
Debt Service	24,286	2,715,886	0.89%	714,555	1,280,094	55.82%
Facilities Acq. & Construction	1,354,219	2,076,514	65.22%	549,983	1,212,545	45.36%
Payments to Fiscal Agent	0	1,670,860	0.00%	769,994	1,940,455	39.68%
Payments to JJAEP Programs	43,200	56,095	77.01%	86,400	100,000	86.40%
Other Intergovernmental Charges	1,264,684	1,726,486	73.25%	1,268,536	2,023,000	62.71%
TOTAL EXPENDITURES	\$317,619,017	\$504,738,769	62.93%	\$386,073,786	\$567,475,619	68.03%
SURPLUS / (DEFICIT)	\$16,698,846	(\$10,142,646)		(\$46,768,569)	(\$23,067,232)	
OTHER FINANCING SOURCES / (USES)						
Other Financing Uses	0	(7,274,284)		(283,151)	0	
TOTAL OTHER FINANCING SOURCES / (USES)	\$0	\$1,458,613		(\$283,151)	\$0	
NET CHANGE IN FUND BALANCE	\$16,698,846	(\$8,684,033)		(\$47,051,720)	(\$23,067,232)	
ENDING FUND BALANCE	\$186,651,773	\$161,268,894		\$114,217,174	\$116,499,781	



General Fund | Object Financial Summary

For the Period Ending February 28, 2026

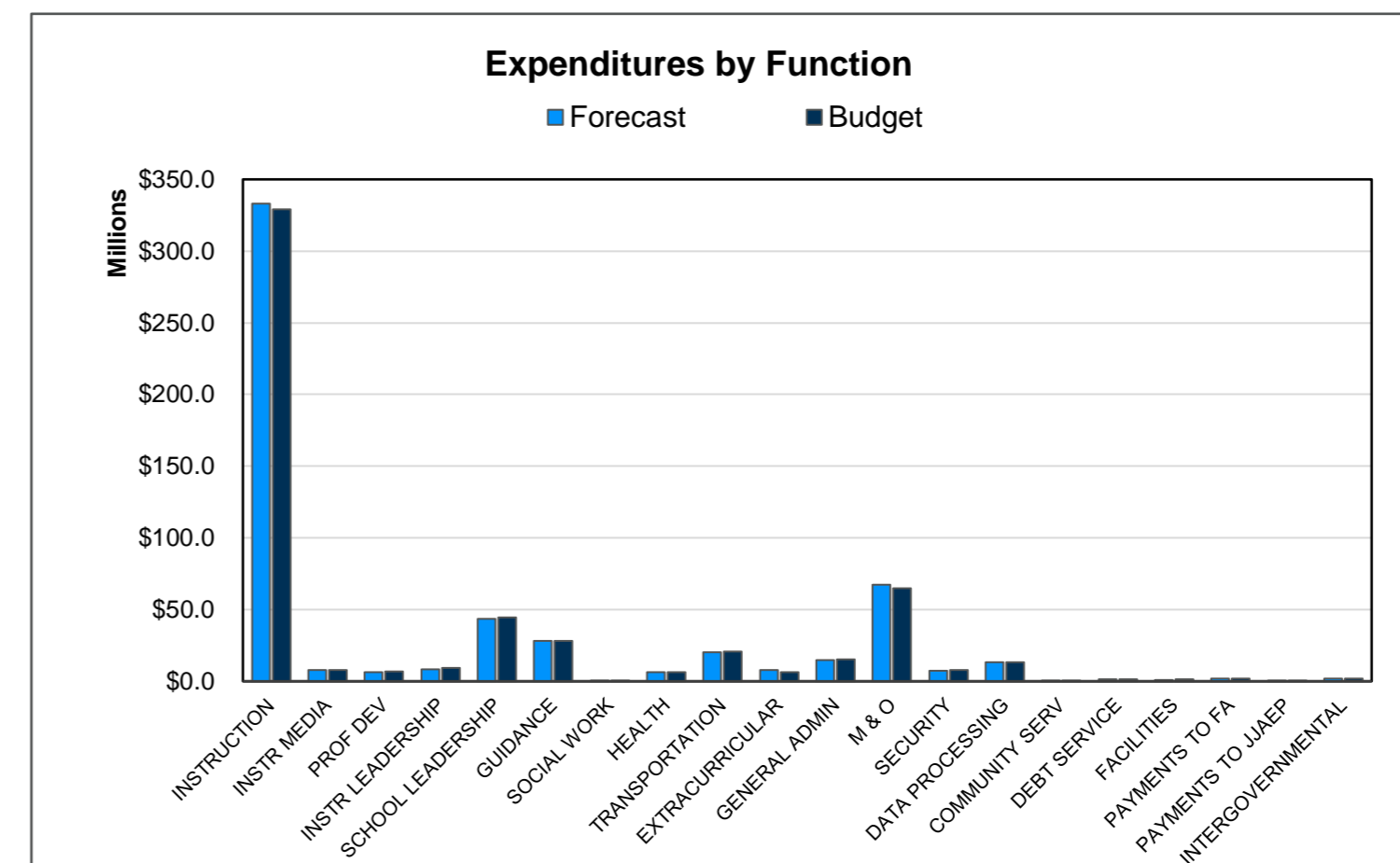
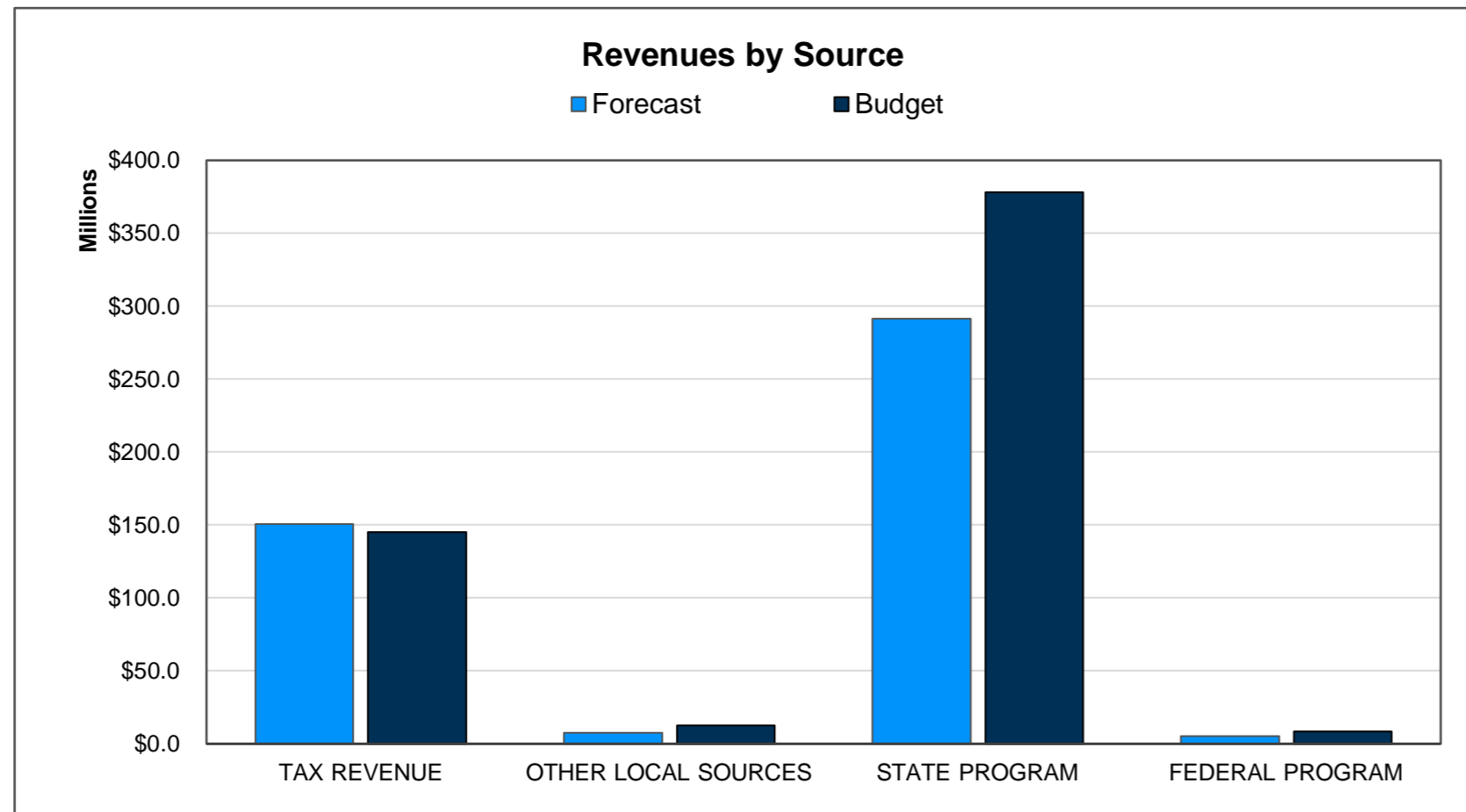
	Prior YTD	Prior Year Actual	YTD % of PY Actual	Current YTD	Annual Budget	YTD % of Budget
REVENUES						
Tax Revenue	\$162,488,436	\$168,993,603	96.15%	\$144,525,595	\$145,237,845	99.51%
Other Local Sources	6,846,232	10,966,613	62.43%	4,848,196	12,629,664	38.39%
State Program	162,521,335	309,302,753	52.54%	187,313,269	378,234,878	49.52%
Federal Program	2,461,860	5,333,154	46.16%	2,618,157	8,306,000	31.52%
TOTAL REVENUE	\$334,317,863	\$494,596,123	67.59%	\$339,305,217	\$544,408,387	62.33%
EXPENDITURES OBJECTS						
Payroll Costs	\$278,398,550	\$436,710,252	63.75%	\$336,622,849	\$492,552,600	68.34%
Professional and Contracted Services	15,041,625	24,594,726	61.16%	18,864,939	31,937,891	59.07%
Supplies and Materials	9,968,288	15,591,339	63.93%	14,383,379	21,220,645	67.78%
Other Operating Expenses	12,608,112	17,153,658	73.50%	14,774,849	18,954,465	77.95%
Debt Service	24,286	2,715,885	0.89%	714,555	1,280,094	55.82%
Capital Outlay	1,578,156	7,972,909	19.79%	713,216	1,529,924	46.62%
TOTAL EXPENDITURES	\$317,619,017	\$504,738,769	62.93%	\$386,073,787	\$567,475,619	68.03%
SURPLUS / (DEFICIT)	\$16,698,846	(\$10,142,646)		(\$46,768,570)	(\$23,067,232)	
OTHER FINANCING SOURCES / (USES)						
Other Financing Uses	0	(7,274,284)		(283,151)	0	
TOTAL OTHER FINANCING SOURCES / (USES)	\$0	\$1,458,613		(\$283,151)	\$0	
NET CHANGE IN FUND BALANCE	\$16,698,846	(\$8,684,033)		(\$47,051,721)	(\$23,067,232)	
ENDING FUND BALANCE	\$186,651,773	\$161,268,894		\$114,217,174	\$116,499,781	



General Fund | Function Financial Forecast

For the Period Ending February 28, 2026

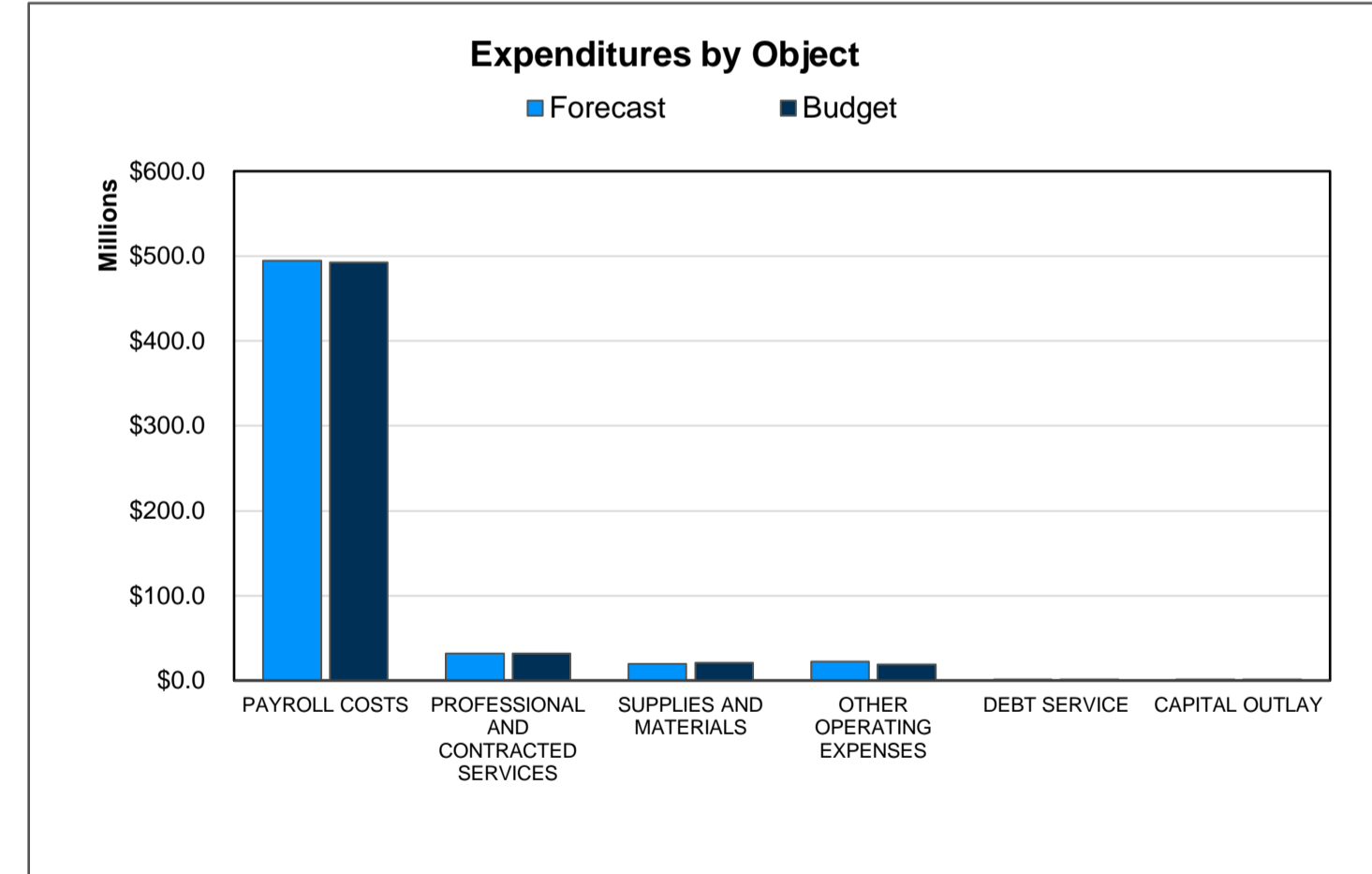
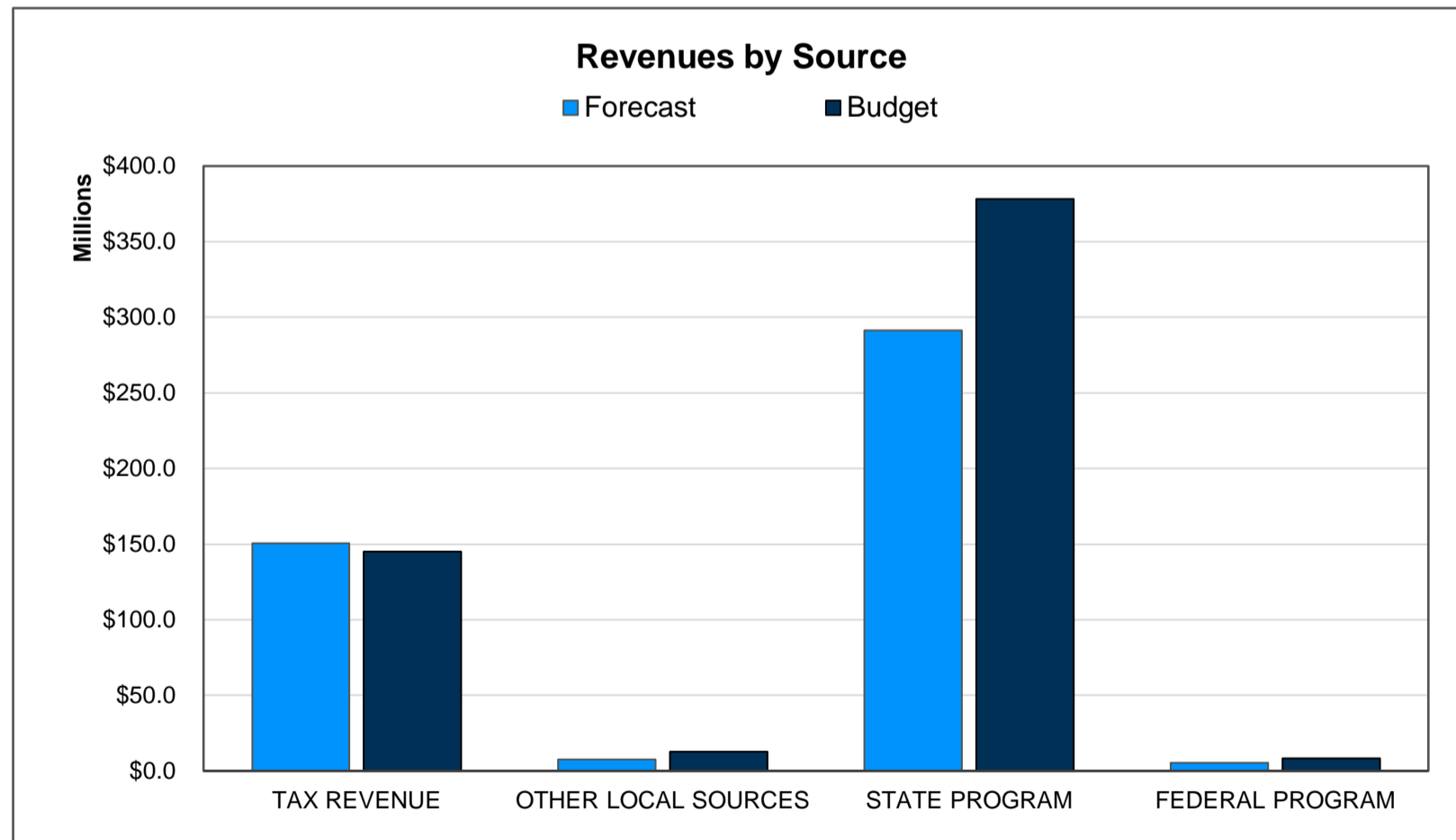
	Prior YTD	Current YTD	Add: Projections	Annual Forecast	Annual Budget	Variance Fav / (Unfav)
REVENUES						
Tax Revenue	\$162,488,436	\$144,525,595	\$5,993,422	\$150,519,017	\$145,237,845	\$5,281,172
Other Local Sources	6,846,232	4,848,196	2,751,790	7,599,987	12,629,664	(5,029,677)
State Program	162,521,335	187,313,269	104,157,960	291,471,229	378,234,878	(86,763,649)
Federal Program	2,461,860	2,618,157	2,700,301	5,318,457	8,306,000	(2,987,543)
TOTAL REVENUE	\$334,317,863	\$339,305,217	\$115,603,473	\$454,908,690	\$544,408,387	(\$89,499,697)
EXPENDITURES FUNCTIONS						
Instruction	\$194,312,046	\$229,955,789	\$103,043,625	\$332,999,415	\$329,223,752	(\$3,771,683)
Instructional Media	4,176,158	5,176,479	2,426,099	7,602,579	7,772,913	176,084
Curriculum & Personnel Development	3,195,783	4,254,224	2,298,121	6,552,346	7,019,611	453,032
Instructional Leadership	4,251,927	5,551,024	2,920,065	8,471,089	9,183,835	712,556
School Leadership	22,870,836	28,661,778	14,995,967	43,657,745	44,634,486	979,570
Guidance & Counseling	15,086,203	18,953,350	9,062,036	28,015,386	28,159,039	143,603
Social Work Services	96,298	144,395	84,666	229,061	253,090	24,029
Health Services	3,311,217	4,307,381	1,929,246	6,236,628	6,247,800	10,572
Pupil Transportation	11,240,934	13,145,983	7,302,002	20,447,985	20,682,413	234,428
Extracurricular Activities	4,351,926	5,767,683	2,205,702	7,973,384	6,397,659	(1,575,381)
General Administration	7,526,724	9,814,711	4,992,383	14,807,094	15,220,188	413,094
Plant Maintenance & Operations	33,598,776	42,491,927	24,974,587	67,466,514	64,680,283	(2,783,621)
Security & Monitoring Services	3,588,633	4,860,013	2,336,669	7,196,682	7,974,128	777,263
Data Processing Services	7,212,438	9,485,988	3,866,929	13,352,917	13,248,525	(104,392)
Community Service	112,729	113,593	78,820	192,413	221,803	29,133
Debt Service	24,286	714,555	698,167	1,412,722	1,280,094	(132,628)
Facilities Acq. & Construction	1,354,219	549,983	185,791	735,775	1,212,545	476,770
Payments to Fiscal Agent	0	769,994	1,207,445	1,977,438	1,940,455	(36,983)
Payments to JJAEP Programs	43,200	86,400	29,104	115,504	100,000	(15,504)
Other Intergovernmental Charges	1,264,684	1,268,536	614,694	1,883,230	2,023,000	139,770
TOTAL EXPENDITURES	\$317,619,017	\$386,073,787	\$185,252,119	\$571,325,906	\$567,475,619	(\$3,850,287)
SURPLUS / (DEFICIT)	\$16,698,846	(\$46,768,570)	(\$69,648,646)	(\$116,417,216)	(\$23,067,232)	(\$93,349,984)
OTHER FINANCING SOURCES / (USES)						
Other Financing Uses	0	(283,151)	0	(283,151)	0	283,151
TOTAL OTHER FINANCING SOURCES / (USES)	\$0	(\$283,151)	\$0	(\$283,151)	\$0	\$283,151
NET CHANGE IN FUND BALANCE	\$16,698,846	(\$47,051,721)	(\$69,648,646)	(\$116,700,367)	(\$23,067,232)	(\$93,066,833)
ENDING FUND BALANCE	\$186,651,773	\$114,217,174	\$0	(\$35,427,727)	\$116,499,781	(\$93,633,135)



General Fund | Object Financial Forecast

For the Period Ending February 28, 2026

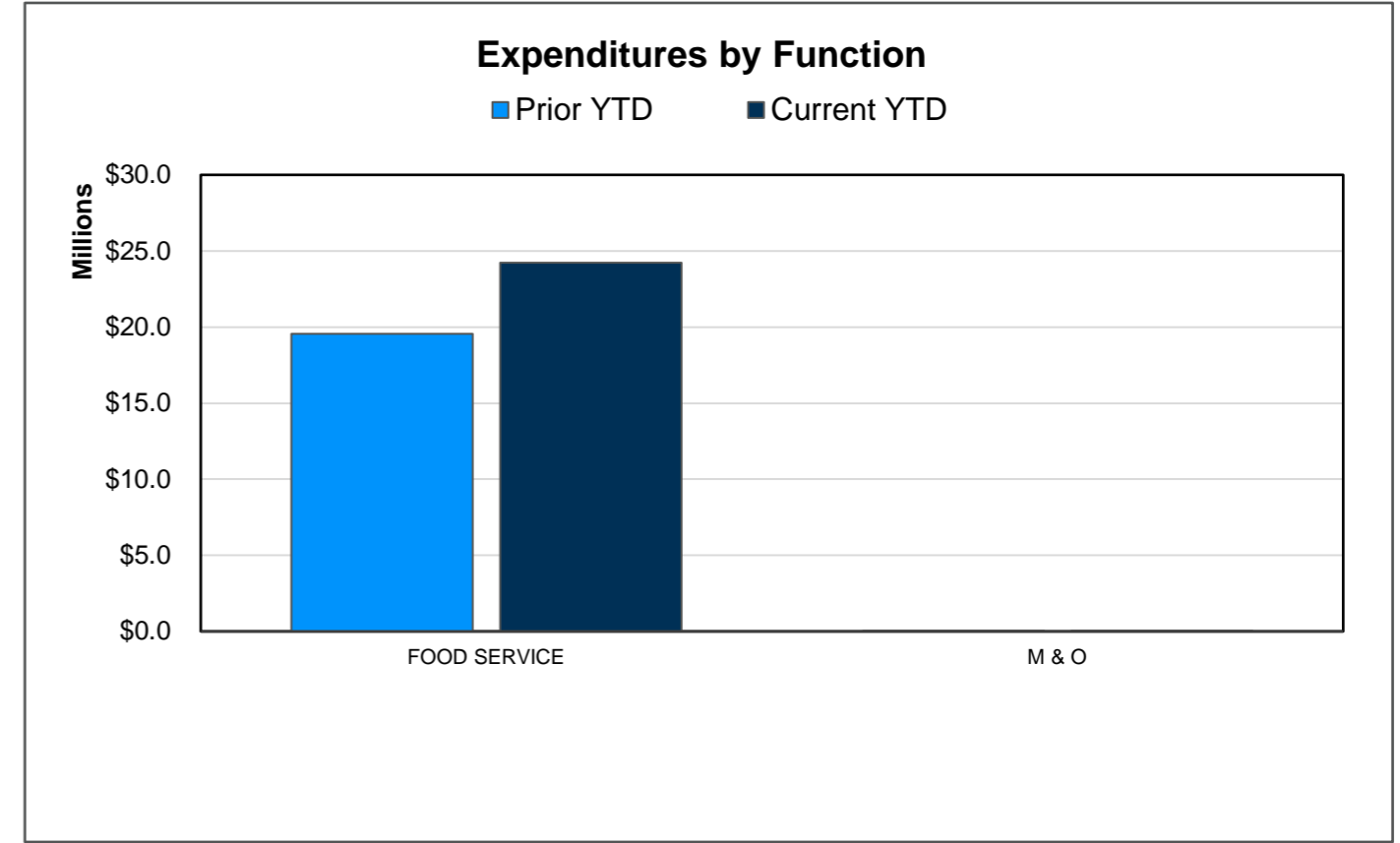
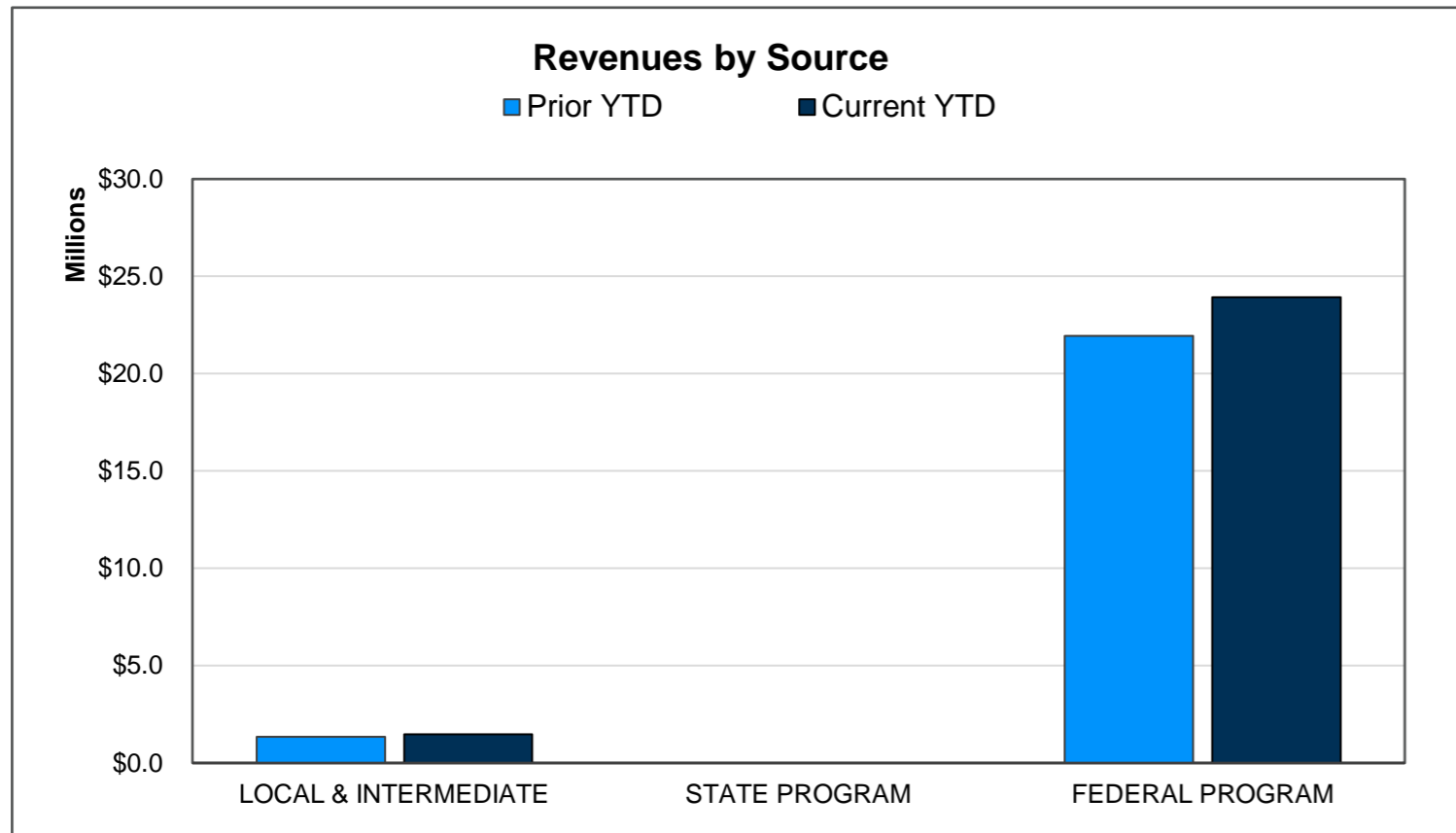
	Prior YTD	Current YTD	Add: Projections	Annual Forecast	Annual Budget	Variance Fav / (Unfav)
REVENUES						
Tax Revenue	\$162,488,436	\$144,525,595	\$5,993,422	\$150,519,017	\$145,237,845	\$5,281,172
Other Local Sources	6,846,232	4,848,196	2,751,790	7,599,987	12,629,664	(5,029,677)
State Program	162,521,335	187,313,269	104,157,960	291,471,229	378,234,878	(86,763,649)
Federal Program	2,461,860	2,618,157	2,700,301	5,318,457	8,306,000	(2,987,543)
TOTAL REVENUE	\$334,317,863	\$339,305,217	\$115,603,473	\$454,908,690	\$544,408,387	(\$89,499,697)
EXPENDITURES OBJECTS						
Payroll Costs	\$278,398,550	\$336,622,849	\$158,249,097	\$494,871,947	\$492,552,600	(\$2,313,360)
Professional and Contracted Services	15,041,625	18,864,939	12,900,775	31,765,713	31,937,891	150,244
Supplies and Materials	9,968,288	14,383,379	5,271,504	19,654,883	21,220,645	1,592,984
Other Operating Expenses	12,608,112	14,774,849	7,827,884	22,602,733	18,954,465	(3,670,465)
Debt Service	24,286	714,555	698,167	1,412,722	1,280,094	(132,628)
Capital Outlay	1,578,156	713,216	304,692	1,017,908	1,529,924	522,938
TOTAL EXPENDITURES	\$317,619,017	\$386,073,787	\$185,252,119	\$571,325,906	\$567,475,619	(\$3,850,287)
SURPLUS / (DEFICIT)	\$16,698,846	(\$46,768,570)	(\$69,648,646)	(\$116,417,216)	(\$23,067,232)	(\$93,349,984)
OTHER FINANCING SOURCES / (USES)						
Other Financing Uses	0	(283,151)	0	(283,151)	0	283,151
TOTAL OTHER FINANCING SOURCES / (USES)	\$0	(\$283,151)	\$0	(\$283,151)	\$0	\$283,151
NET CHANGE IN FUND BALANCE	\$16,698,846	(\$47,051,721)	(\$69,648,646)	(\$116,700,367)	(\$23,067,232)	(\$93,066,833)
ENDING FUND BALANCE	\$186,651,773	\$114,217,174	\$0	(\$35,427,727)	\$116,499,781	(\$93,633,135)



Food Service Fund | Financial Summary

For the Period Ending February 28, 2026

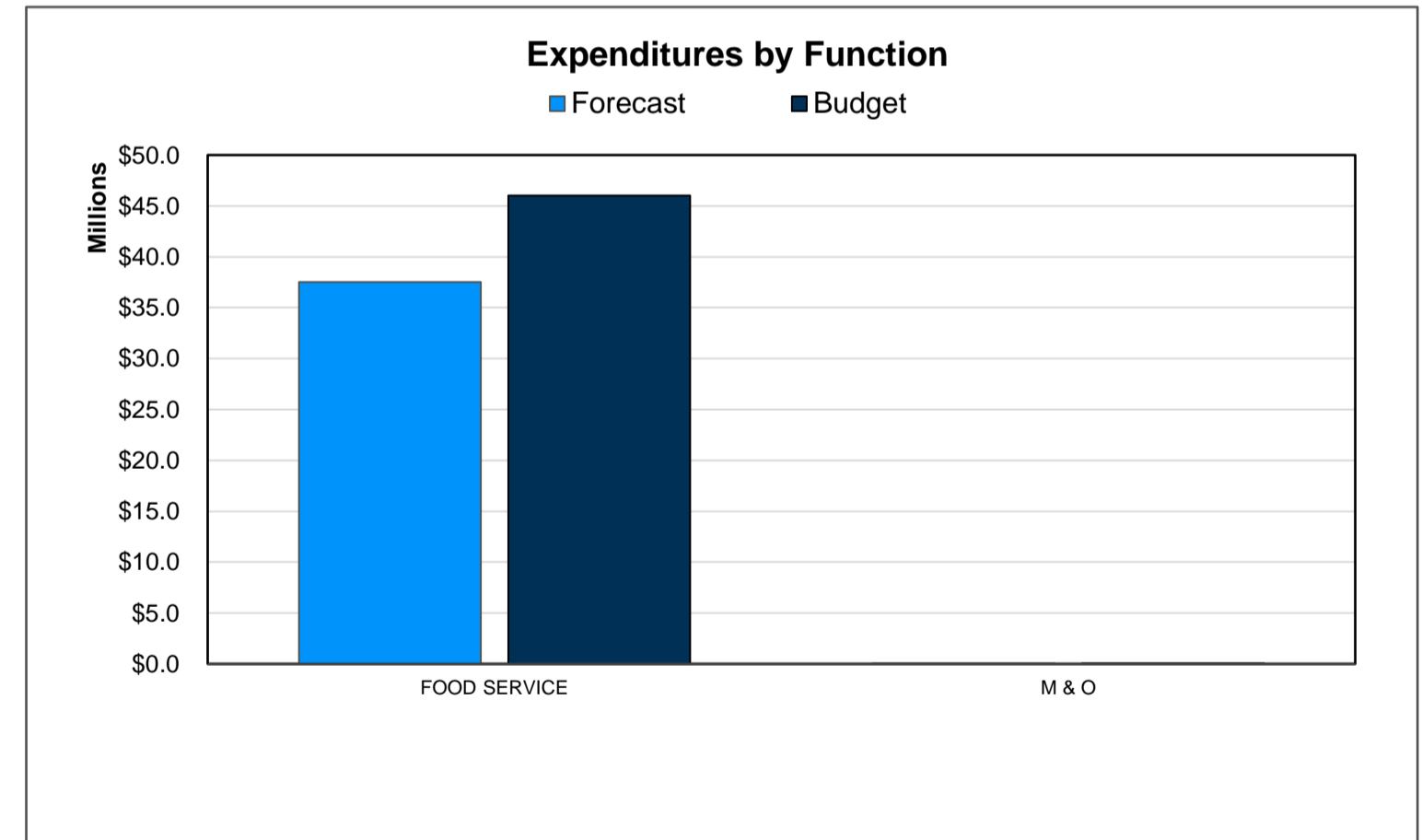
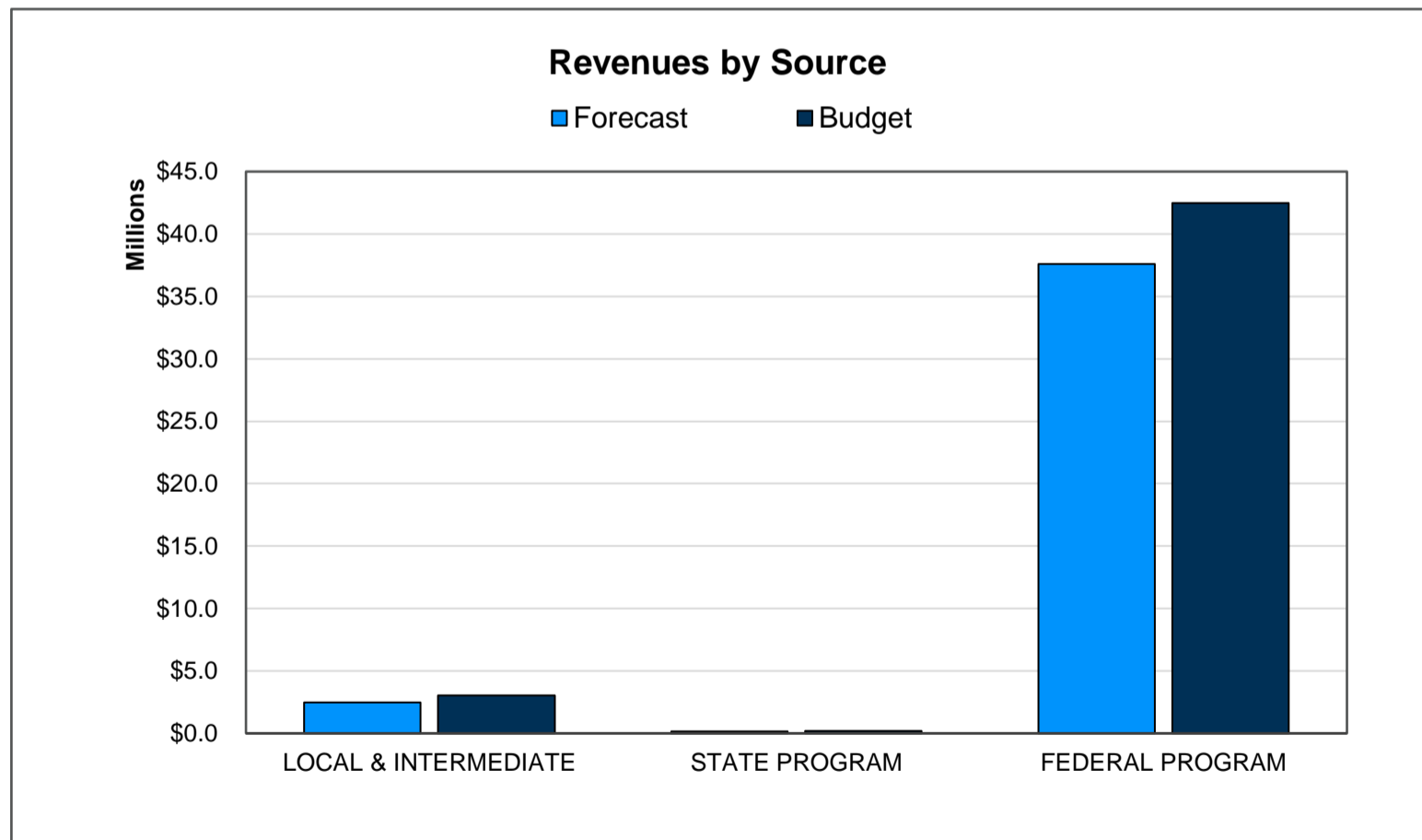
	Prior YTD	Prior Year Actual	YTD % of PY Actual	Current YTD	Annual Budget	YTD % of Budget
REVENUES						
Local & Intermediate	\$1,342,962	\$2,062,659	65.11%	\$1,479,878	\$3,055,000	48.44%
State Program	0	155,689	0.00%	0	200,000	0.00%
Federal Program	21,943,060	33,502,134	65.50%	23,940,612	42,469,923	56.37%
TOTAL REVENUE	\$23,286,022	\$35,720,482	65.19%	\$25,420,490	\$45,724,923	55.59%
EXPENDITURES						
Food Services	\$19,565,765	\$34,082,612	57.41%	\$24,219,286	\$46,018,146	52.63%
Plant Maintenance & Operations	4,104	6,840	60.00%	5,684	10,000	56.84%
TOTAL EXPENDITURES	\$19,569,869	\$34,089,452	57.41%	\$24,224,970	\$46,028,146	52.63%
SURPLUS / (DEFICIT)	\$3,716,153	\$1,631,030		\$1,195,520	(\$303,223)	
NET CHANGE IN FUND BALANCE	\$3,716,153	\$1,631,030		\$1,195,520	(\$303,223)	
ENDING FUND BALANCE	\$18,096,714	\$16,011,591		\$17,207,111	\$15,708,368	



Food Service Fund | Financial Forecast

For the Period Ending February 28, 2026

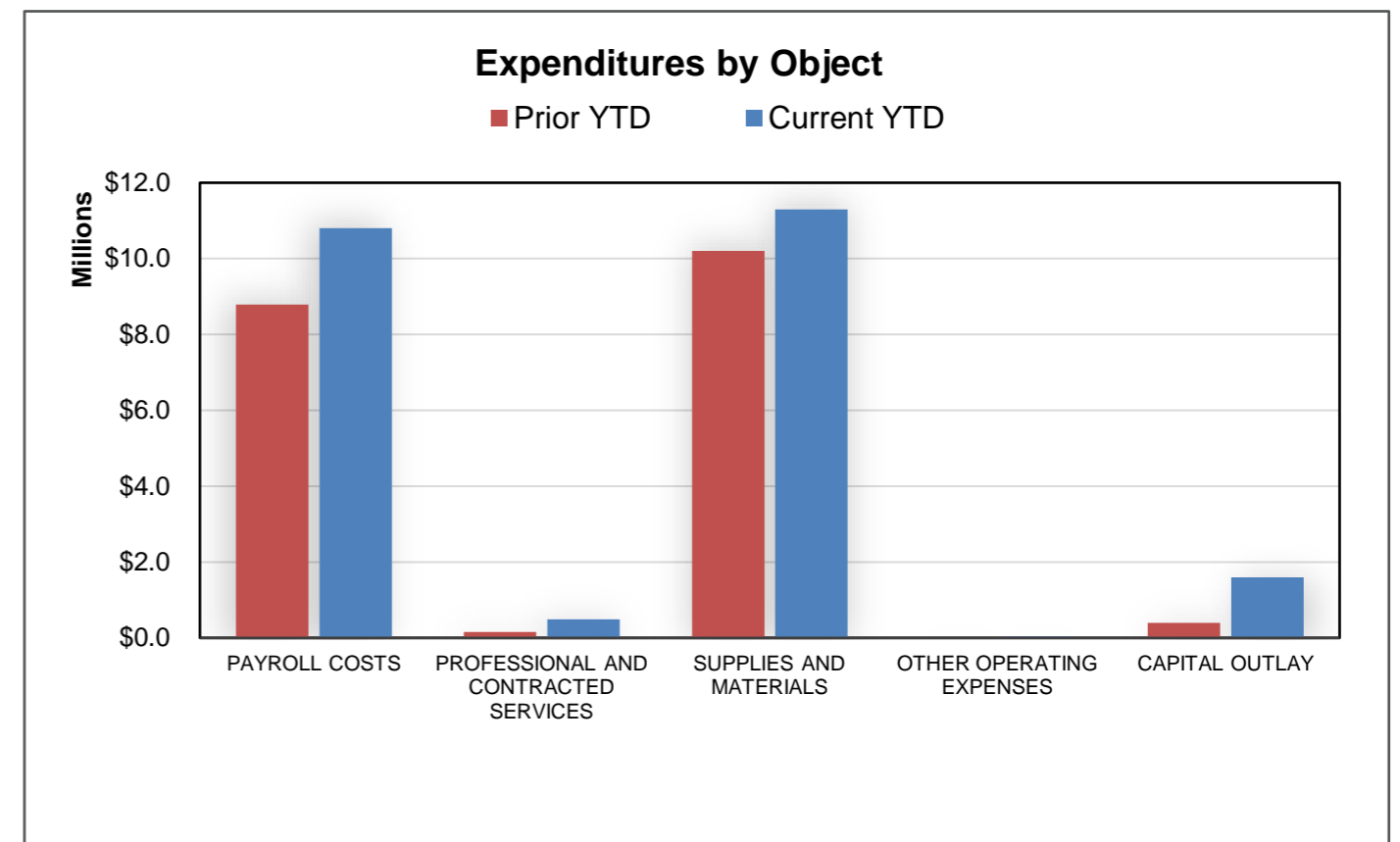
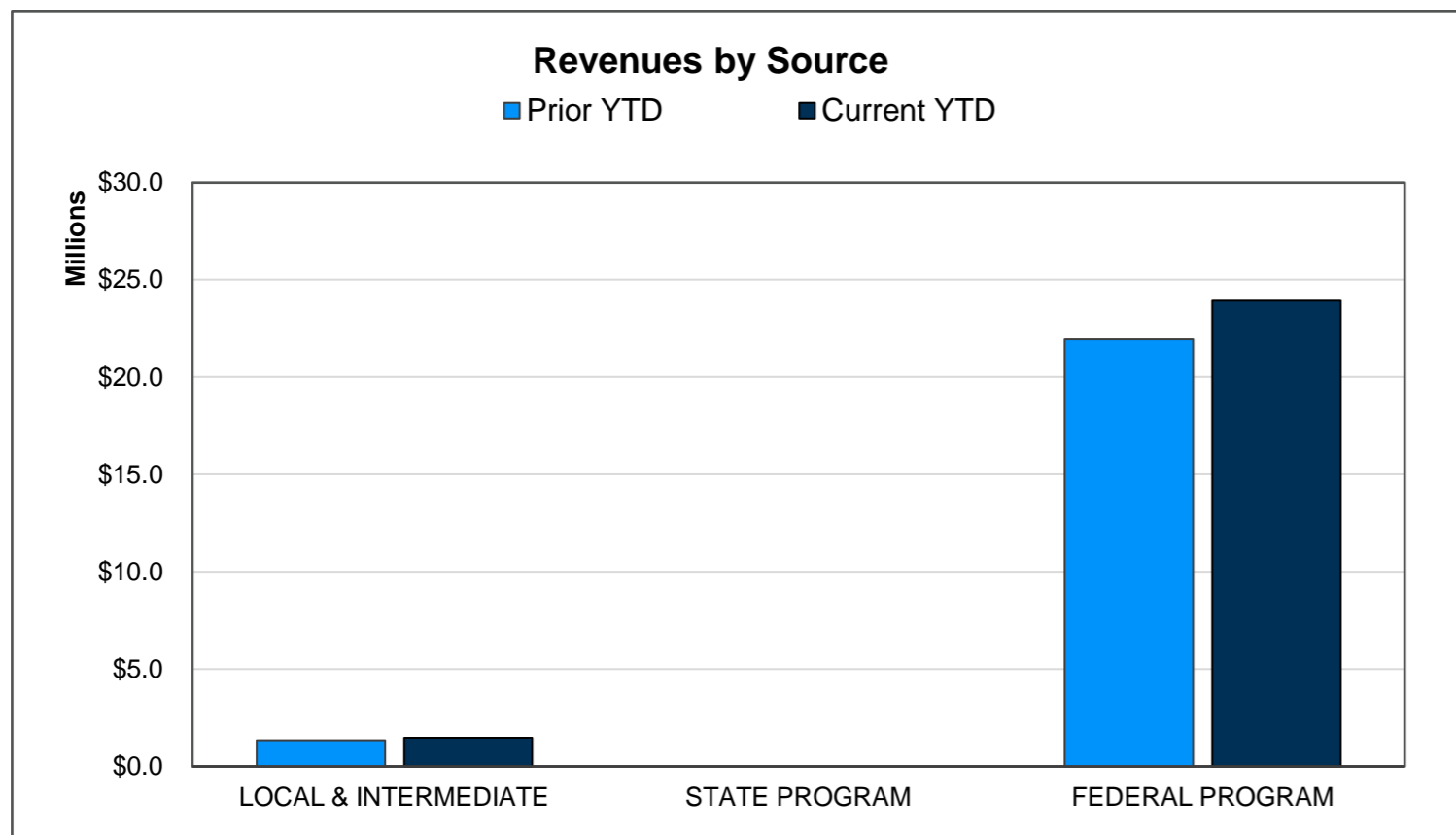
	Prior YTD	Current YTD	Add: Projections	Annual Forecast	Annual Budget	Variance Fav / (Unfav)
REVENUES						
Local & Intermediate	\$1,342,962	\$1,479,878	\$993,852	\$2,473,730	\$3,055,000	(\$581,270)
State Program	0	0	156,504	156,504	200,000	(43,496)
Federal Program	21,943,060	23,940,612	13,638,987	37,579,599	42,469,923	(4,890,324)
TOTAL REVENUE	\$23,286,022	\$25,420,489	\$14,789,344	\$40,209,833	\$45,724,923	(\$5,515,090)
EXPENDITURES						
Food Services	\$19,565,765	\$24,219,286	\$13,300,844	\$37,520,130	\$46,018,146	\$8,498,016
Plant Maintenance & Operations	4,104	5,684	3,011	8,695	10,000	1,305
TOTAL EXPENDITURES	\$19,569,869	\$24,224,969	\$13,303,855	\$37,528,825	\$46,028,146	\$8,499,321
SURPLUS / (DEFICIT)	\$3,716,153	\$1,195,520	\$1,485,488	\$2,681,009	(\$303,223)	\$2,984,231
NET CHANGE IN FUND BALANCE	\$3,716,153	\$1,195,520	\$1,485,488	\$2,681,009	(\$303,223)	\$2,984,231
ENDING FUND BALANCE	\$18,495,922	\$17,606,317		\$19,091,805	\$16,107,574	\$2,984,232



Food Service Fund | Financial Summary

For the Period Ending February 28, 2026

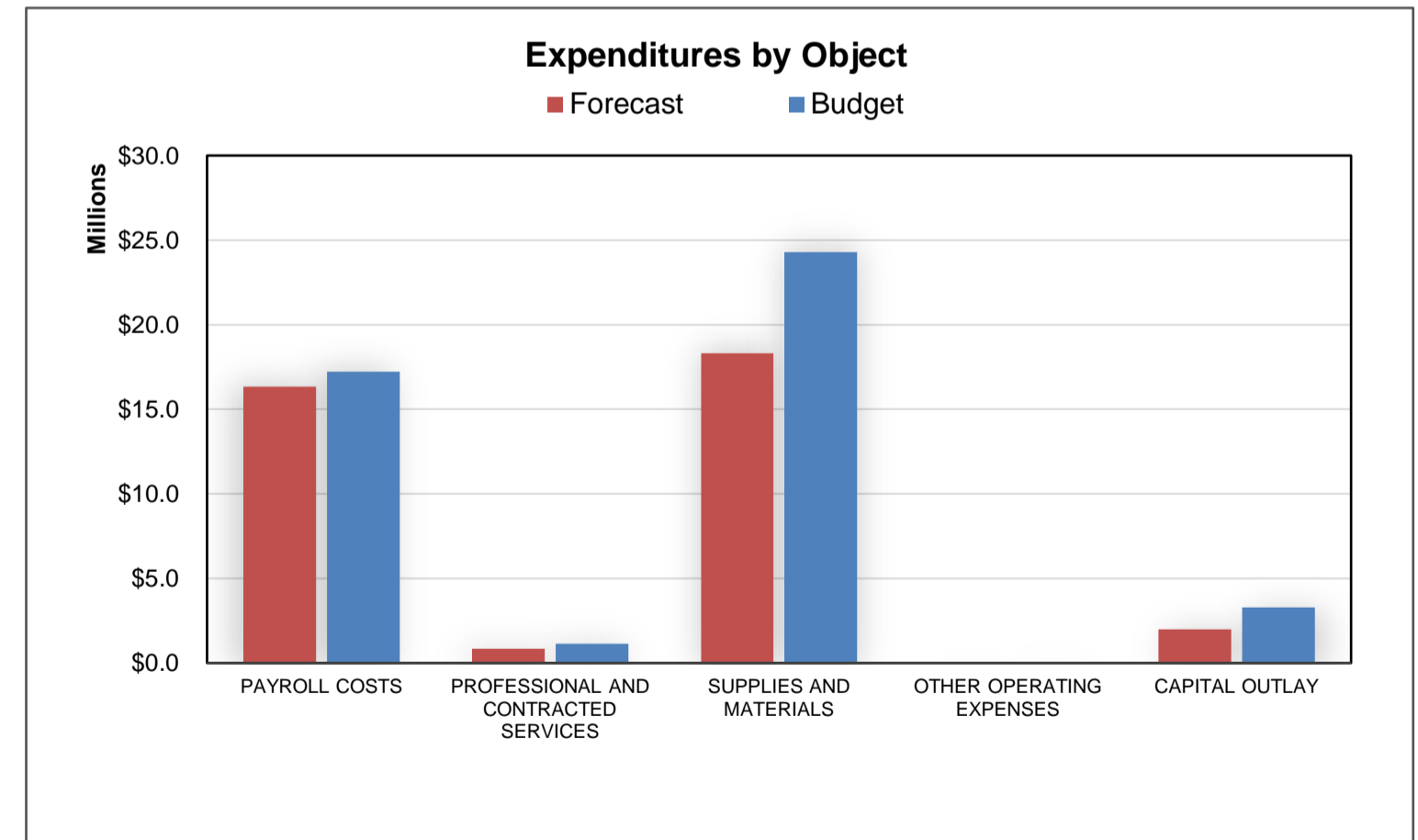
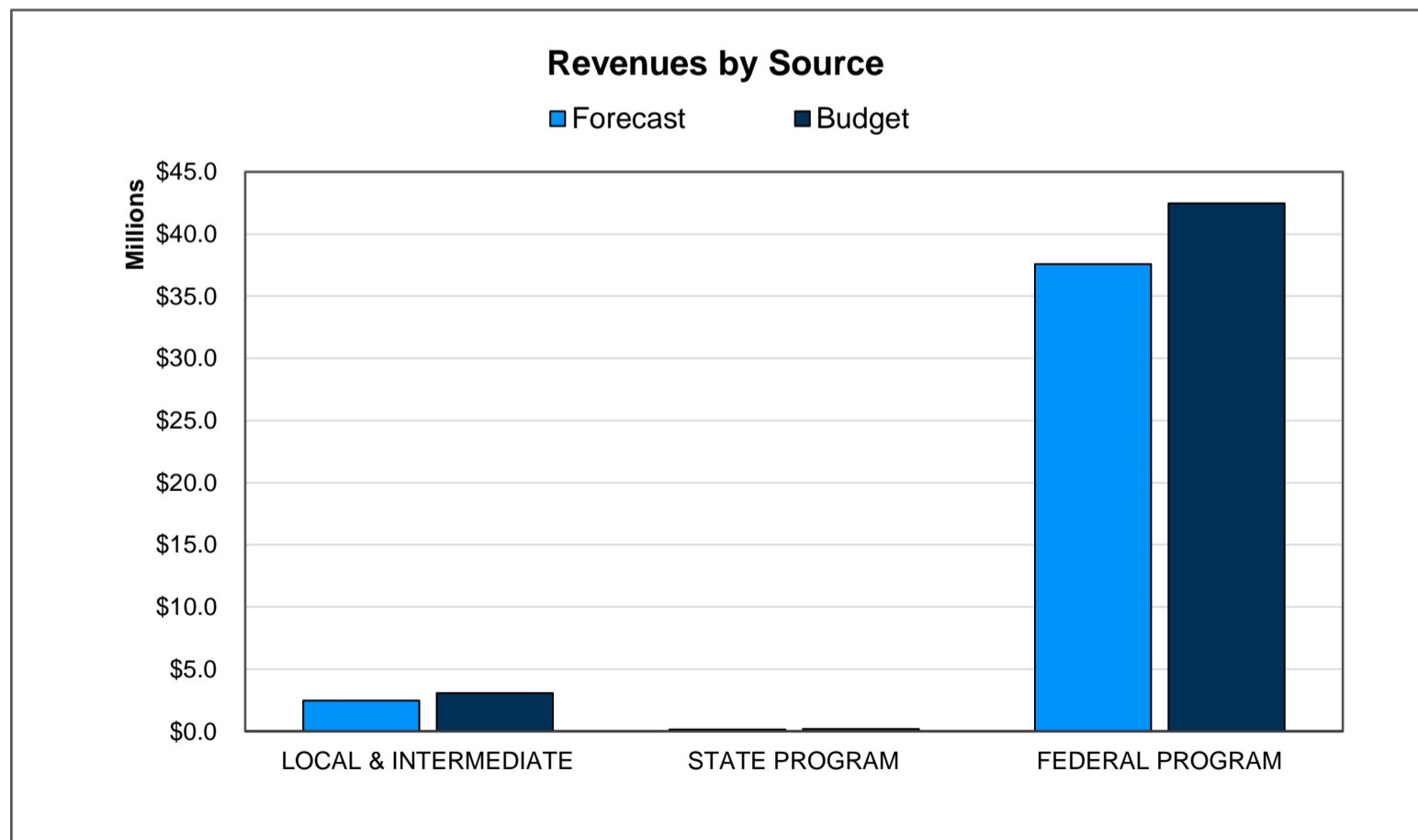
	Prior YTD	Prior Year Actual	YTD % of PY Actual	Current YTD	Annual Budget	YTD % of Budget
REVENUES						
Local & Intermediate	\$1,342,962	\$2,062,659	65.11%	\$1,479,878	\$3,055,000	48.44%
State Program	0	155,689	0.00%	0	200,000	0.00%
Federal Program	21,943,060	33,502,134	65.50%	23,940,612	42,469,923	56.37%
TOTAL REVENUE	\$23,286,022	\$35,720,482	65.19%	\$25,420,490	\$45,724,923	55.59%
EXPENDITURES						
Payroll Costs	\$8,790,097	\$14,029,696	62.65%	\$10,808,228	\$17,234,465	62.71%
Professional and Contracted Services	151,545	479,238	31.62%	492,414	1,121,758	43.90%
Supplies and Materials	10,208,497	18,576,395	54.95%	11,291,608	24,300,623	46.47%
Other Operating Expenses	19,709	35,929	54.86%	34,314	76,000	45.15%
Capital Outlay	400,021	968,194	41.32%	1,598,406	3,295,300	48.51%
TOTAL EXPENDITURES	\$19,569,869	\$34,089,452	57.41%	\$24,224,970	\$46,028,146	52.63%
SURPLUS / (DEFICIT)	\$3,716,153	\$1,631,030		\$1,195,520	(\$303,223)	
NET CHANGE IN FUND BALANCE	\$3,716,153	\$1,631,030		\$1,195,520	(\$303,223)	
ENDING FUND BALANCE	\$18,096,714	\$16,011,591		\$17,606,317	\$15,708,368	



Food Service Fund | Financial Forecast

For the Period Ending February 28, 2026

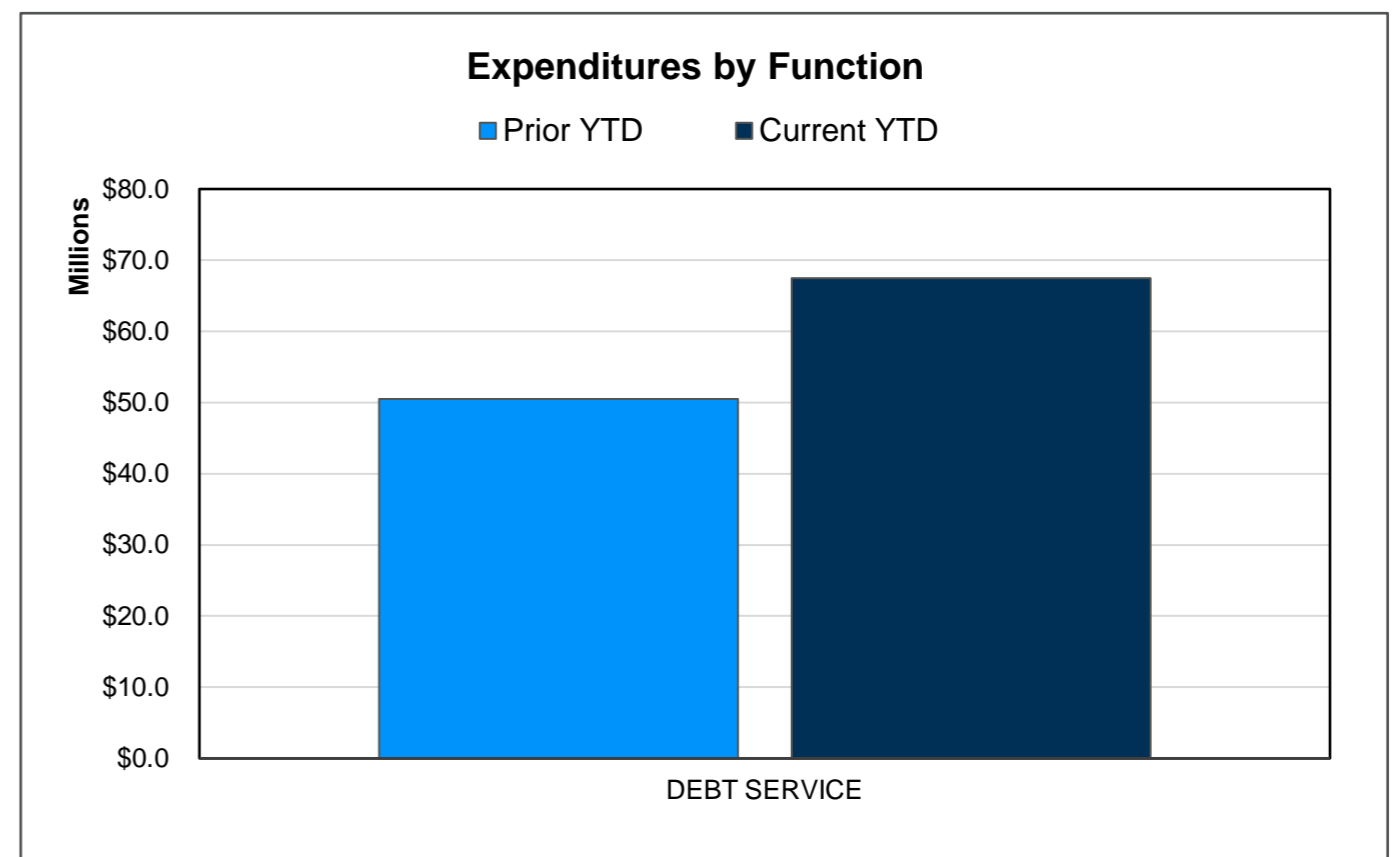
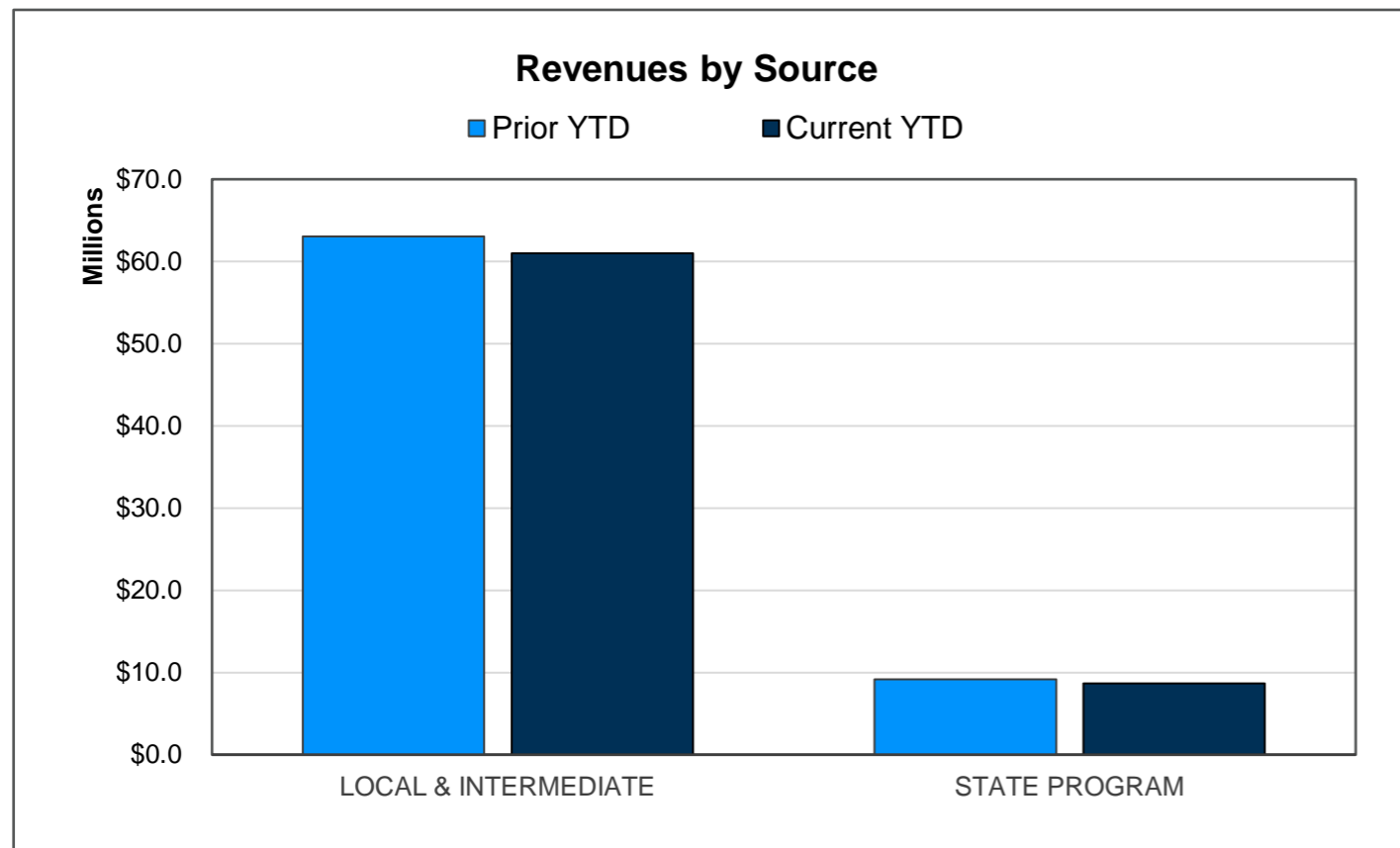
	Prior YTD	Current YTD	Add: Projections	Annual Forecast	Annual Budget	Variance Fav / (Unfav)
REVENUES						
Local & Intermediate	\$1,342,962	\$1,479,878	\$993,852	\$2,473,730	\$3,055,000	(\$581,270)
State Program	0	0	156,504	156,504	200,000	(43,496)
Federal Program	21,943,060	23,940,612	13,638,987	37,579,599	42,469,923	(4,890,324)
TOTAL REVENUE	\$23,286,022	\$25,420,489	\$14,789,344	\$40,209,833	\$45,724,923	(\$5,515,090)
EXPENDITURES						
Payroll Costs	\$8,790,097	\$10,808,228	\$5,537,466	\$16,345,695	\$17,234,465	\$888,770
Professional and Contracted Services	151,545	492,414	347,186	839,600	1,121,758	282,158
Supplies and Materials	10,208,497	11,291,608	7,012,933	18,304,541	24,300,623	5,996,082
Other Operating Expenses	19,709	34,314	15,123	49,437	76,000	26,563
Capital Outlay	400,021	1,598,406	391,147	1,989,553	3,295,300	1,305,747
TOTAL EXPENDITURES	\$19,569,869	\$24,224,969	\$13,303,855	\$37,528,825	\$46,028,146	\$8,499,321
SURPLUS / (DEFICIT)	\$3,716,153	\$1,195,520	\$1,485,488	\$2,681,009	(\$303,223)	\$2,984,231
NET CHANGE IN FUND BALANCE	\$3,716,153	\$1,195,520	\$1,485,488	\$2,681,009	(\$303,223)	\$2,984,231
ENDING FUND BALANCE	\$18,096,714	\$17,606,317		\$19,091,805	\$16,107,574	\$2,984,232



Debt Service Fund | Financial Summary

For the Period Ending February 28, 2026

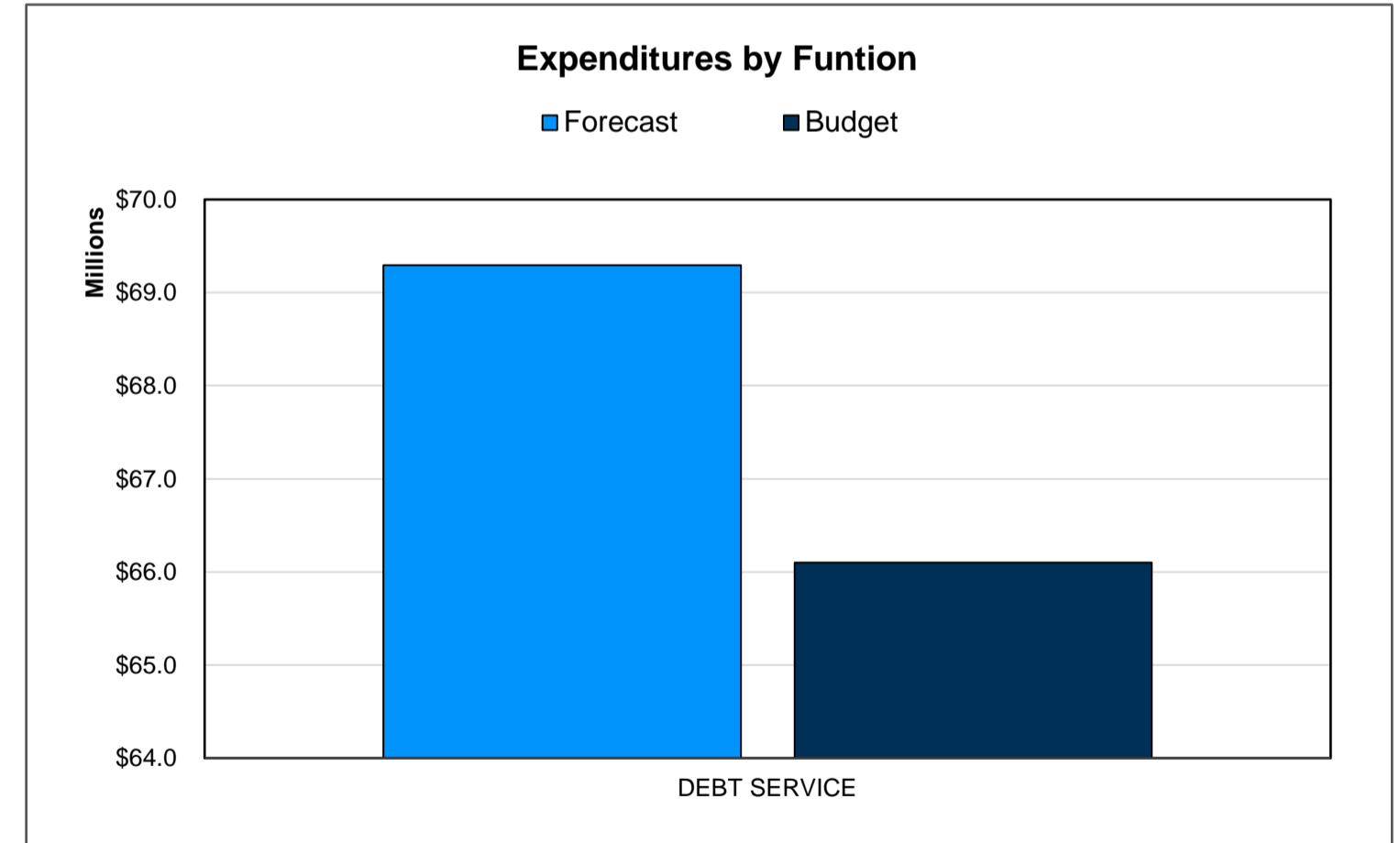
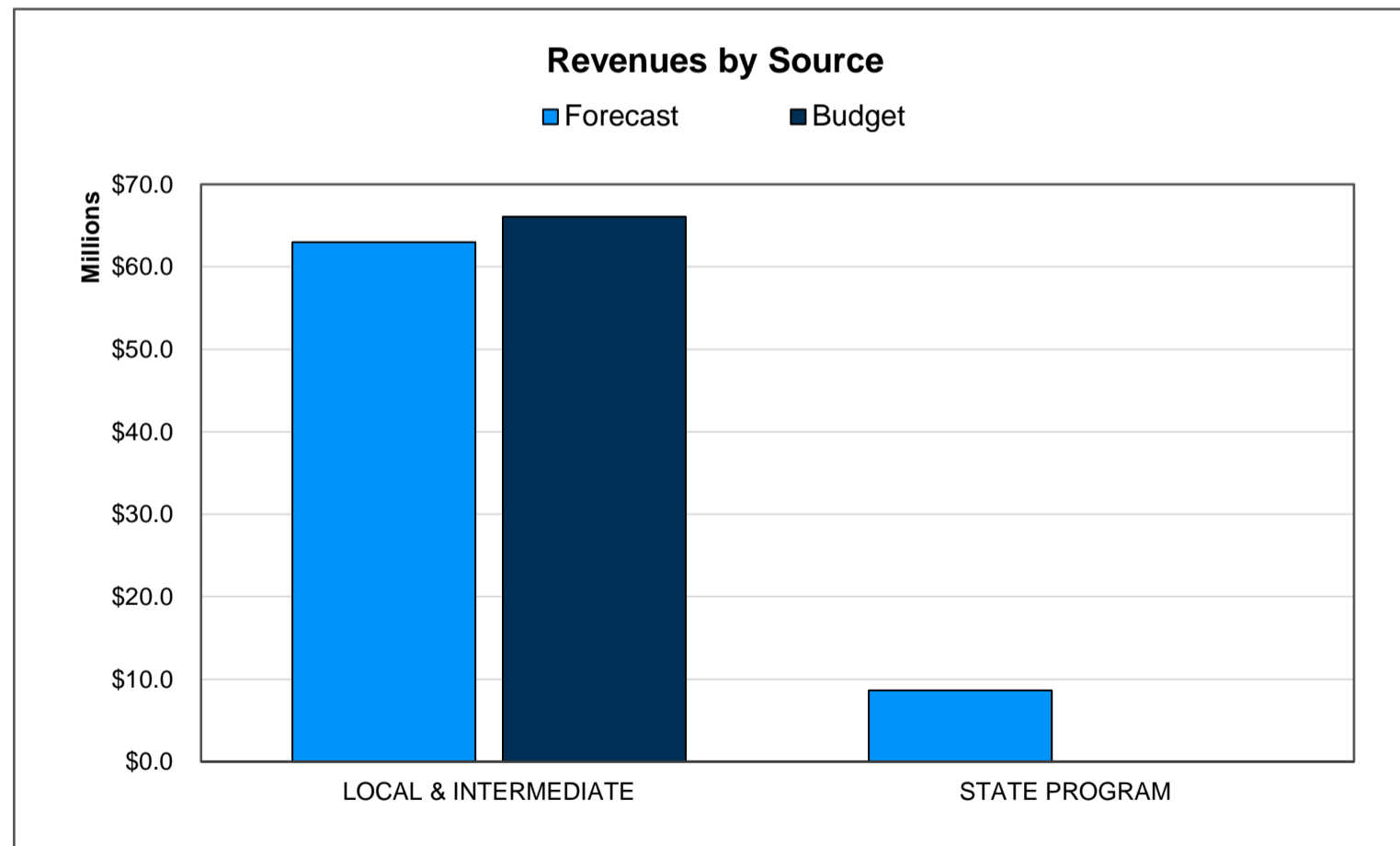
	Prior YTD	Prior Year Actual	YTD % of PY Actual	Current YTD	Annual Budget	YTD % of Budget
REVENUES						
Local & Intermediate	\$63,051,187	\$65,771,486	95.86%	\$60,967,108	\$66,100,000	92.23%
State Program	9,173,474	9,372,612	97.88%	8,666,682	0	
TOTAL REVENUE	\$72,224,661	\$75,144,098	96.11%	\$69,633,790	\$66,100,000	105.35%
EXPENDITURES						
Debt Service	\$50,522,128	\$50,525,004	99.99%	\$67,485,356	\$66,100,000	102.10%
TOTAL EXPENDITURES	\$50,522,128	\$50,525,004	99.99%	\$67,485,356	\$66,100,000	102.10%
SURPLUS / (DEFICIT)	\$21,702,533	\$24,619,094		\$2,148,434	\$0	
NET CHANGE IN FUND BALANCE	\$21,702,533	\$24,619,094		\$2,148,434	\$0	
ENDING FUND BALANCE	\$67,128,585	\$70,045,146		\$72,193,580	\$70,045,146	



Debt Service Fund | Financial Forecast

For the Period Ending February 28, 2026

	Prior YTD	Current YTD	Add: Projections	Annual Forecast	Annual Budget	Variance Fav / (Unfav)
REVENUES						
Local & Intermediate	\$64,923,228	\$60,967,108	\$2,048,079	\$63,015,187	\$66,100,000	(\$3,084,813)
State Program	10,257,764	8,666,682	0	8,666,682	0	8,666,682
TOTAL REVENUE	\$75,180,992	\$69,633,790	\$2,048,079	\$71,681,869	\$66,100,000	\$5,581,869
EXPENDITURES						
Debt Service	\$50,524,002	\$67,485,356	\$1,808,155	\$69,293,510	\$66,100,000	(\$3,193,510)
TOTAL EXPENDITURES	\$50,524,002	\$67,485,356	\$1,808,155	\$69,293,510	\$66,100,000	(\$3,193,510)
SURPLUS / (DEFICIT)	\$24,656,990	\$2,148,434	\$239,925	\$2,388,359	\$0	\$2,388,359
NET CHANGE IN FUND BALANCE	\$24,656,990	\$2,148,434	\$239,925	\$2,388,359	\$0	\$2,388,359
ENDING FUND BALANCE	\$61,638,097	\$66,703,093		\$66,943,017	\$64,554,659	\$2,388,359



Federal Funds | Financial Summary

For the Period Ending February 28, 2026

EXPENDITURES	Prior YTD	Prior Year Actual	YTD % of PY Actual	Current YTD	Annual Budget	YTD % of Budget
	206 ESEA, Title X, Part C	\$29,874	\$55,111	54.21%	\$41,450	\$216,906
211 ESEA, Title I, Part A	\$18,230,070	\$24,810,364	73.48%	\$15,168,530	\$49,863,839	30.42%
224 IDEA - Part B, Formula	\$6,609,730	\$8,500,016	77.76%	\$5,847,521	\$16,968,955	34.46%
225 IDEA - Part B, Preschool	\$72,808	\$114,019	63.86%	\$68,904	\$279,405	24.66%
244 CTE	\$630,100	\$895,899	70.33%	\$464,631	\$1,791,856	25.93%
255 ESEA, Title II, Part A	\$1,833,006	\$2,931,400	62.53%	\$1,692,345	\$5,552,788	30.48%
263 Title III, Part A	\$1,089,192	\$1,765,844	61.68%	\$1,180,078	\$3,857,745	30.59%
265 Title IV, Part B	\$1,164,673	\$1,822,454	63.91%	\$1,030,268	\$2,241,375	45.97%
278 ESSER - Homeless Children and Youth	\$0	\$0		\$0	\$1,350	0.00%
284 IDEA-B Formula-ARP	\$0	\$0		\$0	\$1,555,918	0.00%
288 Department of Justice COPS/STOP	\$1,181,417	\$1,522,506	77.60%	\$1,064,637	\$3,561,443	29.89%
289 Federally Funded Special Revenue Funds	\$1,951,622	\$2,788,156	70.00%	\$1,789,483	\$6,637,799	26.96%
TOTAL EXPENDITURES	\$32,815,786	\$45,435,440	72.23%	\$28,347,847	\$92,529,379	30.64%

State Funds | Financial Summary

For the Period Ending February 28, 2026

EXPENDITURES	YTD % of PY Actual			YTD % of Budget		
	Prior YTD	Prior Year Actual	YTD % of PY Actual	Current YTD	Annual Budget	YTD % of Budget
397 Advaced Placement Incentives	\$0	\$204	0.00%	\$6,296	\$7,796	80.76%
410 State Instructional Materials	\$2,026,653	\$8,640,165	23.46%	\$3,057,578	\$3,899,549	78.41%
427 Truancy Intervention	\$10,614	\$361,877	2.93%	\$358,459	\$473,481	75.71%
429 State-Funded Special Revenues Funds	\$1,594,681	\$1,996,631	79.87%	\$1,099,614	\$2,516,649	43.69%
TOTAL EXPENDITURES	\$3,638,580	\$11,000,378	33.08%	\$4,521,947	\$6,897,475	65.56%

Capital Projects | Financial Summary

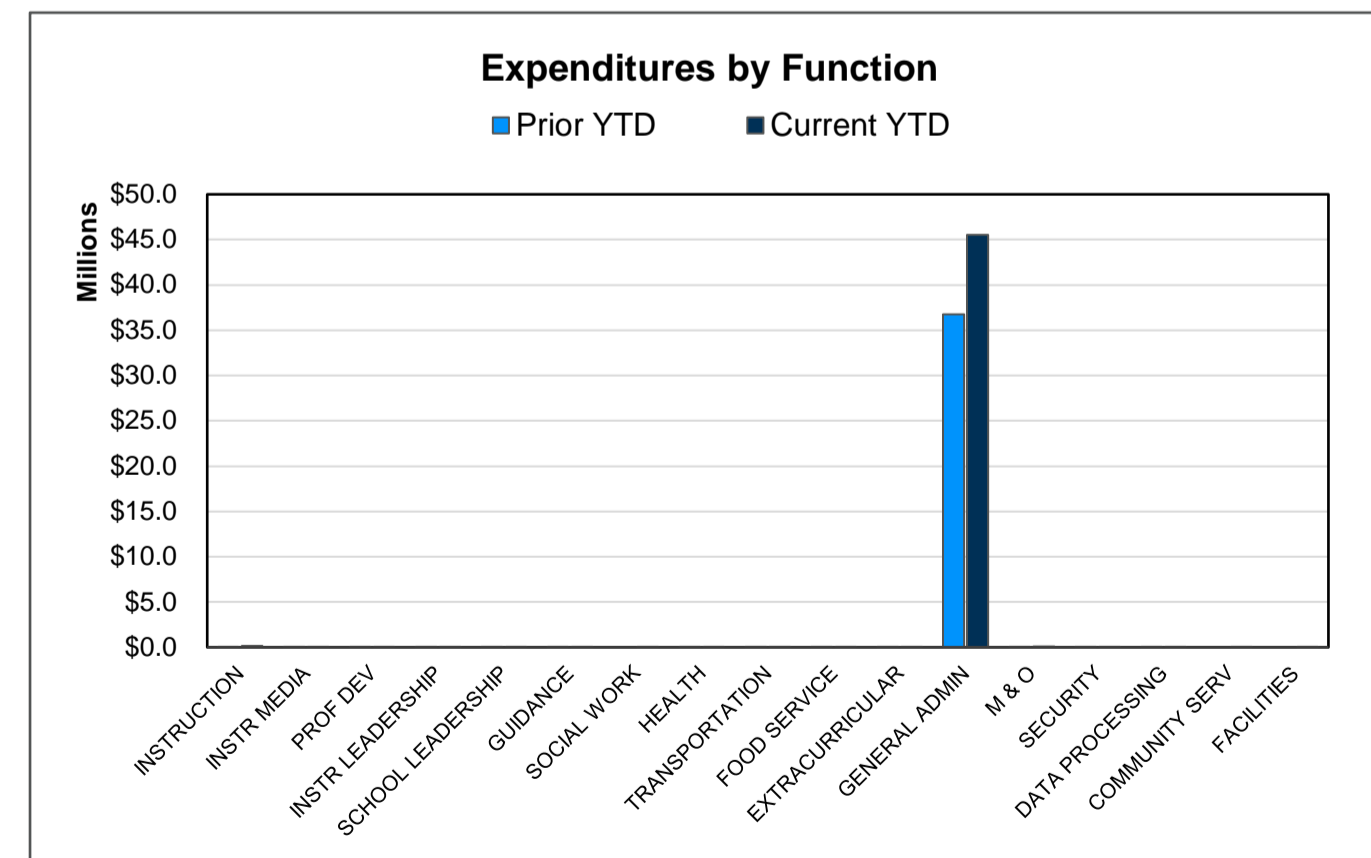
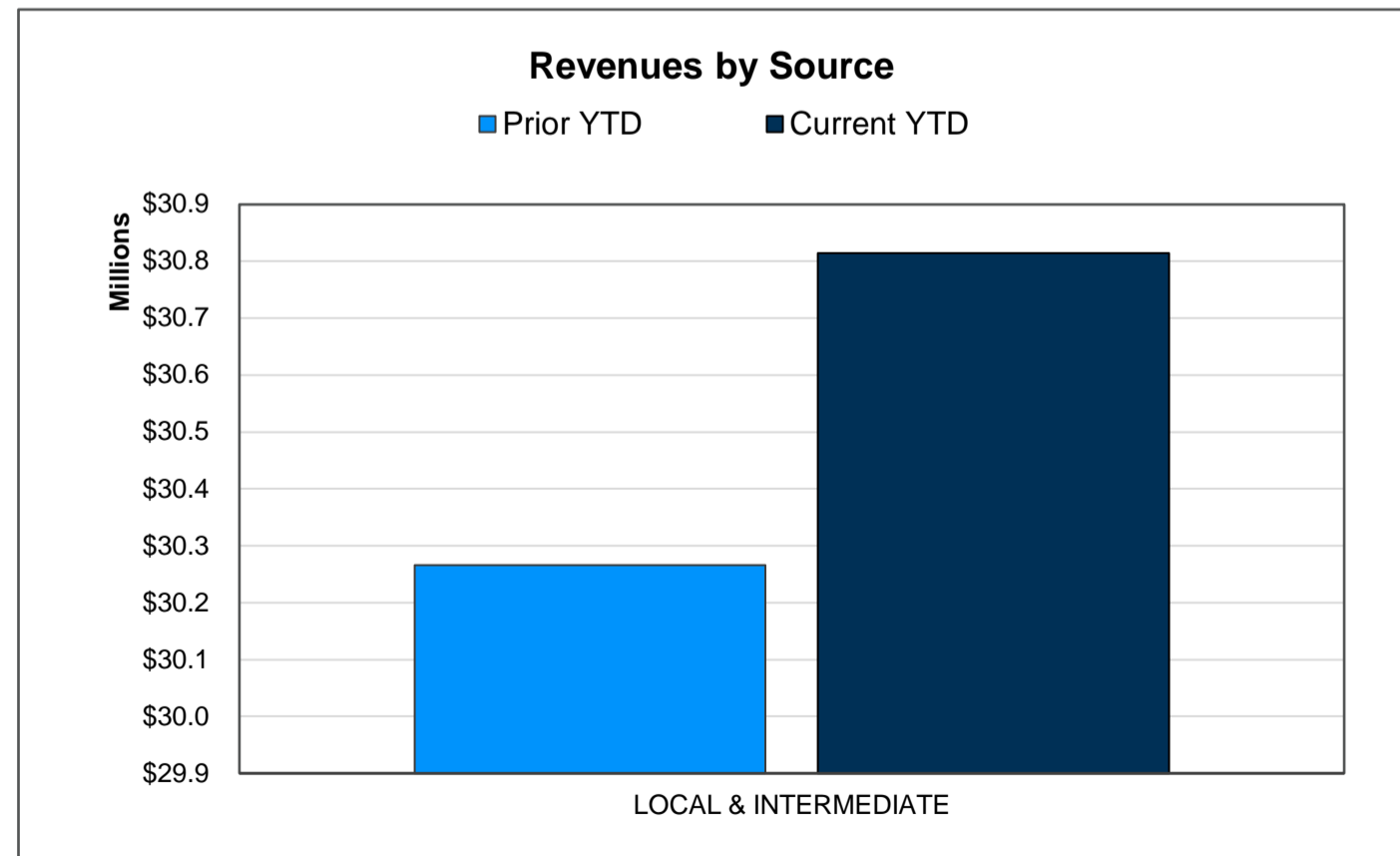
For the Period Ending February 28, 2026

	Historical Performance			Current Period Performance		
	Prior YTD	Prior Year Actual	YTD % of PY Actual	Current YTD	Annual Budget	YTD % of Budget
EXPENDITURES						
637 2011 Bond	\$185,421	\$185,421	100.00%	\$0	\$247,249	0.00%
639 2014 Bond	\$11	\$11	100.00%	\$0	\$12	0.00%
640 2014 Bond	\$232,115	\$232,115	100.00%	\$0	\$451,201	0.00%
641 2017 Bond	\$5,760,476	\$10,670,430	53.99%	\$1,038,568	\$72,160,094	1.44%
642 2022 Bond	\$47,722,062	\$76,562,173	62.33%	\$60,413,587	\$321,283,667	18.80%
690 Bond Year End Entries	(\$2,952,851)	(\$2,344,623)	125.94%	(\$6,035,131)	\$0	
693 Pay As You Go Bond	\$0	\$0		\$0	\$28,482	0.00%
695 Adm Building 2020	\$231,681	\$319,684	72.47%	\$92,968	\$36,485,899	0.25%
696 Softball Complex Replacement	\$1,404,132	\$1,408,020	99.72%	\$415,250	\$19,283,151	2.15%
TOTAL EXPENDITURES	\$52,583,047	\$87,033,230	60.42%	\$55,925,242	\$449,939,755	12.43%

Proprietary Fund | Financial Summary

For the Period Ending February 28, 2026

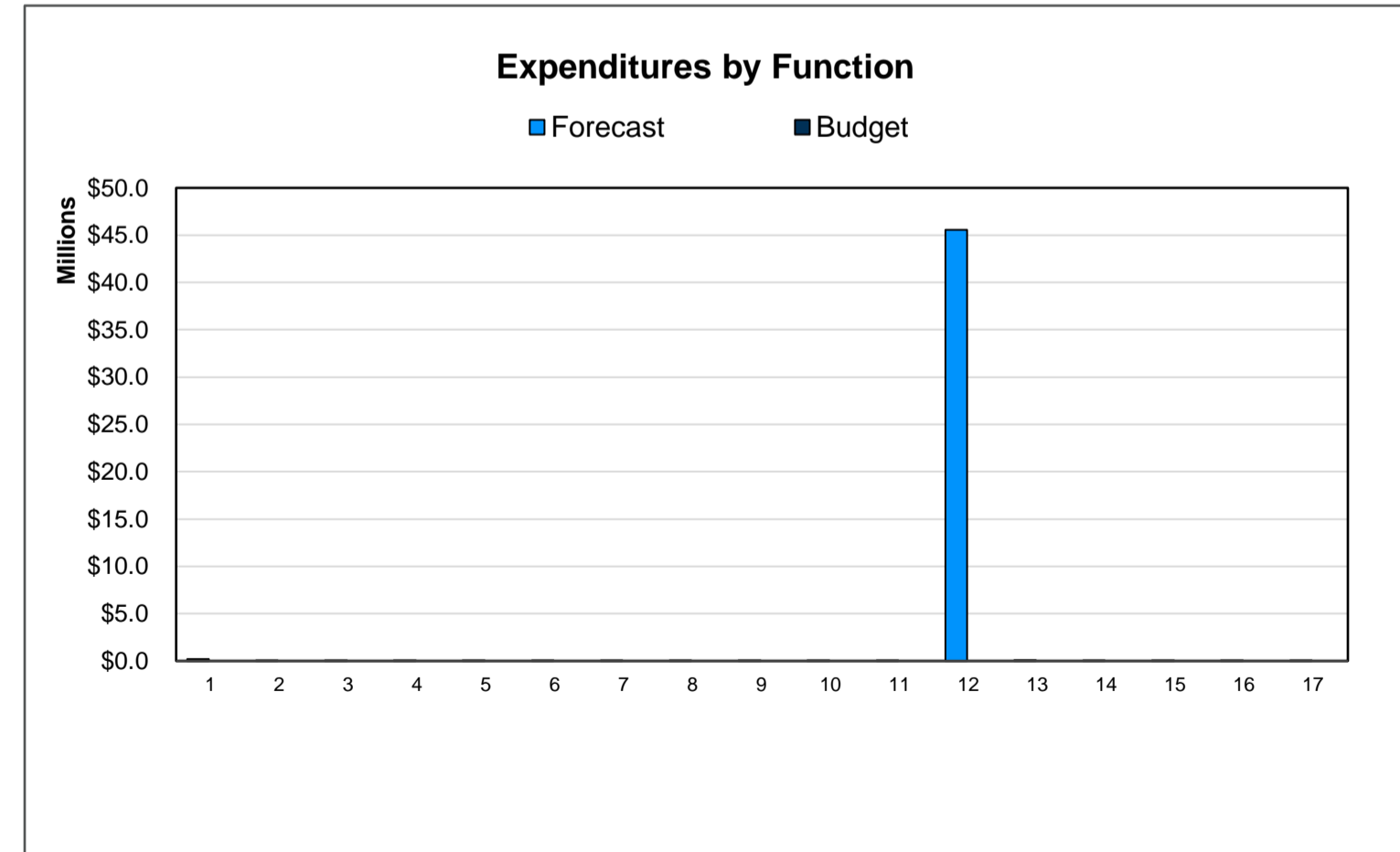
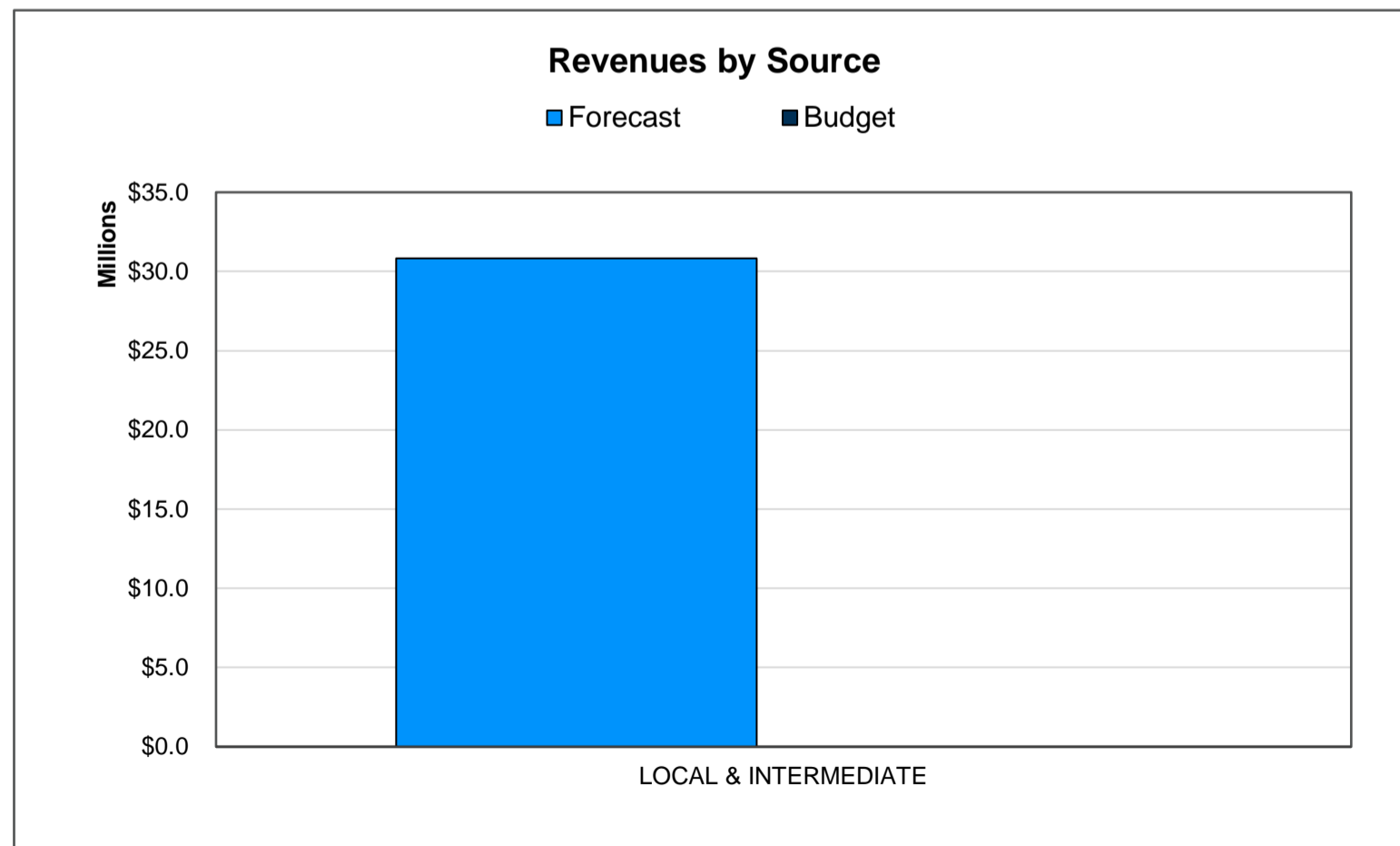
	Prior YTD	Prior Year Actual	YTD % of PY Actual	Current YTD	Annual Budget	YTD % of Budget
REVENUES						
Local & Intermediate	\$30,266,458	\$45,910,749	65.92%	\$30,814,861	\$0	
TOTAL REVENUE	\$30,266,458	\$45,910,749	65.92%	\$30,814,861	\$0	
EXPENDITURES						
Instruction	\$11,769	\$308,855	3.81%	\$167,280	\$0	
Instructional Media	61	3,989	1.53%	3,255	0	
Curriculum & Personnel Development	58	3,926	1.48%	2,833	0	
Instructional Leadership	64	6,107	1.05%	3,626	0	
School Leadership	331	23,118	1.43%	16,863	0	
Guidance & Counseling	297	16,532	1.80%	14,409	0	
Social Work Services	5	233	2.15%	283	0	
Health Services	57	3,127	1.82%	2,897	0	
Pupil Transportation	716	55,937	1.28%	27,044	0	
Food Services	911	82,283	1.11%	47,633	0	
Extracurricular Activities	45	2,475	1.82%	2,988	0	
General Administration	36,755,274	52,785,833	69.63%	45,546,727	0	
Plant Maintenance & Operations	1,741	167,359	1.04%	87,731	0	
Security & Monitoring Services	329	29,536	1.11%	12,534	0	
Data Processing Services	29	41,757	0.07%	2,115	0	
Community Service	1	79	1.27%	648	0	
Facilities Acq. & Construction	7	626	1.12%	375	0	
TOTAL EXPENDITURES	\$36,771,695	\$53,531,772	68.69%	\$45,939,241	\$0	
SURPLUS / (DEFICIT)	(\$6,505,237)	(\$7,621,023)		(\$15,124,380)	\$0	
NET CHANGE IN FUND BALANCE	(\$6,505,237)	(\$1,400,357)		(\$15,124,380)	\$0	
ENDING FUND BALANCE	(\$16,420,583)	(\$12,219,752)		(\$27,344,132)	(\$12,219,752)	



Proprietary Fund | Financial Forecast

For the Period Ending February 28, 2026

	Prior YTD	Current YTD	Add: Projections	Annual Forecast	Annual Budget	Variance Fav / (Unfav)
REVENUES						
Local & Intermediate	\$30,266,458	\$30,814,861	\$0	\$30,814,861	\$0	\$30,814,861
TOTAL REVENUE	\$30,266,458	\$30,814,861	\$0	\$30,814,861	\$0	\$30,814,861
EXPENDITURES						
Instruction	\$11,769	\$167,280	\$0	\$167,280	\$0	(\$167,280)
Instructional Media	61	3,255	0	3,255	0	(3,255)
Curriculum & Personnel Development	58	2,833	0	2,833	0	(2,833)
Instructional Leadership	64	3,626	0	3,626	0	(3,626)
School Leadership	331	16,863	0	16,863	0	(16,863)
Guidance & Counseling	297	14,409	0	14,409	0	(14,409)
Social Work Services	5	283	0	283	0	(283)
Health Services	57	2,897	0	2,897	0	(2,897)
Pupil Transportation	716	27,044	0	27,044	0	(27,044)
Food Services	911	47,633	0	47,633	0	(47,633)
Extracurricular Activities	45	2,988	0	2,988	0	(2,988)
General Administration	36,755,274	45,546,727	0	45,546,727	0	(45,546,727)
Plant Maintenance & Operations	1,741	87,731	0	87,731	0	(87,731)
Security & Monitoring Services	329	12,534	0	12,534	0	(12,534)
Data Processing Services	29	2,115	0	2,115	0	(2,115)
Community Service	1	648	0	648	0	(648)
Facilities Acq. & Construction	7	375	0	375	0	(375)
TOTAL EXPENDITURES	\$36,771,696	\$45,939,241	\$0	\$45,939,241	\$0	(\$45,939,241)
SURPLUS / (DEFICIT)	(\$6,505,238)	(\$15,124,380)	\$0	(\$15,124,380)	\$0	(\$15,124,380)
NET CHANGE IN FUND BALANCE	(\$6,505,238)	(\$15,124,380)	\$0	(\$15,124,380)	\$0	(\$15,124,380)
ENDING FUND BALANCE	(\$16,420,583)	(\$27,344,132)		(\$27,344,132)	(\$12,219,752)	(\$15,124,380)



Group Benefit Plan

2026 Health Insurance Fund

	July Actual	August Actual	September Actual	October Actual	November Actual	December Actual	January Actual	February Actual	Year to Date Actual
Revenue									
Transfer In									
Investment Income	3,887.20	3,226.98	3,176.14	2,566.67	2,230.62	2,398.72	3,201.82	2,643.32	\$23,331.47
Premiums / Contributions	3,929,358.00	3,892,668.00	3,809,789.03	3,780,530.00	3,802,375.00	3,800,817.00	3,905,758.00	3,870,132.00	\$30,791,427.03
Stop Loss Recoveries/Other	0.00	0.00	0.00	0.00	0.00	0.00	0.00	0.00	\$0.00
Total Revenue	\$3,933,245	\$3,895,895	\$3,812,965	\$3,783,097	\$3,804,606	\$3,803,216	\$3,908,960	\$3,872,775	\$30,814,758.50
Expenditures									
Administration Fees	168,604.62	166,375.04	162,462.49	161,418.80	161,225.74	70,612.95	42,976.57	121,636.10	\$1,055,312.31
PR/Consult./Audit/Supplies	0.00	0.00	0.00	0.00	0.00	0.00	0.00	0.00	\$0.00
Wellness Clinic/Misc.	(16,667.00)	79,081.34	33,334.00	0.00	152,699.06	94,999.16	74,729.01	(19,947.71)	\$398,227.86
Health Claims Expenditures	0.00	0.00	0.00	0.00	32,125.26	0.00	0.00	0.00	\$32,125.26
United Health Care	0.00	0.00	0.00	0.00	0.00	0.00	0.00	0.00	\$0.00
Aetna	3,932,414.89	3,688,831.61	3,577,827.42	4,063,079.43	3,762,729.58	4,040,050.00	2,925,440.60	4,089,012.63	\$30,079,386.16
CVS	2,170,156.67	1,953,501.93	1,775,094.79	1,963,184.47	1,569,189.80	1,987,072.06	1,531,785.91	1,605,683.38	\$14,555,669.01
Pharmacy Rebates	0.00	0.00	0.00	0.00	0.00	(2,673,719.76)	0.00	0.00	(\$2,673,719.76)
Optional Plan 3	0.00	0.00	0.00	0.00	0.00	0.00	0.00	0.00	\$0.00
Stop Loss Ins. Premiums	243,864.50	240,629.07	234,979.14	233,482.15	233,192.41	0.00	0.00	277,324.40	\$1,463,471.67
Total Expenditures	\$6,498,374	\$6,128,419	\$5,783,698	\$6,421,165	\$5,911,162	\$3,519,014	\$4,574,932	\$6,073,709	\$44,910,472.51
Cash Flow Summary									
Revenues (Cash In)	3,933,245.20	3,895,894.98	3,812,965.17	3,783,096.67	3,804,605.62	3,803,215.72	3,908,959.82	3,872,775.32	\$30,814,758.50
Expenditures (Cash Out)	6,498,373.68	6,128,418.99	5,783,697.84	6,421,164.85	5,911,161.85	3,519,014.41	4,574,932.09	6,073,708.80	\$44,910,472.51
Adjustments									
Excess (Deficiency)	(2,565,128.48)	(2,232,524.01)	(1,970,732.67)	(2,638,068.18)	(2,106,556.23)	284,201.31	(665,972.27)	(2,200,933.48)	(\$14,095,714.01)
Beginning Fund Equity	0.00	0.00	0.00	0.00	0.00	0.00	0.00	0.00	
Ending Fund Equity	(2,565,128.48)	(4,797,652.49)	(6,768,385.16)	(9,406,453.34)	(11,513,009.57)	(11,228,808.26)	(11,894,780.53)	(14,095,714.01)	



**PISD Medical Plan Contributions and Employee Participation
February 2026**

	# of Participants	Employee Contribution		District Contribution		Combined Contributions
		Current Per Unit	Employee Total	Per Unit	District Total	
Waive Coverage						
Employee	3,068		\$0	\$322	\$987,896	\$987,896
+ Spouse			\$0		\$0	\$0
+ Child(ren)			\$0		\$0	\$0
+ Family			\$0		\$0	\$0
Sub-Total	3,068		\$0		\$987,896	\$987,896
Medical-Plan I						
Employee	76	\$533	\$40,508	\$322	\$24,472	\$64,980
+ Spouse	5	\$1,207	\$6,035	\$322	\$1,610	\$7,645
+ Child(ren)	20	\$965	\$19,300	\$322	\$6,440	\$25,740
+ Family	6	\$1,753	\$10,518	\$322	\$1,932	\$12,450
Sub-Total	107		\$76,361		\$34,454	\$110,815
Medical-Plan IV						
Employee	705	\$214	\$150,870	\$322	\$227,010	\$377,880
+ Spouse	103	\$528	\$54,384	\$322	\$33,166	\$87,550
+ Child(ren)	333	\$453	\$150,849	\$322	\$107,226	\$258,075
+ Family	157	\$813	\$127,641	\$322	\$50,554	\$178,195
Sub-Total	1,298		\$483,744		\$417,956	\$901,700
Medical-Plan V						
Employee	358	\$154	\$55,132	\$322	\$115,276	\$170,408
+ Spouse	35	\$422	\$14,770	\$322	\$11,270	\$26,040
+ Child(ren)	128	\$353	\$45,184	\$322	\$41,216	\$86,400
+ Family	58	\$664	\$38,512	\$322	\$18,676	\$57,188
Sub-Total	579		\$153,598		\$186,438	\$340,036
Medical-Kelsey Plan 3						
Employee	1,777	\$110	\$195,470	\$322	\$572,194	\$767,664
+ Spouse	168	\$396	\$66,528	\$322	\$54,096	\$120,624
+ Child(ren)	600	\$330	\$198,000	\$322	\$193,200	\$391,200
+ Family	250	\$628	\$157,000	\$322	\$80,500	\$237,500
Sub-Total	2,795		\$616,998		\$899,990	\$1,516,988
Monthly Total						
	7,847		\$1,330,701		\$2,526,734	\$3,857,435
Sep-25	8,017		\$1,214,010		\$2,581,474	\$3,795,484
Oct-25	7,982		\$1,207,350		\$2,570,204	\$3,777,554
Nov-25	8,037		\$1,204,975		\$2,587,914	\$3,792,889
Dec-25	8,048		\$1,207,250		\$2,591,456	\$3,798,706
Jan-26	7,908		\$1,340,113		\$2,546,376	\$3,886,489
Feb-26	7,847		\$1,330,701		\$2,526,734	\$3,857,435
Mar-26						\$0
Apr-26						\$0
May-26						\$0
Jun-26						\$0
Jul-26						\$0
Aug-26						\$0
FY Running Total			\$7,504,399		\$15,404,158	\$22,908,557
Percentages			32.76%		67.24%	

**2025-2025 SCHOOL YEAR TAX COLLECTIONS
FOR THE MONTH OF FEBRUARY 2026**

	Thru Prior Month	This Month	Year -To-Date
Original Current Roll (07-01-2025)			197,575,737.62
Roll Adjustments	20,593,023.68	-582,275.43	20,010,748.25
Total Adjusted Current Roll			217,586,485.87
Current Taxes Collected	158,973,412.33	43,541,900.19	202,515,312.52
Uncollected Balance - Current			15,071,173.35
Original Delinquent Roll (07-01-2025)			18,141,128.86
Roll Adjustments	-3,091,383.23	-3,540,659.48	-6,632,042.71
Total Adjusted Delinquent Roll			11,509,086.15
Delinquent Taxes Collected	1,174,856.43	-2,422,736.77	-1,247,880.34
Uncollected Balance - Delinquent			12,756,966.49
Penalty & Interest Collected	1,564,881.36	522,034.76	2,086,916.12
Miscellaneous Income	224,944.50	4,571.99	229,516.49
Tax Certificates	600.00	100.00	700.00
Court Costs	205.00	57.21	262.21
Total Amount Collected - Fees			2,317,394.82
Attorney Fees Collected	1,216,684.74	166,565.82	1,383,250.56

Summary of Delinquent Tax Collections

All Delinquent Years Prior to 2024

Month	Adjusted Collectible Amount for All Other Delinquent Years	Amount Collected	% Collected
Jul-2025	\$8,712,544	\$148,262	1.70%
Aug-2025		\$185,174	2.13%
Sep-2025		\$277,904	3.19%
Oct-2025		\$182,423	2.09%
Nov-2025		\$151,020	1.73%
Dec-2025		\$102,778	1.18%
Jan-2026		\$129,310	1.48%
Feb-2026		\$261,660	3.00%
Mar-2026			0.00%
Apr-2026			0.00%
May-2026			0.00%
Jun-2026			0.00%
Total		\$1,438,531	16.51%

Prior Yrs have been adjusted for Bankruptcy & Deferral Balance \$ 1,525,588
Harris County Appraisal District Accounts that are tied up in Litigation \$ 3,730,333,702

2024 Delinquent Taxes Only

Month	2024 Taxes Due	Amount Collected	% Collected
Jul-2025	\$7,857,365	\$1,400,666	17.83%
Aug-2025		\$643,614	8.19%
Sep-2025		\$498,372	6.34%
Oct-2025		\$419,011	5.33%
Nov-2025		\$219,675	2.80%
Dec-2025		\$231,548	2.95%
Jan-2026		\$339,311	4.32%
Feb-2026		\$308,832	3.93%
Mar-2026			0.00%
Apr-2026			0.00%
May-2026			0.00%
Jun-2026			0.00%
Total		\$4,061,029	51.68%

Grand Total Delinquent Collections

\$5,499,560