

# Knowing Through Data: NWABSD School Climate & Connectedness Survey Results

Kami Moore  
October 26, 2023



association of  
**ALASKA**  
school boards

**Why did you run for the School Board – What  
change do you hope to see?**



# What is “School Climate and Connectedness” ?

School climate is a broad, multifaceted concept that involves many aspects of the student’s educational experience.

A positive school climate is the product of a school’s attention to fostering safety; promoting a supportive academic, disciplinary, and physical environment; and encouraging and maintaining respectful, trusting, and caring relationships throughout the school community no matter the setting—from Pre-K/Elementary School to higher education.

*-National Center on Safe Supportive Learning Environments*



# What are key indicators of a **positive** school climate?

What does it **look** like? What does it **sound** like?  
What does it **feel** like?



*“Positive school climate and connectedness is not a program but a way of engaging in the world. How do we make this the foundation of all of our interactions?”* -Alaska school counselor

# Why is a positive school climate critical?



1.

Negative school climates typically result in worse outcomes for students and educators



2.

Research shows a positive school climate can improve academic achievement



3.

Positive school climates also produce greater social-emotional outcomes for students



4.

Educators are less stressed and stay in their jobs longer in a positive work environment

# What are the best predictors of attendance & achievement?

## RELATIONSHIPS & SCHOOL SAFETY

- Student connectedness/engagement/satisfaction with school affects the relationship between school climate and attendance and achievement.
- School climate directly predicts student connectedness/engagement/satisfaction, and also directly predicts attendance and achievement.
- And student connectedness/engagement/satisfaction changes the relationship between school climate and attendance and achievement. For example, a good school climate is going to have less of a positive effect on attendance if student connectedness is low.



# Data helps boards to...



- Incorporate stakeholder input
- Understand progress toward your stated goals and vision
- Make informed decisions based on objective measures aligned with core values

# What do you as Board Members want to know?

- From Students?
- From Staff?
- From Families?





# History & Overview (SCCS)

- **2006:** Developed in partnership with American Institutes for Research (AIR) & AK school districts.
- **2017:** Online interactive survey platform (Panorama Education )
- **Survey Package:** Student (3-5 & 6-12), Staff & Family Survey
- **Support:** Technical assistance before, during, and after survey administration
- **Continuous Quality Improvement:** Gather feedback from districts/schools and look at current research from the field.



# 2024 SCCS

Statewide Data Highlight

# NWABSD Participation

## 2024 Response rates

- Students:
  - *Grades 3-5:* 280
  - *Grades 6-12:* 536
- Staff: 162
- Family Members: 280



**Insight #1 [Background Questions]** Students in 8th grade felt the least connected and favorable to school climate, while students in 11th grade felt the most connected and favorable to school climate.



2024 School Climate & Connectedness Survey 2024  
Grade 6-12 Student Survey

Group Name

Group Size

Caring Adults  
Community Support  
Cultural Connectedness  
Family and Community Involvement  
High Expectations  
Peer Climate  
Respectful Climate  
School Safety  
Social and Emotional Learning (Grades 6-12)  
Student Involvement  
Student Risk Behaviors: Delinquent Behaviors  
Student Risk Behaviors: Drug and Alcohol Use

All respondents

536

61% 63% 61% 74% 67% 26% 53% 62% 70% 51% 84% 87%

What grade are you in?

6	94	+6	-3	+10	+1	+9	+5	+4	-9	-1	+8	-6	-2
7	85	-2	-1	+4	+3	+4	+1	0	-1	-5	+2	+1	+5
8	101	-3	-1	-2	-8	-6	-3	-13	-5	-4	-10	-1	+1
9	77	-6	+1	-1	+4	-4	-2	+1	+6	+1	+4	+2	0
10	71	-2	-3	-10	-5	-9	-7	0	-1	-1	-6	-1	0
11	58	+6	+5	-6	+9	+5	+3	+12	+15	+9	+11	+4	+2
12	49	+5	+1	-7	-5	-1	0	+2	+1	+3	-8	+4	-7

## Insight #2 [Background Questions] Students in 3rd grade felt the most connected and favorable to school climate.









2024 School Climate &  
Connectedness Survey 2024  
Grade 3-5 Student Survey

Group Name	Group Size	Caring for Others (Grades 3-5)	Safety Question (Grades 3-5)	Social and Emotional Learning (Grades 3-5)	
All respondents	263	59%	67%	62%	
<b>What grade are you in?</b>					
	3	82	+4	+5	+6
	4	93	+2	-5	-2
	5	84	-4	0	-3

**Insight #3** There was an increase across all surveys for Cultural Connectedness with it being the greatest increase for students in grades 6-12.



## All Respondents' Survey Results




Topic	⇅ Percent Favorable <sup>?</sup>	Compared to <sup>?</sup> K/PK -12 <sup>?</sup>	Change since 2023 School Climate & Connectedness Survey <sup>?</sup>
<b>Cultural Connectedness</b>			
 Family Members <sup>i</sup> 2024 Family Survey	73% 	+3	▲ 2
 Students <sup>i</sup> 2024 Grade 6-12 Student Survey	61% 	-1	▲ 4 Greatest increase
 Teachers & Staff <sup>i</sup> 2024 Staff Survey	73% 	+1	▲ 10

# Insight #4 There was a decrease across all topics for Grades 3-5

## 2024 Grade 3-5 Student Survey

263 responses | [show breakdown](#)

 Save as PDF

Topic	Percent Favorable <sup>?</sup>	Compared to <sup>?</sup> K/PK -12 <sup>?</sup>	Change since 2023 School Climate & Connectedness Survey <sup>?</sup>
Safety Question (Grades 3-5)	67% 	0	▼ 8
Social and Emotional Learning (Grades 3-5) <sup>i</sup>	62% 	0	▼ 1
Caring for Others (Grades 3-5) <sup>i</sup>	59% 	-2	▼ 6

# Grade 3–5 Caring for Others cont.

QUESTION

➤ I can name at least five adults who really care about me.

**71%** <sup>i</sup>  
responded  
favorably

▼ **4**  
from 2023  
School Climate &  
Connectedness  
Survey

QUESTION

➤ Students are encouraged to do their very best.

**66%** <sup>i</sup>  
responded  
favorably

▼ **10**  
from 2023  
School Climate &  
Connectedness  
Survey

QUESTION

➤ Other adults besides my teachers know my name.

**82%** <sup>i</sup>  
responded  
favorably

▲ **2**  
from 2023  
School Climate &  
Connectedness  
Survey

QUESTION

➤ When students see another student being picked on, they try to stop it.

**55%** <sup>i</sup>  
responded  
favorably

▲ **1**  
from 2023  
School Climate &  
Connectedness  
Survey

QUESTION

➤ There is a teacher or some other adult who will miss me when I'm absent.

**52%** <sup>i</sup>  
responded  
favorably

▲ **2**  
from 2023  
School Climate &  
Connectedness  
Survey

QUESTION

➤ Other students treat me with respect.

**42%** <sup>i</sup>  
responded  
favorably

▼ **2**  
from 2023  
School Climate &  
Connectedness  
Survey

QUESTION

➤ There is an adult who I can talk to about things that are bothering me.

**61%** <sup>i</sup>  
responded  
favorably

▼ **4**  
from 2023  
School Climate &  
Connectedness  
Survey

QUESTION

➤ Students help each other, even if they are not friends.

**45%** <sup>i</sup>  
responded  
favorably

**0**  
from 2023  
School Climate &  
Connectedness  
Survey





# Comparisons across Students & Staff


# Student 6-12 Responses

QUESTION

> There is at least one adult whom I feel comfortable talking to about things that are bothering me.

51%   
responded favorably

 1  
from 2023 School Climate & Connectedness Survey



# Student 3-5 Responses

QUESTION

> There is an adult who I can talk to about things that are bothering me.

61%   
responded favorably


 4  
from 2023 School Climate & Connectedness Survey





# Staff Responses

QUESTION

> Every student at our school has an adult whom they feel comfortable talking to about things that are bothering them.

69%   
responded favorably


 7  
from 2023 School Climate & Connectedness Survey



# Student 6-12 Responses

QUESTION

> There is a teacher or some other adult who will miss me when I'm absent.

**33%**   
responded favorably


**0**  
from 2023 School Climate & Connectedness Survey



# Student 3-5 Responses

QUESTION

> There is a teacher or some other adult who will miss me when I'm absent.

**52%**   
responded favorably

**▲ 2**  
from 2023 School Climate & Connectedness Survey



# Staff Responses

QUESTION

> Every student at our school feels that they have an adult who will miss them when they are absent.

**77%**   
responded favorably

**▲ 8**  
from 2023 School Climate & Connectedness Survey






# Accessing Your SCCS Results

## NWABSD Public Link:

[https://secure.panoramaed.com/aasb/understand?auth\\_token=northwestarcticborough](https://secure.panoramaed.com/aasb/understand?auth_token=northwestarcticborough)

The screenshot shows the 'Results' section of the Panorama Education interface. It features a navigation menu on the left, a main content area with three district selection options, and a dropdown menu for the Northwest Arctic Borough School District. The dropdown menu lists 12 schools, with 'Ambler School' highlighted. The Panorama Education logo and copyright information are visible at the bottom.

**Results**  
Browse survey results for:

-   
Participating Alaska Districts
-   
Northwest Arctic Borough School District
-   
AFEC

**12 Schools**

- Ambler School
- Aqqaluk High/Noorvik Elementary
- Buckland School
- Davis-Ramoth School
- Deering School
- June Nelson Elementary School
- Kiana School
- Kobuk School
- Kotzebue Middle/High School
- McQueen School
- Napaaqtugmiut School
- Shungnak School

**PANORAMA**  
EDUCATION

Copyright © Panorama Education

# How do you think your board could use SCCS Data?



# Our Recommendations

- **Use results in your district & school planning:** Strategic Planning, Vision & Goal-Setting
- **Ensure District Policies** are supportive of positive school climates (AASB Model School Climate Policy)
- **Explore your district results**
  - results are available in the Panorama Education platform (district public link).

# Benefits of taking AASB's School Climate and Connectedness Survey

- **Measure student, staff and family perceptions of school climate:** survey topics are linked to academic outcomes and needs specific to Alaska students and families.
- **Compare results:** Compare school and district results to statewide data, by urban or rural, and by school type (high school, K-12, elementary, middle). Over 30 districts in Alaska participate in AASB's SCCS.
- **Survey Implementation Support:** Receive ongoing technical assistance including webinars, 1:1 support, and survey proctor guides.
- **Support in using your results:** Get support on how to use survey results, including in-person or virtual workshops.
- **Leverage funding opportunities:** through AASB and other state/federal grant projects.

# Thank you

For more information contact:

**Kami Moore**

[kmoore@aasb.org](mailto:kmoore@aasb.org)

[sccs@aasb.org](mailto:sccs@aasb.org)



association of  
**ALASKA**  
school boards