



DULUTH PUBLIC SCHOOLS

Dropout Prevention Update

Check and Connect

Jason Crane, Director of Special Services
Tawnyea Lake, Director of Assessment and Evaluation
Tonya Sconiers, Principal - Denfeld High School
Sarah Laulunen, Check and Connect Coordinator -
Denfeld High School

Overview of Presentation

- Background
- Our Journey
- Key Accomplishments
- Challenges
- Results
- Next Steps

Office of Special Education Program (OSEP) Charge to States

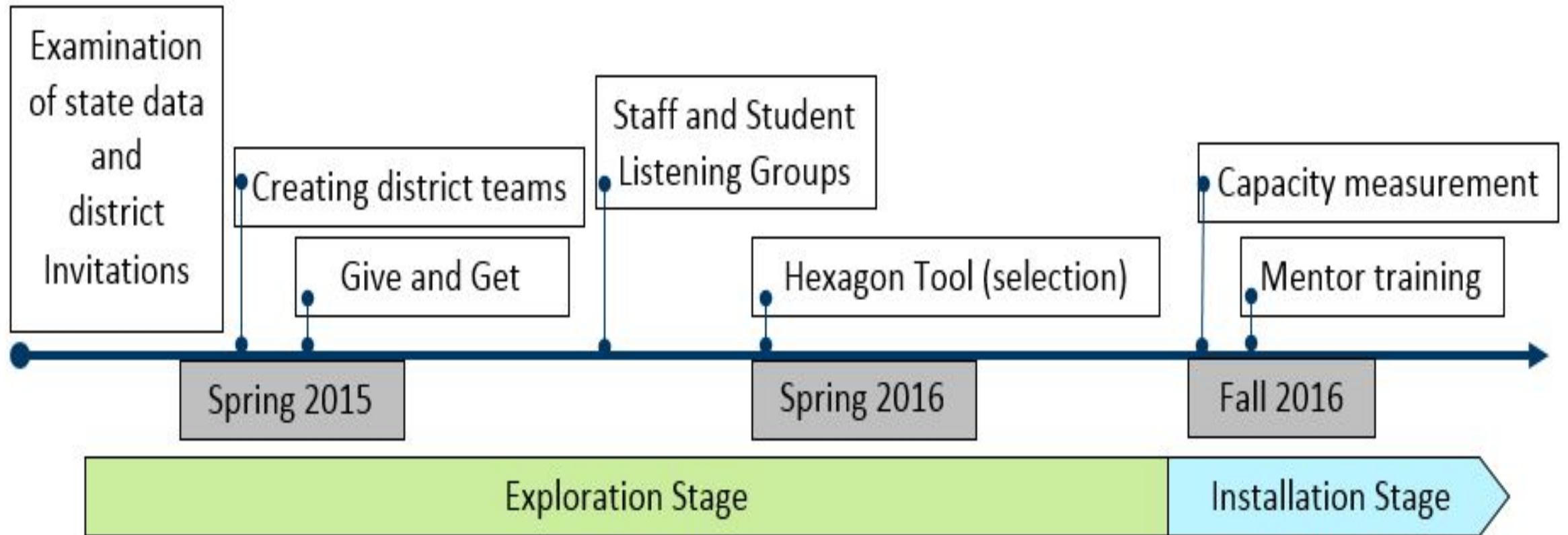
- Develop a comprehensive, ambitious, yet achievable multi-year plan that states will develop to improve results for children/students with disabilities (and their families).
- Increase the capacity of districts to implement, scale up, and sustain evidence-based practices that will result in improved results.

Overview

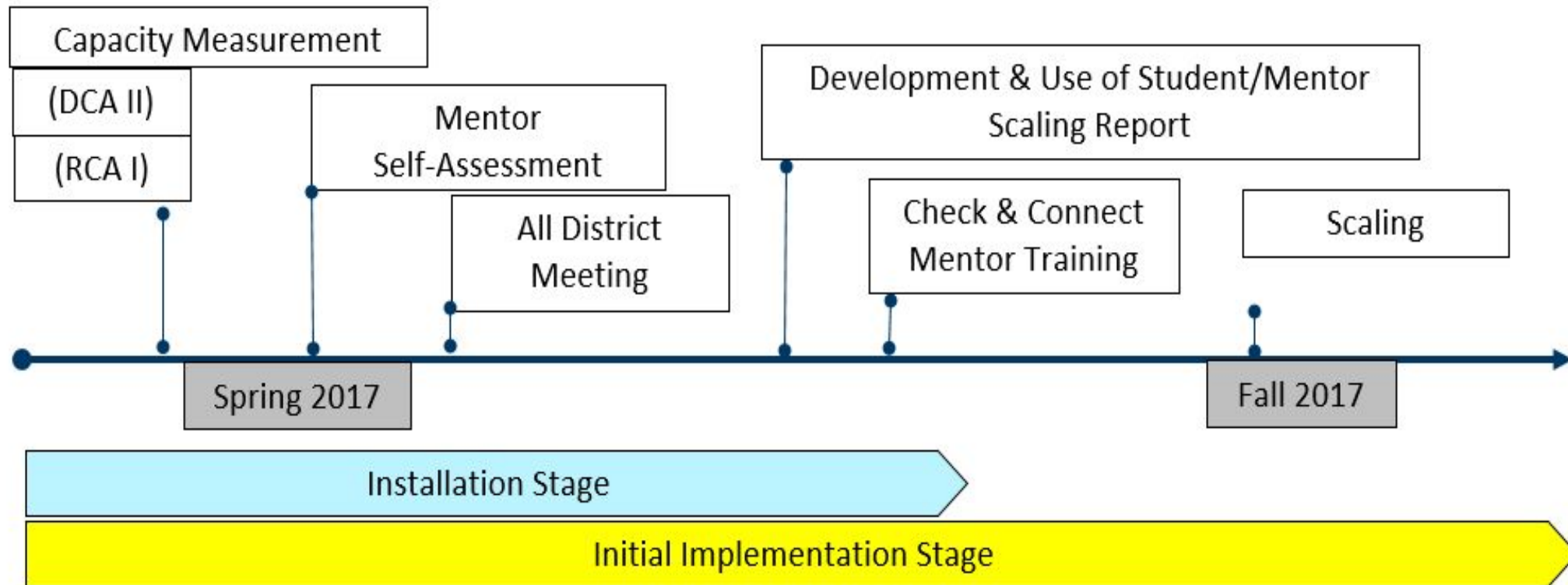


- State identified four districts - these four districts accounted for approximately 30% of the population group
- Goal: Increase 6-year graduation rates for Black and American Indian students with disabilities

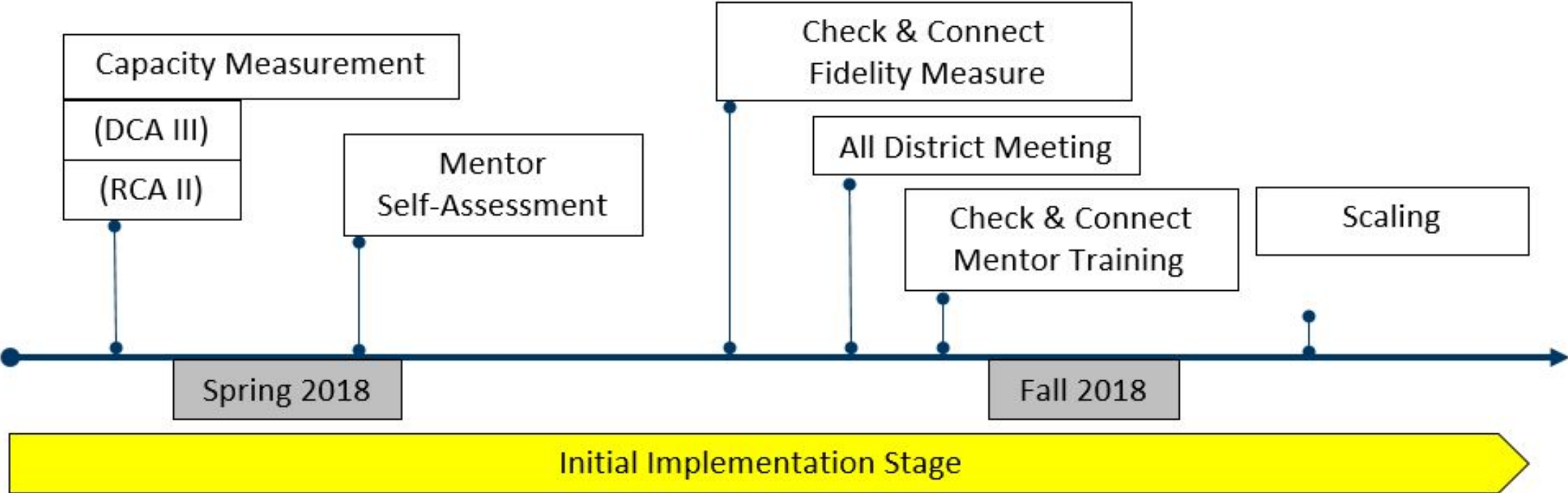
Our Journey



Our Journey



Our Journey



Check and Connect Team:

- Minnesota Department of Education Staff
- District Administration
- Denfeld Principal
- Check and Connect Coordinator
- 2 Check and Connect Mentors

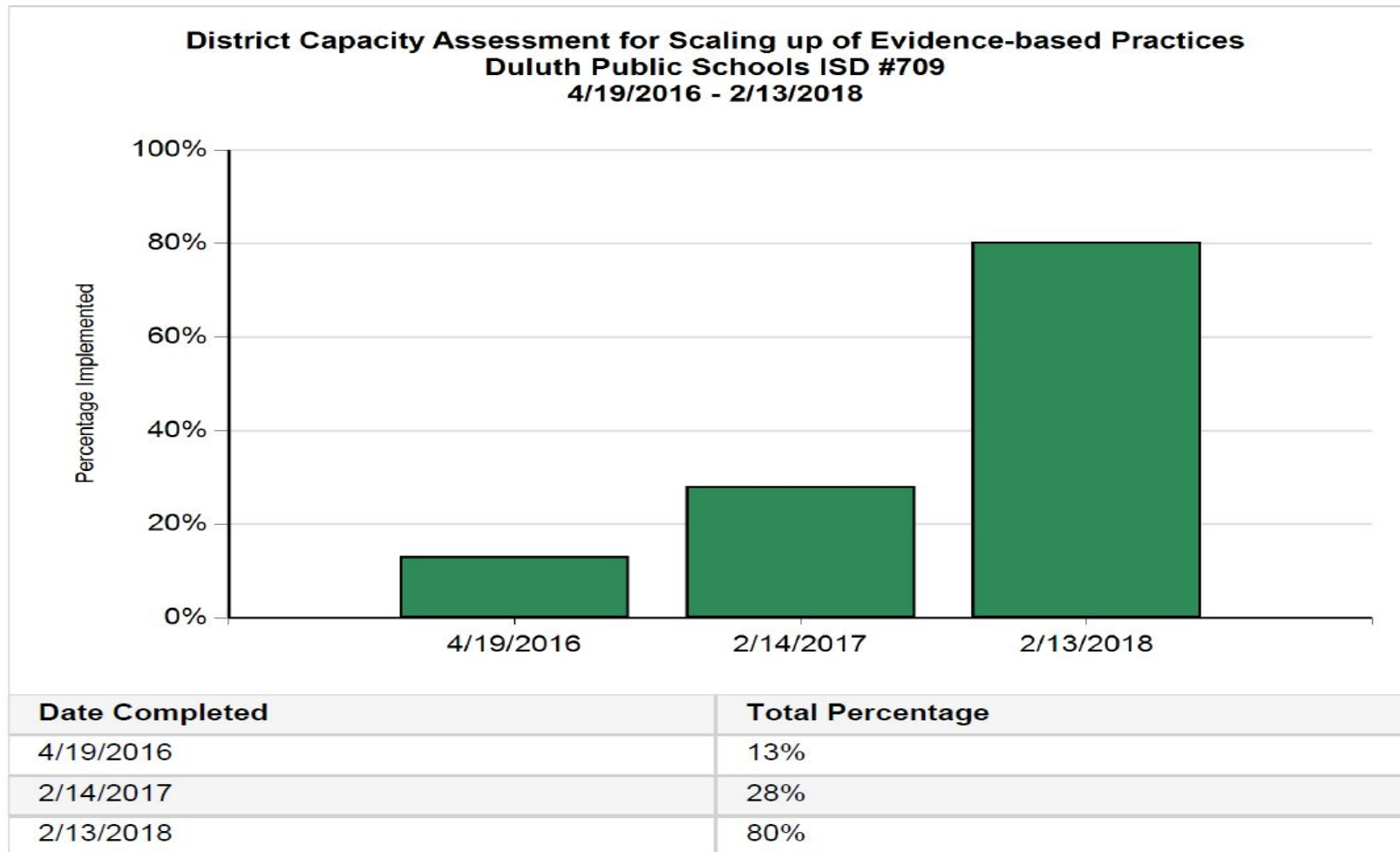
Key Accomplishments

- Each year, improved our district's capacity to implement evidence-based practice
- Each year, increased the number of students served by Check and Connect mentors (currently 60 students)
- Over two years, 13 out of 14 American Indian & Black students with disabilities graduated on time graduation (one student is continuing)

Challenges

- Staff turnover (Assistant Superintendent, Check and Connect Coordinator, Check and Connect Mentor)
- Required paperwork, data collection, and coaching to implement to fidelity
- Funding and commitment to support scale up efforts
- Chronic absenteeism

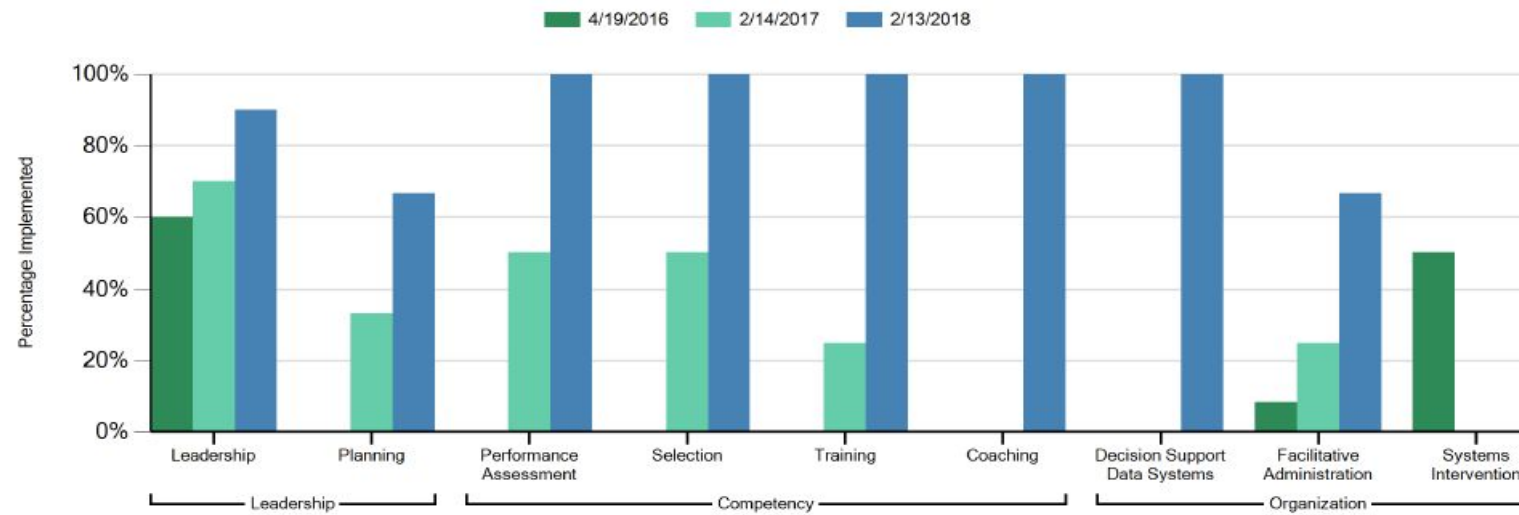
Results: District Capacity



Results: District Capacity

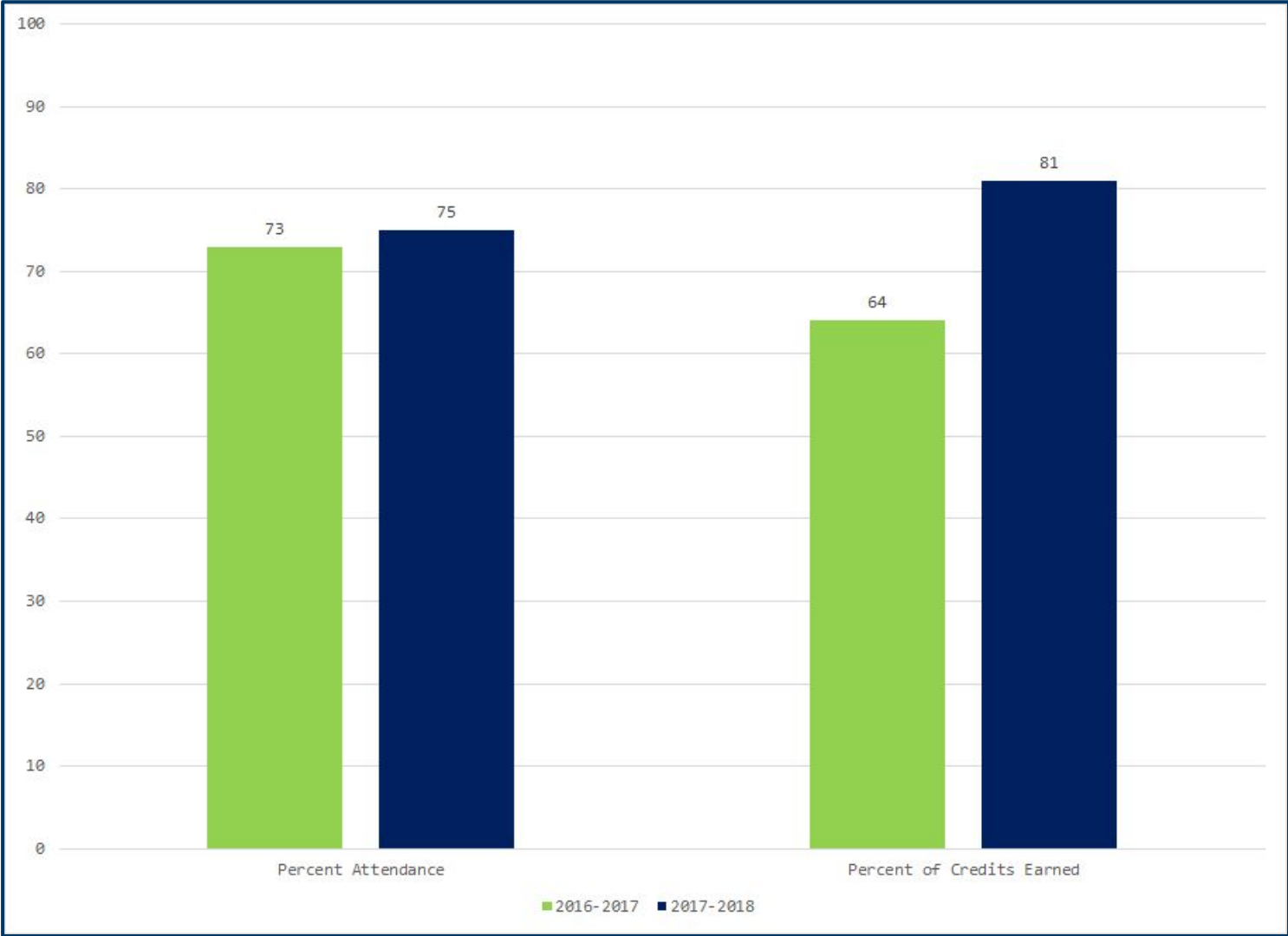
Duluth Public Schools ISD #709
Duluth, Minnesota

District Capacity Assessment for Scaling up of Evidence-based Practices
Duluth Public Schools ISD #709
4/19/2016 - 2/13/2018



Date Completed	Leadership		Competency				Organization		
	Leadership	Planning	Performance Assessment	Selection	Training	Coaching	Decision Support Data Systems	Facilitative Administration	Systems Intervention
4/19/2016	60%	0%	0%	0%	0%	0%	0%	8%	50%
2/14/2017	70%	33%	50%	50%	25%	0%	0%	25%	0%
2/13/2018	90%	67%	100%	100%	100%	100%	100%	67%	0%

Results: Student Attendance and Credits



Results: Graduation Rates - Denfeld

Four-Year, On-Time Graduation Rate						
	2014-2015		2015-2016		2016-2017	
	Percent	Number	Percent	Number	Percent	Number
All Students	73.42	174/237	73.86	178/241	80.36	180/224
American Indian	30.00	3/10	35.00	7/20	73.33	11/15
Asian	*	*	*	*	*	*
Hispanic	72.73	8/11	*	*	*	*
Black	57.14	8/14	42.86	6/14	55.56	10/18
White	77.37	147/190	80.66	146/181	84.66	138/163
Two or More Races			71.43	10/14	71.43	10/14
Special Education	45.00	27/60	33.33	18/54	61.82	34/55
Free/Reduced Priced Lunch	62.42	93/149	62.07	90/145	72.55	111/153

Results: Student Impact

“ Being here makes me feel like I’m at home.”




“Kim and Deb are nice.”



“If it wasn’t for Deb, I probably wouldn’t come to school. She motivates me.”



“ If Deb wasn’t here, I wouldn’t graduate.”



Next Steps

- Increase mentor caseloads to 35
- Continue working to increase district capacity to support initiative
- Expand use of Check and Connect at Denfeld
 - Mentor volunteers with Denfeld's Community Schools program
 - Volunteer teachers during WIN
- Explore ways to sustain programming at Denfeld post grant
- Provide information to other schools to encourage expansion beyond Denfeld

